

# ORACLE®

## Communications

FIPS 140-2 Non-Proprietary Security Policy

---

Acme Packet 4600 [1] and Acme Packet 6300 [2] and Acme Packet  
6350 [3]

FIPS 140-2 Level 1 Validation

Hardware Version: 4600 [1], 6300 [2], and 6350 [3]

Firmware Version: S-Cz8.2.0

Date: December 6<sup>th</sup>, 2019



**Title:** Acme Packet 4600 [1], Acme Packet 6300 [2] and Acme Packet 6350 [3] Non-Proprietary Security Policy

**Date:** December 6<sup>th</sup>, 2019

**Author:** Acumen Security, LLC.

**Contributing Authors:**

Oracle Communications Engineering

Oracle Security Evaluations – Global Product Security

Oracle Corporation

World Headquarters

500 Oracle Parkway

Redwood Shores, CA 94065

U.S.A.

Worldwide Inquiries:

Phone: +1.650.506.7000

Fax: +1.650.506.7200

oracle.com



Oracle is committed to developing practices and products that help protect the environment

Copyright © 2019, Oracle and/or its affiliates. All rights reserved. This document is provided for information purposes only and the contents hereof are subject to change without notice. This document is not warranted to be error-free, nor subject to any other warranties or conditions, whether expressed orally or implied in law, including implied warranties and conditions of merchantability or fitness for a particular purpose. Oracle specifically disclaim any liability with respect to this document and no contractual obligations are formed either directly or indirectly by this document. This document may be reproduced or distributed whole and intact including this copyright notice.

Oracle and Java are registered trademarks of Oracle and/or its affiliates. Other names may be trademarks of their respective owners.

**Hardware and Software, Engineered to Work Together**

## TABLE OF CONTENTS

Section	Title	Page
<b>1.</b>	<b>Introduction</b>	<b>1</b>
1.1	Overview	1
1.2	Document Organization	1
<b>2.</b>	<b>Acme Packet 4600 [1], Acme Packet 6300 [2] and Acme Packet 6350 [3]</b>	<b>2</b>
2.1	Functional Overview	2
<b>3.</b>	<b>Cryptographic Module Specification</b>	<b>3</b>
3.1	Definition of the Cryptographic Module	3
3.2	FIPS 140-2 Validation Scope	4
3.3	Approved or Allowed Security Functions	4
3.4	Non-Approved But Allowed Security Functions	6
3.5	Non-Approved Security Functions and Services	7
3.6	Vendor Affirmed Security Functions	7
<b>4.</b>	<b>Module Ports and Interfaces</b>	<b>8</b>
<b>5.</b>	<b>Physical Security</b>	<b>13</b>
<b>6.</b>	<b>Operational Environment</b>	<b>14</b>
<b>7.</b>	<b>Roles and Services</b>	<b>15</b>
7.1	Operator Services and Descriptions	15
7.2	Unauthenticated Services and Descriptions	18
7.3	Operator Authentication	18
7.3.1	Crypto-Officer: Password-Based Authentication	18
7.3.2	User: Certificate-Based Authentication	19
7.4	Key and CSP Management	19
<b>8.</b>	<b>Self-Tests</b>	<b>27</b>
8.1	Power-Up Self-Tests	27
8.1.1	Firmware Integrity Test	27
8.1.2	Mocana Cryptographic Library Self-Tests	27
8.1.3	Oracle Acme Packet Cryptographic Library Self-Tests	27
8.1.4	Nitrox Self-Tests	27
8.1.5	Octeon Self-tests	28
8.2	Critical Functions Self-Tests	28
8.3	Conditional Self-Tests	28
<b>9.</b>	<b>Crypto-Officer and User Guidance</b>	<b>29</b>
9.1	Secure Setup and Initialization	29
9.2	AES-GCM IV Construction/Usage	30
<b>10.</b>	<b>Mitigation of Other Attacks</b>	<b>31</b>
<b>Acronyms Terms and Abbreviations</b>		<b>32</b>
<b>References</b>		<b>33</b>

## List of Tables

Table 1: FIPS 140-2 Security Requirements.....	4
Table 2: FIPS Approved and Allowed Security Functions for Oracle Acme Packet Cryptographic Library.....	5
Table 3: FIPS Approved and Allowed Security Functions for Oracle Acme Packet Mocana Cryptographic Library .....	6
Table 4: FIPS Approved and Allowed Security Functions for Cavium Nitrox .....	6
Table 5: FIPS Approved and Allowed Security Functions for Cavium Octeon.....	6
Table 6: Non-Approved but Allowed Security Functions .....	7
Table 7: Non-Approved Disallowed Functions .....	7
Table 8: Vendor Affirmed Functions.....	7
Table 9: Mapping of FIPS 140 Logical Interfaces to Physical Ports.....	8
Table 10: Physical Ports.....	9
Table 11: Mapping of FIPS 140 Logical Interfaces to Physical ports.....	10
Table 12: Physical Ports.....	11
Table 13: Service Summary.....	15
Table 14: Operator Services and Descriptions.....	18
Table 15: Operator Services and Descriptions.....	18
Table 16: Crypto-Officer Authentication.....	19
Table 17: User Authentication .....	19
Table 18: CSP Table .....	26
Table 19: Acronyms.....	32
Table 20: References .....	33

## List of Figures

Figure 1: Acme Packet 4600 .....	3
Figure 2: Acme Packet 6300 .....	3
Figure 3: Acme Packet 6350 .....	3
Figure 4: Acme Packet 4600 - Front View .....	9
Figure 5: Acme Packet 4600 - Rear View.....	9
Figure 6: Acme Packet 6300 - Front View .....	11
Figure 7: Acme Packet 6300 - Rear View.....	11
Figure 8: Acme Packet 6350 - Front View .....	12
Figure 9: Acme Packet 6350 - Rear View.....	12



## 1. Introduction

### 1.1 Overview

This document is the Security Policy for the Acme Packet 4600, the Acme Packet 6300 and the Acme Packet 6350 appliances manufactured by Oracle Corporation. Acme Packet 4600, the Acme Packet 6300 and the Acme Packet 6350 are also referred to as “the module” or “module”. This Security Policy specifies the security rules under which the module shall operate to meet the requirements of FIPS 140-2 Level 1. It also describes how the Acme Packet 4600, the Acme Packet 6300 and the Acme Packet 6350 appliances function in order to meet the FIPS requirements, and the actions that operators must take to maintain the security of the modules.

This Security Policy describes the features and design of the Acme Packet 4600, the Acme Packet 6300 and the Acme Packet 6350 modules using the terminology contained in the FIPS 140-2 specification. FIPS 140-2, Security Requirements for Cryptographic Modules specifies the security requirements that will be satisfied by a cryptographic module utilized within a security system protecting sensitive but unclassified information. The NIST/CCCS Cryptographic Module Validation Program (CMVP) validates cryptographic modules to FIPS 140-2. Validated products are accepted by the Federal agencies of both the USA and Canada for the protection of sensitive or designated information.

### 1.2 Document Organization

The Security Policy document is one document in a FIPS 140-2 Submission Package. The Submission Package contains:

- Oracle Non-Proprietary Security Policy
- Oracle Vendor Evidence document
- Finite State Machine
- Entropy Assessment Document
- Other supporting documentation as additional references

With the exception of this Non-Proprietary Security Policy, the FIPS 140-2 Validation Documentation is proprietary to Oracle and is releasable only under appropriate non-disclosure agreements. For access to these documents, please contact Oracle.



## 2. Acme Packet 4600 [1], Acme Packet 6300 [2] and Acme Packet 6350 [3]

### 2.1 Functional Overview

The Acme Packet 4600, the Acme Packet 6300 and the Acme Packet 6350 appliances are specifically designed to meet the unique price performance and manageability requirements of the small to medium sized enterprise and remote office/ branch office. Ideal for small site border control and Session Initiation Protocol (SIP) trunking service termination applications, the Acme Packet 4600, the Acme Packet 6300 and the Acme Packet 6350 appliances deliver Oracle's industry leading ESBC capabilities in a small form factor appliance. With support for high availability (HA) configurations, hardware assisted transcoding and Quality of Service (QoS) measurement, the Acme Packet 4600, the Acme Packet 6300 and the Acme Packet 6350 appliances are a natural choice when uncompromising reliability and performance are needed in an entry-level appliance. With models designed for the smallest branch office to the largest data center, the Acme Packet ESBC product family supports distributed, centralized, or hybrid SIP trunking topologies.

Acme Packet 4600, Acme Packet 6300 and Acme Packet 6350 appliances address the unique connectivity, security, and control challenges enterprises often encounter when extending real-time voice, video, and UC sessions to smaller sites. The appliances also helps enterprises contain voice transport costs and overcome the unique regulatory compliance challenges associated with IP telephony. TDM fallback capabilities ensure continuous dial out service at remote sites in the event of WAN or SIP trunk failures. Stateful high availability configurations protect against link and hardware failures. An embedded browser based graphical user interface (GUI) simplifies setup and administration

## 3. Cryptographic Module Specification

### 3.1 Definition of the Cryptographic Module

The module consists of the Acme Packet 4600, the Acme Packet 6300 and the Acme Packet 6350 appliances running firmware version S-Cz8.2.0 on hardware platforms 4600, 6300 and 6350. The modules are classified as a multi-chip standalone cryptographic module. The physical cryptographic boundary for the Acme Packet 4600, the Acme Packet 6300 and the Acme Packet 6350 is all components with exception of the removable power supplies.

A representation of the cryptographic boundary is defined as the chassis of the module as shown in the Figures below:



Figure 1: Acme Packet 4600



Figure 2: Acme Packet 6300




Figure 3: Acme Packet 6350

### 3.2 FIPS 140-2 Validation Scope

The Acme Packet 4600 [1] and Acme Packet 6300 [2] and Acme Packet 6350 [3] appliances are being validated to overall FIPS 140-2 Level 1 requirements. See Table 1 below.

Security Requirements Section	Level
Cryptographic Module Specification	1
Cryptographic Module Ports and Interfaces	1
Roles and Services and Authentication	2
Finite State Machine Model	1
Physical Security	1
Operational Environment	N/A
Cryptographic Key Management	1
EMI/EMC	1
Self-Tests	1
Design Assurance	3
Mitigation of Other Attacks	N/A

**Table 1: FIPS 140-2 Security Requirements**

### 3.3 Approved or Allowed Security Functions

The appliances contain the following FIPS Approved Algorithms listed in Table 2 (Oracle Acme Packet Cryptographic Library Acme Packet 4600, 6300 and 6350), Table 3 (Oracle Acme Packet Mocana Cryptographic Library Acme Packet 4600, 6300 and 6350), Table 4 (Cavium Nitrox) and Table 5 (Cavium Octeon):

	Approved or Allowed Security Functions	Cert#
<b>Symmetric Algorithms</b>		
AES	CBC, ECB, GCM; Encrypt/Decrypt; Key Size = 128, 256 CTR; Encrypt; Key Size = 128,256	<a href="#">C 143</a>
Triple DES <sup>1</sup>	CBC; Encrypt/Decrypt; Key Size = 192	<a href="#">C 143</a>
<b>Secure Hash Standard (SHS)</b>		
SHS	SHA-1, SHA-256, SHA-384, SHA-512	<a href="#">C 143</a>
<b>Data Authentication Code</b>		
HMAC	HMAC-SHA-1, HMAC-SHA-256, HMAC-SHA-384, HMAC-SHA-512	<a href="#">C 143</a>
<b>Asymmetric Algorithms</b>		

<sup>1</sup> Triple-DES was CAVP tested but is not utilized by the services associated with the Oracle Acme Packet Cryptographic Library.



	Approved or Allowed Security Functions	Cert#
RSA	RSA: FIPS186-4: 186-4 KEY(gen): FIPS186-4_Random_e ALG[ANSIX9.31] SIG(gen) (2048 SHA(1, 256 , 384) ALG[ANSIX9.31] SIG(Ver) (2048 SHA(1, 256, 384))  RSA: FIPS186-2 : ALG[ANSIX9.31] SIG(gen) (4096 SHA (256,384)) ALG[ANSIX9.31] SIG(Ver) (2048 SHA(1, 256, 384)), (4096 SHA (1, 256, 384))  RSA: FIPS186-4: 186-4 KEY(gen): FIPS186-4_Random_e ALG[ANSIX9.31] SIG(gen) (2048 SHA(1, 256 , 384), (4096 SHA (256,384)) SIG(Ver) (2048 SHA(1, 256, 384))  RSA: FIPS186-2 Signature Verification 9.31: Modulus lengths: 2048, 4096 SHAs: SHA-1, SHA-256, SHA-384	<a href="#">C 143</a>
ECDSA	Firmware: FIPS186-4 PKG: CURVES (P-256, P-384 Testing Candidates) SigGen: CURVES (P-256: (SHA-256, 384) P-384: (SHA-256, 384) SigVer: CURVES (P-256: (SHA-256, 384) P-384: (SHA-256, 384))	<a href="#">C 143</a>
<b>Random Number Generation</b>		
DRBG	Firmware: CTR_DRBG: [ Prediction Resistance Tested: Not Enabled; BlockCipher_Use_df: (AES-256)] Hash_Based DRBG: [ Prediction Resistance Tested: Not Enabled (SHA-1)	<a href="#">C 143</a>
<b>Key establishment</b>		
Key Derivation	Firmware: SNMP KDF, SRTP KDF, TLS KDF	<a href="#">C 143</a>
<b>Key Transport</b>		
KTS	Firmware: KTS (AES Cert. # C 143 and HMAC Cert. # C 143; key establishment methodology provides 128 or 256 bits of encryption strength);	

**Table 2: FIPS Approved and Allowed Security Functions for Oracle Acme Packet Cryptographic Library**

	Approved or Allowed Security Functions	Cert #
<b>Symmetric Algorithms</b>		
AES	CBC; Encrypt/Decrypt; Key Size = 128, 256	<a href="#">C 141</a>
Triple DES <sup>2</sup>	CBC; Encrypt/Decrypt; Key Size = 192	<a href="#">C 141</a>
<b>Secure Hash Standard (SHS)</b>		
SHS	SHA-1, SHA-256, SHA-384, SHA-512	<a href="#">C 141</a>
<b>Data Authentication Code</b>		

<sup>2</sup> Per IG A.13 the same Triple-DES key shall not be used to encrypt more than 2<sup>20</sup> 64-bit blocks of data.

HMAC	HMAC-SHA-1, HMAC-SHA-256, HMAC-SHA-384, HMAC-SHA-512	<a href="#">C 141</a>
<b>Asymmetric Algorithms</b>		
RSA	RSA: 186-4: 186-4 KEY(gen): FIPS186-4_Random_e PKCS1.5: SIG(Ver) (1024 SHA(1); (2048 SHA (1))	<a href="#">C 141</a>
<b>Key Establishment</b>		
Key Derivation	SSH KDF, IKEv1/IKEv2 KDF	<a href="#">C 141</a>
<b>Key Transport</b>		
KTS	KTS (AES Cert. # C 141 and HMAC Cert. # C 141; key establishment methodology provides 128 or 256 bits of encryption strength);	

**Table 3: FIPS Approved and Allowed Security Functions for Oracle Acme Packet Mocana Cryptographic Library**

**Note:** P-384 for ECDSA was CAVP tested but is not utilized by the module’s services.

**Note:** Triple-DES was CAVP tested but is not utilized by the services associated with the Oracle Acme Packet Cryptographic Library Acme Packet for the 4600, 6300 and 6350. The services that are associated with Oracle Acme Packet Cryptographic Library are SNMP, SRTP and TLS.

	Approved or Allowed Security Functions	Cert #
<b>Symmetric Algorithms</b>		
AES	CBC; Encrypt/Decrypt; Key Size = 128, 256	<a href="#">5257</a>
Triple DES <sup>3</sup>	CBC; Encrypt/Decrypt; Key Size = 192	<a href="#">2659</a>
<b>CVL</b>		
CVL	RSADP, Mod Size 2048	<a href="#">1728</a>

**Table 4: FIPS Approved and Allowed Security Functions for Cavium Nitrox**

	Approved or Allowed Security Functions	Cert #
<b>Symmetric Algorithms</b>		
AES	ECB; Encrypt/Decrypt; Key Size = 128 CTR; Encrypt; Key Size = 128	<a href="#">5256</a>
<b>Key Establishment</b>		
Key Derivation	SRTP KDF	<a href="#">1727</a>

**Table 5: FIPS Approved and Allowed Security Functions for Cavium Octeon**

### 3.4 Non-Approved But Allowed Security Functions

The following are considered non-Approved but allowed security functions:

Algorithm	Usage
EC-Diffie-Hellman	CVL Certs. #C143, #C141 and #1727, key agreement; key establishment methodology

<sup>3</sup> Per IG A.13 the same Triple-DES key shall not be used to encrypt more than 2<sup>20</sup> 64-bit blocks of data.

Algorithm	Usage
	provides 128 or 192 bits of encryption strength
Diffie-Hellman	CVL Certs. #C143, #C141 and #1727, key agreement; key establishment methodology provides 112 bits of encryption strength
RSA Key Wrapping	Key wrapping, key establishment methodology provides 112-bits of encryption strength
NDRNG	Used for seeding the NIST SP 800-90A Hash_DRBG and CTR_DRBG. Per FIPS 140-2 IG 7.14 scenario 1 (a).  The module provides a minimum of 440 bits of entropy input for the Hash_DRBG. The input length for the CTR_DRBG depends on the size of the AES key used. If the AES key length is 128 bits, the seed size is 256 bits. If the AES key length is 256 bits, then the seed size is 384 bits.
MD5 (TLS 1.0/1.1/1.2)	MACing: HMAC MD5, Hashing: MD5

**Table 6: Non-Approved but Allowed Security Functions**

### 3.5 Non-Approved Security Functions and Services

The following services are considered non-Approved and may not be used in a FIPS-approved mode of operation:

Service	Non-Approved Security Functions
SSH	Asymmetric Algorithms: DSA, Symmetric Algorithms: Rijndael, AES GCM, 192-Bit AES CTR
SNMP	Hashing: MD5, Symmetric Algorithms: DES
SRTP	Hashing: MD5
IKEv1/IKEv2	Hashing: MD5, Symmetric Algorithms: 192-Bit AES CBC
TLS 1.0/1.1/1.2	Symmetric Algorithms: DES
Diffie-Hellman	Key agreement, less than 112 bits of encryption strength.
RSA Key Wrapping	Key wrapping, less than 112 bits of encryption strength.

**Table 7: Non-Approved Disallowed Functions**

Services listed in the previous table make use non-compliant cryptographic algorithms. Use of these algorithms are prohibited in a FIPS-approved mode of operation. These services are allowed in FIPS mode when using allowed algorithms (as specified in section 9.1).

### 3.6 Vendor Affirmed Security Functions

The following services are considered non-Approved and may not be used in a FIPS-approved mode of operation:

Algorithm	Vendor Affirmed Security Functions
CKG	In accordance with FIPS 140-2 IG D.12, the cryptographic module performs Cryptographic Key Generation (CKG) as per SP800-133 (vendor affirmed). The resulting generated symmetric keys and the seed used in the asymmetric key generation are the unmodified output from an NIST SP 800-90A DRBG.

**Table 8: Vendor Affirmed Functions**

## 4. Module Ports and Interfaces

The module interfaces can be categorized as follows the FIPS 140-2 Standard:

- Data Input Interface
- Data Output Interface
- Control Input interface
- Status Output Interface
- Power Interface

The table below provides a mapping of ports for the Acme Packet 4600:

Logical Interface	Physical Ports	Information Input/Output
Data Input	Ethernet SFP Ports (P0,1,2,3) Ethernet RJ-45 ports (P4 and P5) Ethernet MGT Ports (Mgmt0, Mgmt1, Mgmt2)	Cipher text  Plain text
Data Output	Ethernet SFP Ports (P0,1,2,3) Ethernet RJ-45 ports (P4 and P5) Ethernet MGT Ports (Mgmt0, Mgmt1, Mgmt2)	Cipher text  Plain text
Control Input	Ethernet SFP Ports (P0,1,2,3) Ethernet RJ-45 ports (P4 and P5) Console Port Reset Button Power Switch Ethernet MGT Ports (Mgmt0, Mgmt1, Mgmt2)	Plaintext control input via console port (configuration commands, operator passwords) Ciphertext control input via network management (EMS control, CDR accounting, CLI management)
Status Output	Ethernet SFP Ports (P0,1,2,3) Ethernet RJ-45 ports (P4 and P5) Console Port Alarm Port Ethernet MGT Ports (Mgmt0, Mgmt1, Mgmt2) LEDs LCD	Plaintext status output via console port.  Ciphertext status output via network management
Power	Power Plug	N/A


**Table 9: Mapping of FIPS 140 Logical Interfaces to Physical Ports**

The table below provides a mapping of ports for the Acme Packet 4600:

Physical Interface	Number of Ports	Description / Use
Console Port	1	Provides console access to the module. The module supports only one active serial console connection at a time.  Console port communication is used for administration and maintenance purposes from a central office (CO) location. Tasks conducted over a console port include: <ul style="list-style-type: none"> <li>• Configuring the boot process and management network</li> <li>• Creating the initial connection to the module</li> <li>• Accessing and using functionality available via the ACLI</li> </ul>

Physical Interface	Number of Ports	Description / Use
		<ul style="list-style-type: none"> <li>Performing in-lab system maintenance (services described below)</li> <li>Performing factory-reset to zeroize nvram and keys</li> </ul>
Alarm Port	1	Provides status output
USB Ports	1	This port is used for recovery. e.g. system re-installation after zeroization.
Ethernet Management ports	3 (Mgmt0, Mgmt1, Mgmt2)	Used for EMS control, CDR accounting, CLI management, and other management functions
Signaling and Media Ethernet ports	6 (SFP P0,1,2,3 RJ-45 P4, P5)	Provide network connectivity for signaling and media traffic. These ports are also used for incoming and outgoing data (voice) connections.

**Table 10: Physical Ports**



**Figure 4: Acme Packet 4600 - Front View**



**Figure 5: Acme Packet 4600 - Rear View**

The table below provides a mapping of ports for the Acme Packet 6300 and Acme Packet 6350:

Logical Interface	Physical Ports	Information Input/Output
Data Input	Ethernet Ports (Slot 0 P0,1 and Slot 1 P0,1) Ethernet MGT Ports (Mgmt0, Mgmt1, Mgmt2)	Cipher text  Plain text
Data Output	Ethernet Ports (Slot 0 P0,1 and Slot 1 P0,1) Ethernet MGT Ports (Mgmt0, Mgmt1, Mgmt2)	Cipher text  Plain text
Control Input	Console Port Reset Button Power Switch Ethernet Ports (Slot 0 P0,1 and Slot 1 P0,1) Ethernet MGT Ports (Mgmt0, Mgmt1, Mgmt2)	Plaintext control input via console port (configuration commands, operator passwords) Ciphertext control input via network management (EMS control, CDR accounting, CLI management)
Status Output	Console Port Alarm Port Ethernet Ports (Slot 0 P0,1 and Slot 1 P0,1) Ethernet MGT Ports (Mgmt0, Mgmt1, Mgmt2) LEDs LCD	Plaintext status output via console port.  Ciphertext status output via network management
Power	Power Plug	N/A

**Table 11: Mapping of FIPS 140 Logical Interfaces to Physical ports**

The table below describes the interfaces on the Acme Packet 6300 and Acme Packet 6350:

Physical Interface	Number of Ports 6300	Number of Ports 6350	Description / Use
Console Port	1	1	Provides console access to the module. The module supports only one active serial console connection at a time.  Console port communication is used for administration and maintenance purposes from a central office (CO) location. Tasks conducted over a console port include: <ul style="list-style-type: none"> <li>Configuring the boot process and management network</li> <li>Creating the initial connection to the module</li> <li>Accessing and using functionality available via the ACLI</li> <li>Performing in-lab system maintenance (services described below)</li> <li>Performing factory-reset to zeroize nvram and keys in Flash</li> </ul>
Alarm Port	1	1	Provides status output
USB Ports	1	1	This port is used for recovery. e.g. system re-installation after zeroization.



Physical Interface	Number of Ports 6300	Number of Ports 6350	Description / Use
Management Ethernet ports	3 (Mgmt0, Mgmt1, Mgmt2)	3 (Mgmt0, Mgmt1, Mgmt2)	Used for EMS control, CDR accounting, CLI management, and other management functions.
Signaling and Media Ethernet ports	4 (Slot 0 P0,1 and Slot 1 P0,1)	2 (Slot 0 P0,1 and Slot 1 P0,1)	Provide network connectivity for signaling and media traffic. These ports are also used for incoming and outgoing data (voice) connections.

**Table 12: Physical Ports**



**Figure 6: Acme Packet 6300 - Front View**



**Figure 7: Acme Packet 6300 - Rear View**




Figure 8: Acme Packet 6350 - Front View



Figure 9: Acme Packet 6350 - Rear View





## 5. Physical Security

The module's physical embodiment is that of a multi-chip standalone device that meets Level 1 Physical Security requirements. The module is completely enclosed in a rack mountable chassis.



## 6. Operational Environment

The modules support a limited modifiable operational environment as per the FIPS 140-2 Section 4.6.

## 7. Roles and Services

As required by FIPS 140-2 Level 2, there are three roles (a Crypto Officer Role, User Role, and Unauthenticated Role) in the module that operators may assume. The module supports role-based authentication, and the respective services for each role are described in the following sections. The below table gives a high-level description of all services provided by the module and lists the roles allowed to invoke each service.

Operator Role	Summary of Services
User	<ul style="list-style-type: none"> <li>• View configuration versions and system performance data</li> <li>• Test pattern rules, local policies, and session translations</li> <li>• Display system alarms.</li> </ul>
Crypto-Officer	Allowed access to all system commands and configuration privileges
Unauthenticated	<ul style="list-style-type: none"> <li>• Request Authentication</li> <li>• Show Status</li> <li>• Initiate self-tests</li> </ul>

**Table 13: Service Summary**

### 7.1 Operator Services and Descriptions

The below table provides a full description of all services provided by the module and lists the roles allowed to invoke each service.

U	CO	Service Name	Service Description	Keys and CSP(s)	Access Type(s)
	X	Configure	Initializes the module for FIPS mode of operation	HMAC-SHA-256 key	R, W, X
	X	Zeroize CSP's	Clears keys/CSPs from memory and disk	All CSP's	Z
	X	Firmware Update	Updates firmware	Firmware Integrity Key (RSA)	R, X
	X	Bypass	Configure bypass using TCP or UDP and viewing bypass service status	HMAC-SHA-256 Bypass Key	R, W, X

U	CO	Service Name	Service Description	Keys and CSP(s)	Access Type(s)
X	X	Decrypt	Decrypts a block of data Using AES or Triple-DES in FIPS Mode	TLS Session Keys (AES128) TLS Session Keys (AES256) SSH Session Key (AES128) SSH Session Key (AES256) SRTP Session Key (AES-128) SNMP Privacy Key (AES-128) IKE Session Encryption Key (Triple-DES, AES-128, AES-256) IPsec Session Encryption Key (Triple-DES, AES-128 or AES-256)	X X X X X X X X
X	X	Encrypt	Encrypts a block of data Using AES or Triple-DES in FIPS Mode	TLS Session Keys (AES128) TLS Session Keys (AES256) SSH Session Key (AES128) SSH Session Key (AES256) SRTP Session Key (AES-128) SNMP Privacy Key (AES-128) IKE Session Encryption Key (Triple-DES, AES-128, AES-256) IPsec Session Encryption Key (Triple-DES, AES-128 or AES-256)	X X X X X X X X
X	X	Generate Keys	Generates AES or Triple-DES for encrypt/decrypt operations.	TLS Session Keys (AES128) TLS Session Keys (AES256) SSH Session Key (AES128) SSH Session Key (AES256) SRTP Session Key (AES-128) SNMP Privacy Key (AES-128) IKE Session Encryption Key (Triple-DES, AES-128, AES-256) IPsec Session Encryption Key (Triple-DES, AES-128 or AES-256)	R, W R, W R, W R, W R, W R, W R, W R, W

U	CO	Service Name	Service Description	Keys and CSP(s)	Access Type(s)
			Generates Diffie-Hellman, EC Diffie-Hellman, and RSA keys for key transport/key establishment.	Diffie-Hellman Public Key (DH) Diffie-Hellman Private Key (DH) EC Diffie-Hellman Public Key (ECDH) EC Diffie-Hellman Private Key (ECDH) SSH authentication private Key (RSA) SSH authentication public key (RSA) TLS authentication private Key (ECDSA/RSA) TLS authentication public key (ECDSA/RSA) TLS premaster secret, TLS Master secret, SRTP Master key IKE Private Key (RSA) IKE Public Key (RSA) SKEYSEED SKEYID SKEYID_d	R, W R, W R, W R, W R, W R, W R, W R, W R, W R, W R, W R, W R, W R, W
X	X	Verify	Used as part of the TLS, SSH protocol negotiation	SSH authentication private Key (RSA) SSH authentication public key (RSA) TLS authentication private Key (ECDSA/RSA) TLS authentication public key (ECDSA/RSA) Diffie-Hellman Public Key (DH) Diffie-Hellman Private Key (DH) EC Diffie-Hellman Public Key (ECDH) EC Diffie-Hellman Private Key (ECDH)	X X X X X X X X
X	X	Generate Seed	Generate an entropy_input for Hash_DRBG, CTR DRBG	DRBG Seed DRBG Entropy Input String	R, W, X R, W, X
X	X	Generate Random Number	Generate random number.	DRBG C DRBG V DRBG Key	R, W, X R, W, X R, W, X

U	CO	Service Name	Service Description	Keys and CSP(s)	Access Type(s)
X	X	HMAC	Generate HMAC	SNMP Authentication Key SRTP Authentication Key SSH Integrity Keys TLS Integrity Keys IPsec Session Authentication Key IKE Session Authentication Key	X X X X X X X
X	X	Generate Certificate	Generate certificate	Web UI Certificate	R, W, X
X	X	Authenticate	Authenticate Users	Operator Password	R, W, X

R – Read, W – Write, X – Execute, Z - Zeroize

**Table 14: Operator Services and Descriptions**

Note: TLS, SRTP and SNMP protocols use the Oracle Acme Packet Cryptographic library.

Note: SSH, IKEv2 and IPsec use the Oracle Acme Packet Mocana Cryptographic library.

## 7.2 Unauthenticated Services and Descriptions

The below table provides a full description of the unauthenticated services provided by the module:

Service Name	Service Description
Authentication	Request authentication to an authorized role.
On-Demand Self-Test Initialization	This service initiates the FIPS self-test when requested.
Show Status	This service shows the operational status of the module

**Table 15: Operator Services and Descriptions**

## 7.3 Operator Authentication

### 7.3.1 Crypto-Officer: Password-Based Authentication

In FIPS-approved mode of operation, the module is accessed via Command Line Interface over the Console ports or via SSH or SNMPv3 over the Network Management Ports. Other than status functions available by viewing the Status LEDs, the services described are available only to authenticated operators.

Method	Probability of a Single Successful Random Attempt	Probability of a Successful Attempt within a Minute
Password-Based (CO and User Authentication to management interfaces)	Passwords must be a minimum of 8 characters. The password can consist of alphanumeric values, {a-z, A-Z, 0-9, and special characters}, yielding 94 choices per character. The probability of a successful random attempt is $1/94^8$ , which is less than $1/1,000,000$ .	Passwords must be a minimum of 8 characters. The password can consist of alphanumeric values, {a-z, A-Z, 0-9, and special characters}, yielding 94 choices per character. Assuming 10 attempts per second via a scripted or automatic attack, the probability of a success with multiple attempts in a one-minute period is $600/94^8$ , which is less than $1/100,000$ .
SNMPv3 Passwords	Passwords must be a minimum of 8 characters. The password can consist of alphanumeric values, {a-z, A-Z, 0-9, and special characters}, yielding 94 choices per character. The probability of a successful random attempt is $1/94^8$ , which is less than $1/1,000,000$ .	Passwords must be a minimum of 8 characters. The password can consist of alphanumeric values, {a-z, A-Z, 0-9, and special characters}, yielding 94 choices per character. Assuming 10 attempts per second via a scripted or automatic attack, the probability of a success with multiple attempts in a one-minute period is $600/94^8$ , which is less than $1/100,000$ .
Password-Based (SIP Authentication Challenge Response)	Passwords must be a minimum of 12 numeric characters. 0-9, yielding 10 choices per character. The probability of a successful random attempt is $1/10^{12}$ , which is less than $1/1,000,000$ .	Passwords must be a minimum of 12 numeric characters. 0-9, yielding 10 choices per character. Assuming 10 attempts per second via a scripted or automatic attack, the probability of a success with multiple attempts in a one-minute period is $600/10^{12}$ , which is less than $1/100,000$ .

**Table 16: Crypto-Officer Authentication**

### 7.3.2 User: Certificate-Based Authentication

The module also supports authentication via digital certificates for the User Role as implemented by the TLS and SSH protocols. The module supports a public key based authentication with 2048-bit RSA and 2048-bit ECDSA keys.

Method	Probability of a Single Successful Random Attempt	Probability of a Successful Attempt within a Minute
Certificate-Based	A 2048-bit RSA/ECDSA key has at least 112-bits of equivalent strength. The probability of a successful random attempt is $1/2^{112}$ , which is less than $1/1,000,000$ .	Assuming the module can support 60 authentication attempts in one minute, the probability of a success with multiple consecutive attempts in a one-minute period is $60/2^{112}$ , which is less than $1/100,000$ .

**Table 17: User Authentication**

### 7.4 Key and CSP Management

The following keys, cryptographic key components and other critical security parameters are contained in the module. No parts of the SSH, TLS, or SNMP protocol, other than the KDF, have been tested by the CAVP and CMVP.

CSP Name	Generation/Input	Establishment/ Export	Storage	Use
Operator Passwords	Generated by the crypto officer as per the module policy	<b>Agreement:</b> NA  <b>Entry:</b> Entry via console or SSH management session  <b>Output:</b> Output as part of HA direct physical connection	Non Volatile RAM	Authentication of the crypto officer and user
Firmware Integrity Key (RSA)	Generated externally	<b>Entry:</b> RSA (2048 bits) entered as part of Firmware image <b>Output:</b> Output as part of HA direct physical connection	Flash	Public key used to verify the integrity of firmware and updates
DRBG Entropy Input String	Generated internally from hardware sources	<b>Agreement:</b> NA  <b>Entry:</b> NA  <b>Output:</b> None	Volatile RAM	Used in the random bit generation process
DRBG Seed	Generated internally from hardware sources	<b>Agreement:</b> NA  <b>Entry:</b> NA  <b>Output:</b> None	Volatile RAM	Used in the random bit generation process
DRBG Key	Internal value used as part of SP 800-90A CTR_DRBG	<b>Agreement:</b> NA  <b>Entry:</b> NA  <b>Output:</b> None	Volatile RAM	Used in the random bit generation process
DRBG V	Internal value used as part of SP 800-90A DRBG	<b>Agreement:</b> NA  <b>Entry:</b> NA  <b>Output:</b> None	Volatile RAM	Used in the random bit generation process
DRBG C	Internal value used as part	<b>Agreement:</b> NA	Volatile RAM	Used in the random bit generation



CSP Name	Generation/Input	Establishment/ Export	Storage	Use
	of SP 800-90A HASH_DRBG	<b>Entry:</b> NA  <b>Output:</b> None		process
Diffie-Hellman Public Key (DH) 2048-bit	Internal generation by FIPS-approved CTR_DRBG in firmware	<b>Agreement:</b> Diffie-Hellman  <b>Entry:</b> NA  <b>Output:</b> None	Volatile RAM	Used to derive the secret session key during DH key agreement protocol
Diffie-Hellman Private Key (DH) 224 bit	Internal generation by FIPS-approved CTR_DRBG	<b>Agreement:</b> Diffie-Hellman  <b>Entry:</b> NA  <b>Output:</b> None	Volatile RAM	Used to derive the secret session key during DH key agreement protocol
ECDH Public Key (P-256)	Internal generation by FIPS-approved CTR_DRBG in firmware	<b>Agreement:</b> EC Diffie-Hellman  <b>Entry:</b> NA  <b>Output:</b> None	Volatile RAM	Used to derive the secret session key during ECDH key agreement protocol
ECDH Private Key (P-256)	Internal generation by FIPS-approved CTR_DRBG	<b>Agreement:</b> EC Diffie-Hellman  <b>Entry:</b> NA  <b>Output:</b> None	Volatile RAM	Used to derive the secret session key during ECDH key agreement protocol
SNMP Privacy Key (AES-128)	NIST SP 800-135 KDF	<b>Agreement:</b> NIST SP 800-135 KDF  <b>Entry:</b> NA  <b>Output:</b> Output as part of HA direct physical connection	Volatile RAM	For encryption / decryption of SNMP session traffic
SNMP Authentication	Internal generation by FIPS-	<b>Agreement:</b> NA	Volatile RAM	160-bit HMAC-SHA-1 for message

CSP Name	Generation/Input	Establishment/ Export	Storage	Use
Key (HMAC-SHA1)	approved CTR_DRBG in firmware	<b>Output:</b> Output as part of HA direct physical connection		authentication and verification in SNMP
SRTP Master Key (AES-128)	Internal generation by FIPS-approved Hash_DRBG in firmware	<b>Agreement:</b> Diffie-Hellman  <b>Entry:</b> NA  <b>Output:</b> encrypted or output as part of HA direct physical connection	Volatile RAM	Generation of SRTP session keys
SRTP Session Key (AES-128)	NIST SP 800-135 KDF	<b>Agreement:</b> NIST SP 800-135 KDF  <b>Entry:</b> NA  <b>Output:</b> Output as part of HA direct physical connection	Volatile RAM	For encryption / decryption of SRTP session traffic
SRTP Authentication Key (HMAC-SHA1)	Derived from the master key	<b>Agreement:</b> NA  <b>Output:</b> Output as part of HA direct physical connection	Volatile RAM	160-bit HMAC-SHA-1 for message authentication and verification in SRTP
SSH Authentication Private Key (RSA)	Internal generation by FIPS-approved CTR_DRBG	<b>Agreement:</b> RSA (2048 bits)  <b>Output:</b> Output as part of HA direct physical connection	Flash Memory	RSA private key for SSH authentication
SSH Authentication Public Key (RSA)	Internal generation by FIPS-approved CTR_DRBG	<b>Agreement:</b> RSA (2048 bits)  <b>Output:</b> Output as part of HA direct physical connection	Flash Memory	RSA public key for SSH authentication.
SSH Session Keys (AES-128, AES-256)	Derived via SSH KDF.  Note: These keys are generated via SSH (IETF RFC 4251). This protocol	<b>Agreement:</b> Diffie-Hellman	Volatile RAM	Encryption and decryption of SSH session

CSP Name	Generation/Input	Establishment/ Export	Storage	Use
	enforces limits on the number of total possible encryption/decryption operations.			
SSH Integrity Keys (HMAC-SHA1)	Derived via SSH KDF.	<b>Agreement:</b> NA  <b>Output:</b> Output as part of HA direct physical connection	Volatile RAM	160-bit HMAC-SHA-1 for message authentication and verification in SSH
TLS Authentication Private Key (ECDSA/RSA)	Internal generation by FIPS-approved CTR_DRBG	<b>Agreement:</b> RSA (2048bits); ECDSA (P- 256/P-384)  <b>Output:</b> Output as part of HA direct physical connection	Flash Memory	ECDSA/RSA private key for TLS authentication
TLS Authentication Public Key (ECDSA/RSA)	Internal generation by FIPS-approved CTR_DRBG	<b>Agreement:</b> RSA (2048bits); ECDSA (P- 256/P-384)  <b>Output:</b> Output as part of HA direct physical connection	Volatile RAM	ECDSA/RSA public key for TLS authentication.
TLS Premaster Secret (48 Bytes)	Internal generation by FIPS-approved CTR_DRBG in firmware	<b>Agreement:</b> NA  <b>Entry:</b> Input during TLS negotiation  <b>Output:</b> Output to peer encrypted by Public Key	Volatile RAM	Establishes TLS master secret
TLS Master Secret (48 Bytes)	Derived from the TLS Pre-Master Secret	<b>Agreement:</b> NA	Volatile RAM	Used for computing the Session Key
TLS Session Keys ( AES-128, AES-256)	Derived from the TLS Master Secret  Note: These keys are generated via TLS (IETF RFC 5246). This protocol	<b>Agreement:</b> RSA key transport	Volatile RAM	Used for encryption & decryption of TLS session

CSP Name	Generation/Input	Establishment/ Export	Storage	Use
	enforces limits on the number of total possible encryption/decryption operations.			
TLS Integrity Keys (HMAC-SHA1)	Internal generation by FIPS-approved CTR_DRBG in firmware	<b>Agreement:</b> NA  <b>Output:</b> Output as part of HA direct physical connection	Volatile RAM	160-bit HMAC-SHA-1 for message authentication and verification in TLS
SKEYSEED (20 Bytes)	Derived by using key derivation function defined in SP800-135 KDF (IKEv2).	<b>Agreement:</b> NIST SP 800-135 KDF  <b>Entry:</b> NA  <b>Output:</b> Output as part of HA direct physical connection to another box	Volatile RAM	160 bit shared secret known only to IKE peers. Used to derive IKE session keys
SKEYID (20 Bytes)	Derived by using key derivation function defined in SP800-135 KDF (IKEv2).	<b>Agreement:</b> NIST SP 800-135 KDF  <b>Entry:</b> NA  <b>Output:</b> Output as part of HA direct physical connection to another box	Volatile RAM	160 bit secret value used to derive other IKE secrets
SKEYID_d (20 Bytes)	Derived using SKEYID, Diffie Hellman shared secret and other non-secret values through key derivation function defined in SP800135 KDF (IKEv1/IKEv2).	<b>Agreement:</b> NIST SP 800-135 KDF  <b>Entry:</b> NA  <b>Output:</b> Output as part of HA direct physical connection to another box	Volatile RAM	160 bit secret value used to derive IKE session keys

CSP Name	Generation/Input	Establishment/ Export	Storage	Use
IKE Pre-Shared Key	Preloaded by the Crypto Officer.	<b>Agreement:</b> NA  <b>Output:</b> Output as part of HA direct physical connection to another box	Flash Memory	Secret used to derive IKE skeyid when using pre-shared secret authentication
IKE Session Encryption Key (Triple-DES, AES-128, AES-256 bit)	Derived via key derivation function defined in SP800-135 KDF (IKEv1/IKEv2)	<b>Agreement:</b> NIST SP 800-135 KDF  <b>Entry:</b> NA  <b>Output:</b> Output as part of HA direct physical connection to another box	Volatile RAM	Triple-DES, AES 128 and 256 key used to encrypt data
IKE Session Authentication Key (HMAC-SHA-512)	Derived via key derivation function defined in SP800-135 KDF (IKEv1/IKEv2)	<b>Agreement:</b> NIST SP 800-135 KDF  <b>Entry:</b> NA  <b>Output:</b> Output as part of HA direct physical connection to another box	Volatile RAM	512 bit key HMAC-SHA-512 used for data authentication
IKE Private Key (RSA 2048 bit)	Internal generation by FIPS-approved CTR_DRBG in firmware	<b>Agreement:</b> RSA (2048 bits)  <b>Output:</b> Output as part of HA direct physical connection to another box	Volatile RAM	RSA 2048 bit key used to authenticate the module to a peer during IKE
IKE Public Key (RSA 2048-bit)	Internal generation by FIPS-approved CTR_DRBG in firmware	<b>Agreement:</b> RSA (2048 bits)  <b>Output:</b> Output as part of HA direct physical connection to another box	Volatile RAM	RSA 2048 bit public key for TLS authentication.
IPsec Session Encryption Key	Derived via a key derivation function defined in SP800-	<b>Agreement:</b> NIST SP 800-135	Volatile RAM	Triple-DES, AES 128 or 256 bit key used to encrypt data

CSP Name	Generation/Input	Establishment/ Export	Storage	Use
(Triple-DES, AES-128 or AES-256 bit)	135 KDF (IKEv1/IKEv2).	KDF  <b>Entry:</b> NA  <b>Output:</b> Output as part of HA direct physical connection to another box		
IPsec Session Authentication Key (HMAC-SHA-512)	Derived via a key derivation function defined in SP800-135 KDF (IKEv1/IKEv2).	<b>Agreement:</b> NIST SP 800-135 KDF  <b>Entry:</b> NA  <b>Output:</b> Output as part of HA direct physical connection to another box	Volatile RAM	512 bit HMAC-SHA-512 key used for data authentication for IPsec traffic
Web UI Certificate	Internal generation by FIPS approved CTR_DRBG in firmware	<b>Agreement:</b> NA  <b>Output:</b> TLS session with operator	Flash	Web server certificate
Bypass Key (HMAC-SHA-256)	Internal generation by FIPS-approved CTR_DRBG in firmware	<b>Agreement:</b> NA  <b>Output:</b> NA	Flash Memory	256-bit HMAC-SHA-256 used to protect bypass table

**Table 18: CSP Table**

**Note:** When the module generates symmetric keys or seeds used for generating asymmetric keys, unmodified DRBG output is used as the symmetric key or as the seed for generating the asymmetric keys.

**Note:** All keys generated by the module use the direct output of a FIPS approved DRBG. This meets the requirements of SP 800-133.

## 8. Self-Tests

The modules include an array of self-tests that are run during startup and conditionally during operations to prevent any secure data from being released and to ensure all components are functioning correctly. Self-tests may be run on-demand by power cycling the module.

### 8.1 Power-Up Self-Tests

Acme Packet 4600, Acme Packet 6300 and Acme Packet 6350 appliances perform the following power-up self-tests when power is applied to the module. These self-tests require no inputs or actions from the operator:

#### 8.1.1 Firmware Integrity Test

- Firmware Integrity Test (RSA 2048/SHA-256)

#### 8.1.2 Mocana Cryptographic Library Self-Tests

- AES (Encrypt/Decrypt) Known Answer Test;
- Triple-DES (Encrypt/Decrypt) Known Answer Test;
- SHA-1 Known Answer Test;
- SHA-256 Known Answer Test;
- SHA-384 Known Answer Test;
- SHA-512 Known Answer Test;
- HMAC-SHA-1 Known Answer Test;
- HMAC-SHA-256 Known Answer Test;
- HMAC-SHA-384 Known Answer Test;
- HMAC-SHA-512 Known Answer Test; and
- RSA Verify Test.

#### 8.1.3 Oracle Acme Packet Cryptographic Library Self-Tests

- SHA-1 Known Answer Test;
- SHA-256 Known Answer Test;
- SHA-512 Known Answer Test;
- HMAC-SHA-1 Known Answer Test;
- HMAC-SHA-256 Known Answer Test;
- HMAC-SHA-384 Known Answer Test;
- HMAC-SHA-512 Known Answer Test;
- AES (Encrypt/Decrypt) Known Answer Test;
- AES GCM (Encrypt/Decrypt) Known Answer Test;
- SP 800-90A DRBG Known Answer Test;
- RSA sign/verify Known Answer Test; and
- ECDSA sign/verify Known Answer Test.

#### 8.1.4 Nitrox Self-Tests

- AES (Encrypt/Decrypt) Known Answer Test;
- Triple-DES (Encrypt/Decrypt) Known Answer Test; and
- RSA Sign/Verify Known Answer Test.

## 8.1.5 Octeon Self-tests

- AES (Encrypt/Decrypt) Known Answer Test

When the modules are in a power-up self-test state or error state, the data output interface is inhibited and remains inhibited until the module can transition into an operational state. While the CO may attempt to restart the module to clear an error, the module will require re-installation in the event of a hard error such as a failed self-test.

## 8.2 Critical Functions Self-Tests

Acme Packet 4600 [1], Acme Packet 6300 [2] and Acme Packet 6350 [3] appliances perform the following critical self-tests. These critical function tests are performed for each SP 800-90A DRBG implemented within the module.

- SP 800-90A Instantiation Test
- SP 800-90A Generate Test
- SP 800-90A Reseed Test
- SP 800-90A Uninstantiate Test

## 8.3 Conditional Self-Tests

The module performs the following conditional self-tests when called by the module:

- Pair Wise consistency tests to verify that the asymmetric keys generated for RSA, and ECDSA work correctly by performing a sign and verify operation;
- Continuous Random Number Generator test to verify that the output of approved-DRBGs is not the same as the previously generated value;
- Continuous Random Number Generator test to verify that the output of entropy is not the same as the previously generated value;
- Bypass conditional test using HMAC-SHA-256 to ensure the mechanism governing media traffic is functioning correctly, and;
- Firmware Load test using a 2048-bit/SHA-256 RSA-Based integrity test to verify firmware to be loaded into the module.



## 9. Crypto-Officer and User Guidance

The modules include an array of self-tests that are run during startup and conditionally during operations to prevent any secure data from being released and to ensure all components are functioning correctly. Self-tests may be run on-demand by power cycling the module.

FIPS Mode is enabled by a license installed by Oracle, which will open/lock down features where appropriate.

This section describes the configuration, maintenance, and administration of the cryptographic module.

### 9.1 Secure Setup and Initialization

The operator shall set up the device as defined in the Session Border Controller ACLI Configuration Guide. The Crypto-Officer shall also:

- Verify that the firmware version of the module is Version S-Cz8.2.0.
- A new account for the Crypto-Officer and User shall be created as part of Setup and Initialization process. Upon creation of the new CO and User accounts the “default” accounts shipped with the module shall be disabled.
- Ensure all traffic is encapsulated in a TLS, SSH, or SRTP tunnel as appropriate.
- HTTPS shall be enabled and configure the web server certificate prior to connecting to the WebUI over TLS.
- Ensure that SNMP V3 is configured with AES-128/HMAC only.
- Ensure IKEv1 and IKEv2 is using AES CBC or CTR mode for encryption and HMAC-SHA-512 for authentication
- Ensure SSH is configured to use AES CTR mode for encryption.
- Ensure SSH and IKEv1/IKEv2 only use Diffie-Hellman group 14 in FIPS approved mode.
- Ensure all management traffic is encapsulated within a trusted session (i.e., Telnet should not be used in FIPS mode of operation).
- Ensure RSA keys are at least 2048-bit keys for TLS, IKEv1/IKEv2. No 512-bit or 1024-bit keys can be used in FIPS mode of operation.
- All operator passwords must be a minimum of 8 characters in length.
- Ensure use of FIPS-approved algorithms for TLS:
  - TLS\_ECDHE\_ECDSA\_WITH\_AES\_256\_GCM\_SHA384
  - TLS\_ECDHE\_ECDSA\_WITH\_AES\_128\_GCM\_SHA256
  - TLS\_ECDHE\_RSA\_WITH\_AES\_256\_GCM\_SHA384
  - TLS\_ECDHE\_RSA\_WITH\_AES\_128\_GCM\_SHA256
  - TLS\_ECDHE\_RSA\_WITH\_AES\_256\_CBC\_SHA384
  - TLS\_ECDHE\_RSA\_WITH\_AES\_128\_CBC\_SHA256
  - TLS\_DHE\_RSA\_WITH\_AES\_256\_GCM\_SHA384
  - TLS\_DHE\_RSA\_WITH\_AES\_128\_GCM\_SHA256
  - TLS\_DHE\_RSA\_WITH\_AES\_128\_CBC\_SHA256
  - TLS\_DHE\_RSA\_WITH\_AES\_256\_CBC\_SHA256
- Be aware that when configuring High Availability (HA), only a local HA configuration to a directly connected box via a physical cable over the management port is allowed in FIPS Approved Mode. Remote HA is not allowed in FIPS Approved mode.
- Be aware that HA configuration data that contains keys and CSP’s must never be transported over an untrusted network. Ensure that the HA ports used for the transport of HA data (including keys and CSP’s) are bound to a private IP address range during setup.
- Be aware that only the HA state transactions between the two devices over the direct physical connection are



permitted over those dedicated ports.

- RADIUS and TACACS+ shall not be used in FIPS approved mode.
- Any firmware loaded into this module that is not shown on the module certificate, is out of the scope of this validation and requires a separate FIPS 140-2 validation.

Services in Table 7 of Section 3.5 make use non-compliant cryptographic algorithms. Use of these algorithms will place the module in a non-Approved mode of operation.

## 9.2 AES-GCM IV Construction/Usage

The AES-GCM IV is used in the following protocols:

- TLS: The TLS AES-GCM IV is generated in compliance with TLSv1.2 GCM cipher suites as specified in RFC 5288 and section 3.3.1 of NIST SP 800-52rev1. Per RFC 5246, when the nonce\_explicit part of the IV exhausts the maximum number of possible values for a given session key, the module will trigger a handshake to establish a new encryption key.

In case the module's power is lost and then restored, the key used for the AES GCM encryption or decryption shall be redistributed.

Note: IKE/IPSec does not use AES GCM.



## **10.Mitigation of Other Attacks**

The module does not mitigate attacks beyond those identified in FIPS 140-2.

## Acronyms Terms and Abbreviations

Term	Definition
AES	Advanced Encryption Standard
BBRAM	Battery Backed RAM
CMVP	Cryptographic Module Validation Program
CDR	Call Data Record
CSEC	Communications Security Establishment Canada
CSP	Critical Security Parameter
DHE	Diffie-Hellman Ephemeral
DRBG	Deterministic Random Bit Generator
ESBC	Enterprise Session Border Controller
ECDSA	Elliptic Curve Digital Signature Algorithm
ESBC	Enterprise Session Border Controller
EDC	Error Detection Code
EMS	Enterprise Management Server
HA	High Availability
HMAC	(Keyed) Hash Message Authentication Code
IKE	Internet Key Exchange
KAT	Known Answer Test
KDF	Key Derivation Function
LED	Light Emitting Diode
MGT	Management
NIST	National Institute of Standards and Technology
POST	Power On Self Test
PUB	Publication
RAM	Random Access Memory
ROM	Read Only Memory
SHA	Secure Hash Algorithm
SNMP	Simple Network Management Protocol
SRTP	Secure Real Time Protocol
TDM	Time Division Multiplexing
TLS	Transport Layer Security

**Table 19: Acronyms**

## References

The FIPS 140-2 standard, and information on the CMVP, can be found at <http://csrc.nist.gov/groups/STM/cmvp/index.html>.

More information describing the module can be found on the Oracle web site at <https://www.oracle.com/industries/communications/enterprise/products/session-border-controller/index.html>.

This Security Policy contains non-proprietary information. All other documentation submitted for FIPS 140-2 conformance testing and validation is “Oracle - Proprietary” and is releasable only under appropriate non-disclosure agreements.

Document	Author	Title
FIPS PUB 140-2	NIST	FIPS PUB 140-2: Security Requirements for Cryptographic Modules
FIPS IG	NIST	Implementation Guidance for FIPS PUB 140-2 and the Cryptographic Module Validation Program
FIPS PUB 140-2 Annex A	NIST	FIPS 140-2 Annex A: Approved Security Functions
FIPS PUB 140-2 Annex B	NIST	FIPS 140-2 Annex B: Approved Protection Profiles
FIPS PUB 140-2 Annex C	NIST	FIPS 140-2 Annex C: Approved Random Number Generators
FIPS PUB 140-2 Annex D	NIST	FIPS 140-2 Annex D: Approved Key Establishment Techniques
DTR for FIPS PUB 140-2	NIST	Derived Test Requirements (DTR) for FIPS PUB 140-2, Security Requirements for Cryptographic Modules
NIST SP 800-67	NIST	Recommendation for the Triple Data Encryption Algorithm TDEA Block Cypher
FIPS PUB 197	NIST	Advanced Encryption Standard
FIPS PUB 198-1	NIST	The Keyed Hash Message Authentication Code (HMAC)
FIPS PUB 186-4	NIST	Digital Signature Standard (DSS)
FIPS PUB 180-4	NIST	Secure Hash Standard (SHS)
NIST SP 800-131A	NIST	Recommendation for the Transitioning of Cryptographic Algorithms and Key Sizes
PKCS#1	RSA Laboratories	PKCS#1 v2.1: RSA Cryptographic Standard

**Table 20: References**