

**Blue Ridge Networks
BorderGuard 4000/3140**

**FIPS 140-2
Security Policy**

Version 2.0

Copyright 2004 Blue Ridge Networks, Inc. This document may be freely reproduced and distributed whole and intact provided this Copyright Notice is included.

1.0	Introduction	3
1.1	Identification	3
1.2	Description	3
2.0	Device Description	4
2.1	Interfaces	4
2.2	Firmware	5
2.3	Cryptographic Boundary	6
2.4	States	6
2.5	Processors	6
2.6	Firmware Security	6
2.7	Embedded Control Program	6
3.0	Identification and Authentication Policy	7
3.1	Crypto-officer	7
3.2	User	7
3.3	Policy Definition	8
4.0	Access Control Policy	9
4.1	Access to Critical Security parameters	9
4.2	Key Management	10
4.3	Key Protection	12
4.4	Key Destruction	12
4.5	Random Number Generation	13
4.6	Cryptographic Algorithms	13
5.0	Physical Security Policy	14
6.0	Mitigation of Other Attacks	15
6.1	Replay Prevention	15
6.2	Denial of Service Attacks	16
6.3	Tamper resistant screws	16
7.0	Self-Tests	16
7.1	Mandatory tests	16
7.2	Conditional Tests	16
7.3	Optional self-tests	17
7.4	Failure of self-test	17
	Glossary of Acronyms	18

1.0 Introduction

This document defines the security rules under which this product operates. The rules are enforced by the use of firmware modules. The use of the firmware is mandatory and is called automatically while exercising the module.

1.1 Identification

Hardware	BorderGuard 4000, BorderGuard 3140
Version:	DPF1 V6.2
Firmware	BG4000 Firmware
Version	DPF1 V6.2
Vendor:	Blue Ridge Networks 14120 Parke Long Court, Suite 201 Chantilly, VA 20151

1.2 Description

The **BorderGuard 4000 and BorderGuard 3140** (henceforth abbreviated **BG4000**) is a standalone Internet security appliance that takes the form of an electronic hardware device containing a processor, memory, networking and crypto components, and firmware.

The BorderGuard 3140 differs from the more common BorderGuard 4000 in only one respect: reduced performance of the device through restrictions on the use of data cache. In addition, the BorderGuard 4000 may be purchased with a USB authentication token that will activate only a specific chassis when inserted in the unit. Both units are otherwise identical, run the same firmware, have a common hardware and firmware Cryptographic Module, and have the same hardware complement.

The BG4000 is a multi-function appliance that can perform many non-cryptographic network functions such as multi-protocol routing, bridging, and packet filtering. The cryptographic component and Cryptographic Module of the unit is often referred to in this document by its trade name, Data Privacy Facility (DPF.)

The BG4000 is typically installed so that it forwards network data packets entering and exiting a site or secure enclave. Using a Forwarding Policy specified by the Crypto-Officer, it selectively transforms network packets inbound or outbound to a remote site/enclave or an individual user's host. It thus operates as a Virtual Private Network device capable of:

- **Securing traffic between sites within an organization, or between two separate organizations.**
- **Securing access between a site and an individual remote user (remote access).**

Externally, it interconnects three Ethernet Local Area Networks, and is able to exercise a Security Policy on Internet data packets (IP datagrams) that would normally flow between the connected networks. In addition to its network interfaces, it provides a control and status interface through a serial console port that is, at the Crypto-officer's discretion, accessible through Internet services such as Telnet.

2.0 Device Description

The module is a multi-chip standalone embodiment, housed within a 1-unit high sheet metal chassis, protected by tamper evident seals and tamper proof screws. There are no user or administrator serviceable or configurable items inside the chassis. There is no reason for the customer to open the chassis, which must be returned to the factory should maintenance be required. The tamper evident seals must be inspected periodically to detect tampering.

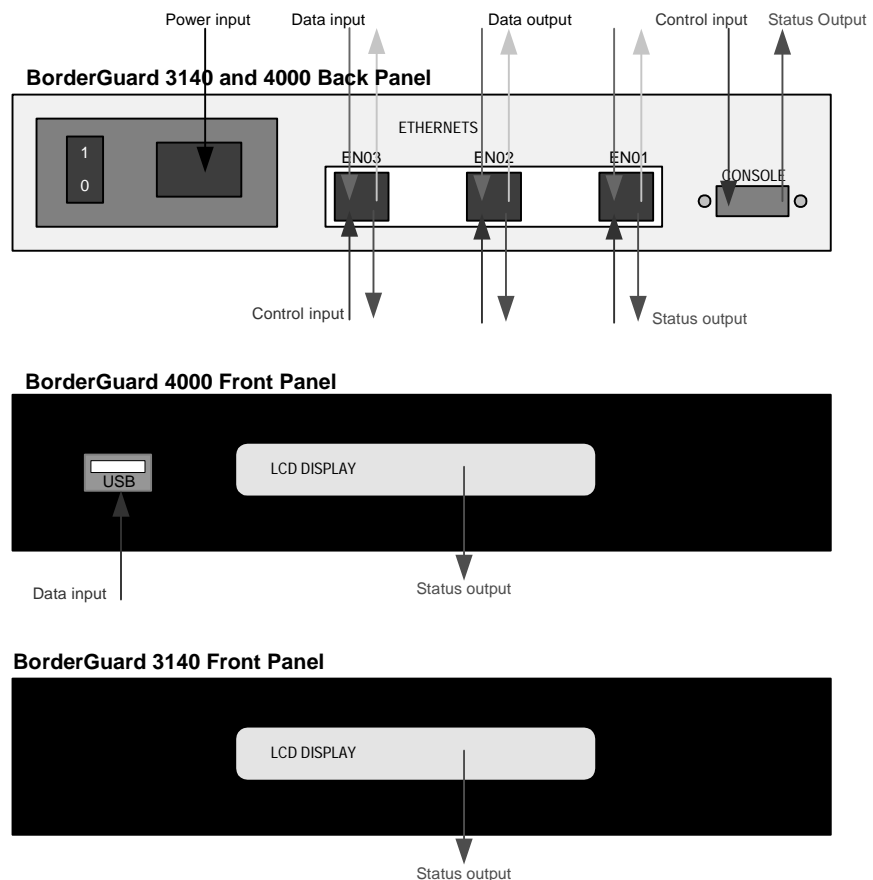
The BG4000 device and BG4000 Cryptographic Module conform to FIPS 140-2 Level 2.

The module also conforms with the EMI/EMC requirements in FCC Part 15, Subpart J, Class A.

2.1 Interfaces

- **Ethernets.** The BG4000's three Ethernet ports use an industry standard 100BaseT connector consisting of an RJ45 jack and four grounded signal lines.
- **Serial Interface.** The serial interface may be used for console access by the Crypto-officer, and is a 9 pin RS-232C serial connector.

FIGURE 1. BorderGuard 4000 Physical External Interfaces



- **USB Port.** (BG4000 only) The USB port is used in applications where the entire unit is mated to a USB token, and the BorderGuard will refuse to boot if the unique authentication token is not installed in the USB socket at boot time.
- **AC Power.** The unit has an industry standard power connector that can accept 50-60Hz, 110-230 VAC power.
- **LCD Display.** A 2x24 line alphanumeric LCD display gives unit status and statistics.

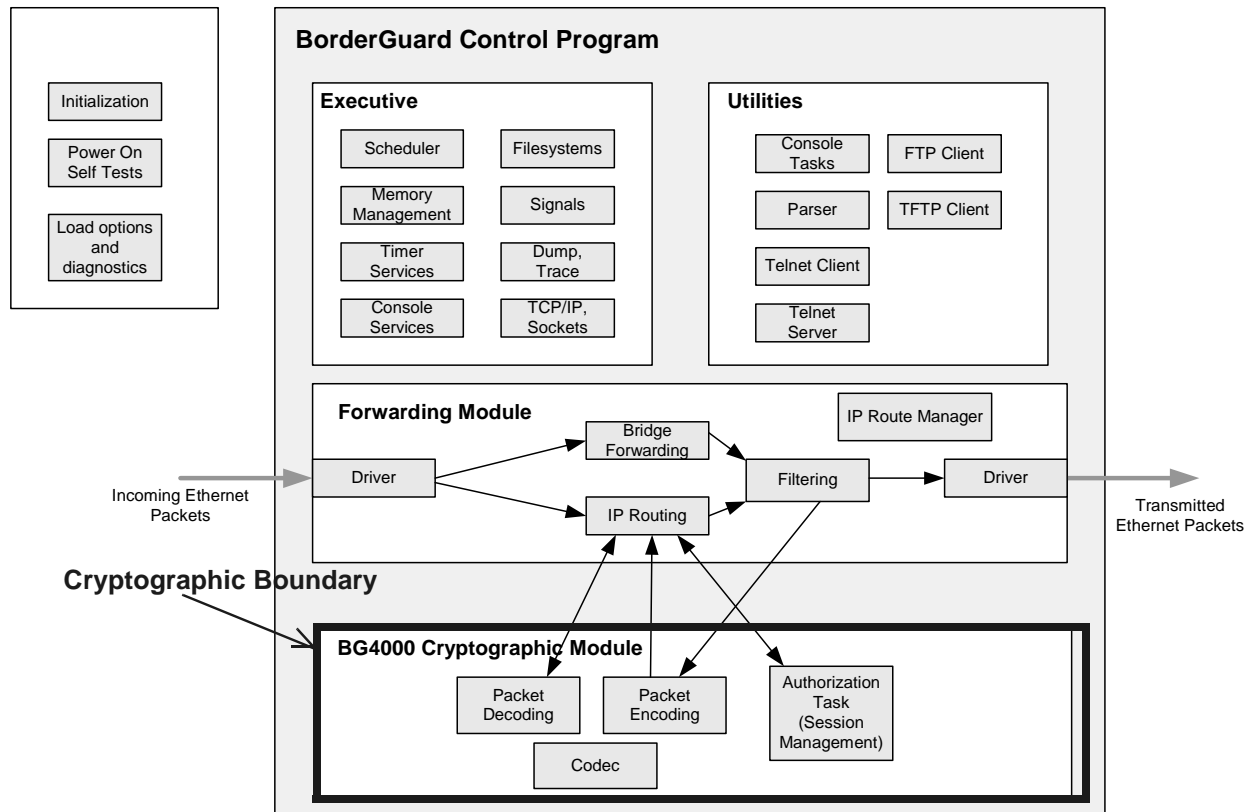
There are no accessible doors or openings. The chassis cover and access to a factory maintenance port are secured with tamper resistant screws and tamper evident tape.

2.2 Firmware

The module is designed to execute four major firmware components,:

- **Boot Code,** which is designed to Self Test the unit, and load Functional Firmware that performs the Operating System, Packet Forwarding, and Cryptographic Module functions.
- **Operating System Functional Firmware,** which provides the core services needed to manage memory, dispatch tasks, service interrupts, and provide file I/O and console access.

FIGURE 2. BG4000/3140 Firmware Components



- Packet Forwarding Functional Firmware (forwarding module), which controls the network media interfaces, performs a variety of Internet and LAN based packet forwarding procedures, and can selectively identify packets for implementation of a Security Policy through filtering and port selection mechanisms. The detailed operation of the packet forwarding firmware is not discussed in this document.
- Cryptographic Functional Firmware, which is the BG4000 Cryptographic Module to which this Security Policy applies. This component executes the cryptographic functions.

2.3 Cryptographic Boundary

The physical cryptographic boundary for the module consists of the entire BorderGuard chassis, including all circuit boards and components thereon, power supplies, interfaces, indicator lamps and chassis sheet metal. The unit is designed for rack mounting and is 18" x 12" x 1.75".

2.4 States

The BG4000 Cryptographic Module is designed as a finite state machine. The basic states are Power off, Boot, Initialization, Operating, and Error.

2.5 Processors

The code is executed on a Motorola MPC8260 coprocessor. Hardware traffic encryption functions are performed with a HiFn 7902 encryption chip.

2.6 Firmware Security

The module is written in ANSI C. Some core cryptographic transforms are written in assembly code for better performance. The RSA Crypto-C static library is used for public key operations; it is proprietary and not available for inspection. None of the algorithms used in the Crypto-C library are FIPS Approved.

Integrity of the firmware is ensured through three independent mechanisms.

- A CRC32 checksum of both the firmware load and the independently loaded boot code check against hardware or operational errors in the handling of the firmware.
- A FIPS 113 compliant Data Authentication Code is associated with every load of FIPS compliant boot code and operating firmware. Firmware with an incorrect DAC cannot be loaded into the device.
- All released firmware versions have the SHA-1 residue of the firmware image published by Blue Ridge Networks. This residue can be calculated and checked both before the code is loaded on the device, and after it is loaded but before it is permitted to execute.

2.7 Embedded Control Program

The "operating system" for the BorderGuard is a proprietary embedded system control program written specifically for the BorderGuard product line. Blue Ridge does not consider this function to be an "operating system" as it provides no capability to execute code that is not integrated into the single firmware image. The control program is

not accessible to the user nor is it shared with other applications. The control program does not permit the dynamic addition and execution of code from any source.

3.0 Identification and Authentication Policy

The module supports only two roles, that of crypto-officer and user. The crypto-officer has access to the console RS232 port and optionally via TELNET. The user has no access to the control inputs or status of the module.

3.1 Crypto-officer

The Crypto-officer is as an individual charged with installation and maintenance of the BG4000, and the formulation and maintenance of a site Security Policy. The Crypto-officer role is the only one that can modify or inspect the state of the BG4000.

Access to the device is restricted by an access password; it is typically further restricted by locating the device in a secured area.

Crypto-officer functions with the BG4000 include:

- Installation of the unit, and monitoring of the unit's Self Test capabilities.
- Monitoring of the unit's operation.
- Definition of a Forwarding Policy and Security Policy, and maintaining those Policies in the face of ever-changing network requirements.

3.2 User

The Users of a BG4000 are those host computers, their associated individuals, and other authenticated modules who generate network traffic to be processed by the BG4000. Since these user data sources and destinations are networked devices, Users and their hosts do not have to be co-located with the BG4000.

Operation of the BG4000, and any decision as to whether the BG4000's services will be performed for a User, are completely under the control of the Crypto-officer. Users may be completely unaware of the fact that the BG4000 exists, or that it is securing data they are sending to remote locations.

User authentication consists of authenticating cryptographic sessions that will contain packets arriving from a remote site with other Users. This is performed with RSA public/private key pairs. A second, far weaker form of authentication consists of policies identifying Users in the interior site, and determining policy for one internal, local User versus another, based on originating IP address or other message contents.

RSA Public Key authentication takes place in both directions. The BG4000 that initiates a session prepares a field consisting of a 32 bit nonce, a 128 bit MD5 message residue, and about 48 bytes of other session information. Before transmission, this field is encrypted with both its own private key *and* the public key of the remote BG4000. The remote unit returns the nonce and session information RSA encrypted with the public key of the originating BG4000.

RSA keys of either 512 or 1024 bits in length may be selected by the Crypto-officer.

Table 1: Roles and Required Identification and Authentication

Role	Type of Authentication	Authentication Data
User	RSA 512 bit Public Keys	32 bit nonce + 48 bytes variable session data + MD5 hash.
User	RSA 1024 bit Public Keys	32 bit nonce + 48 bytes variable session data + MD5 hash.
Crypto-Officer	Logon Password	Fixed password

3.3 Policy Definition

The function of defining a site security policy for the module is described in Blue Ridge customer documentation such the [BorderGuard 4000 Getting Started Guide](#), and the [DPF Administrator's Guide](#).

The construction of an access policy by the Crypto-officer/system administrator consists of two major steps: defining a Forwarding Policy that identifies sets of remote User site traffic and non-User traffic, then defining a cryptographic Security Policy to secure User traffic moving between sites.

Forwarding Policy consists of identifying traffic as intended for delivery to a specific remote site based on its source and destination IP address, and other internal packet characteristics. Forwarding Policy also controls the disposition of traffic coming to or from locations that are not identifiably a remote site, such as general Internet traffic. To implement a Forwarding Policy, the Crypto-officer will need to identify:

- the connection points at which a BorderGuard 4000 should be placed
- the complement of trusted sites, and the method to identify traffic intended for each of them.
- the type(s) of traffic to allow in from untrusted sites
- the type(s) of traffic to block from untrusted sites
- the type(s) of traffic to allow out to trusted sites
- the type(s) of traffic to block to trusted sites

Cryptographic Policy. For traffic to each trusted remote site, the local and remote Crypto-officers must agree on a Security Policy that meets both their needs. Security services offered by the BG4000 include:

- **Encryption** — prevents untrusted parties from examining the contents of traffic moving between sites. Five Approved encryption algorithms (DES, TDES, AES128, AES192, AES256) are available. The DES algorithms are included for compatibility purposes only.
- **Integrity Checking** — performs a keyed hash of each data packet, so that an enroute packet may not be altered by third parties, nor may they successfully introduce a new packet into the secured data stream. The Approved HMAC-SHA-1 is available.

- **Replay Prevention** — prevents attacks caused by re-introducing a previously sent legitimate data packet into a secured data stream.

The BG4000 also offers data compression services for traffic moving between secured sites.

FIPS Mode. The BG4000 Cryptographic Module offers both Approved and non-Approved cryptographic transforms. The Crypto-officer must ensure that only Approved transforms are in use by:

- **Selecting one of the AES128, AES192, AES256, DES, or TDES cryptographic transforms.**
- **If packet integrity checking is desired, selecting the HMAC-SHA1 algorithm.**

Proper selection of Approved algorithms can be confirmed through a console command (“dpf show status”) which will report the number of active sessions that are using fully Approved transforms and those which are not.

4.0 Access Control Policy

Access to the internals of the module is restricted to the Crypto-officer. The User may only perform encryption or decryption services and has no access to the internals of the module. Crypto-officer access control is by a password.

The nature of the unit as a network appliance usually means that the device is not in a User accessible location. Under most circumstances, it can be locked in a communications area only accessible to the Crypto-officer.

4.1 Access to Critical Security parameters

Items the crypto-officer can control:

- **Generation of an RSA public/private key pair for the BG4000 device.** A separate key pair may exist for both 512 and 1024 bit keys. Once the key pair is generated, the public key is available for export to other devices. The private keys cannot be inspected or exported in any form.
- **Definition of cryptographic network tunnels (sleeves), and the cryptographic quality of service used within the tunnel.** Note however that the Crypto-officer does not have unilateral control over these definitions unless they are also the Crypto-officer for the remote unit they wish to have share in the activity. A remote unit will fail to connect and pass traffic to the local unit if the local Crypto-officer proposes a cryptographic policy the remote Crypto-officer does not agree with. Both need to define complementary service definitions.
- **Installation and exchange of RSA Public Keys for remote units.** These public keys are used to authenticate the sleeve before any traffic will be sent over it. Again, installation of public keys in remote BG4000's requires the explicit cooperation of the remote unit's Crypto-officers.
- **Control of the Forwarding Policy within the BorderGuard, which decides what traffic is to be presented to the Cryptographic Module, and which virtual cryptographic connection will be used to transport a specific data item.**

The Crypto-officer does not have any access to:

- **Cryptographic traffic keys.** They are automatically generated for each cryptographic session, and zeroized when the session is complete. They cannot be

inspected while in use, nor are there any facilities to manually introduce such keys into the unit.

- RSA private keys. RSA private keys for the unit may be generated by the Crypto-officer, but they cannot be inspected during or after generation. Only the public key associated with the private key is available for export.

4.2 Key Management

Keys used by the BG4000 Cryptographic Module include the following:

- An RSA public/private key pair associated with the individual unit. The private key is not available to the operator, the public key is available to the crypto-officer. Only public keys can be entered or output from the module. The public/private key pair can be zeroized in both volatile and nonvolatile storage when a new key pair is generated, or when the keys are cleared by a specific operator command.
- Encryption traffic keys which include DES, TDES, IDEA and AES. These keys are generated through the Diffie-Hellman key agreement algorithm during session establishment and are associated with the session. The keys are zeroized immediately upon session termination. These keys cannot be set manually, nor may they be inspected.
- Keyed data strings used for MD5 and SHA-1 keyed hashes. These are used where a shared secret key is exchanged between sender and receiver and guards against a man-in-the-middle attack. These keys are generated through the Diffie-Hellmann key agreement algorithm during session establishment and are associated with the session. These keys are zeroized upon termination of the session.

Other authentication data used by the unit consists of:

- a logon password for the Crypto-officer, which may be entered when connectivity has been achieved through access to the serial port, or through a Telnet connection. The password is stored in hashed form in a data file (`profile`) on the BG4000's filesystem. The hashing algorithm is not of cryptographic quality; however the entire filesystem is not accessible to anyone save authenticated Crypto-officers.
- an optional USB "smart card" token which must be inserted into a receptacle on the front of the BorderGuard 4000 in order for the unit to successfully boot. Authentication takes place in boot code, and normal smart card techniques of having the token do an MD5 hash of a specified 64 byte random string catenated with a 20 byte shared secret stored both on the token and in nonvolatile memory. If the hash and comparison fails, the unit will not boot, and the cryptographic firmware will not even be loaded into the unit.

Table 2: Strengths of Authentication Mechanisms

Authentication Mechanism	Strength of Mechanism
User Session Authentication; establishment of a cryptographic association between two BG4000's	512 or 1024 bit RSA public/private key pairs; both BG4000's authenticate themselves to the other.
Packet Integrity Checking	FIPS 198 keyed hash is appended to each data packet; secret key material is generated via Diffie-Hellmann mechanisms during session authentication. Key material is obtained through Diffie-Hellman key exchange.
Console logon by Crypto-Officer	Physical access to the device, or Telnet, followed by a fixed password of at least 4 alphanumeric characters. The password is reduced to a 32 bit value using the CRC32 algorithm, giving a net strength of (62^4).
BG4000 Token (BorderGuard 4000 only)	Optional feature; MD5 hash of 64 byte challenge string catenated with a 20 byte shared secret.

Table 3: Services Authorized for Roles

Role	Authorized Services
User	Symmetric Encryption/Decryption Asymmetric Encryption/Decryption (session authentication) MACing Keyed Hashing (packet authentication)
Crypto-officer	Public/private key generation. Export and import of public keys Cryptographic TOS for tunnels Forwarding policy — Direction of IP packets through designated tunnels. Module Configuration. Key Management. Module Initialization. Discretionary Self Test. Set/Change Crypto-Officer password. Zeroize keys. Show Status.

Table 4: Access to Critical Security Parameters

CSP Type	User Access	Crypto-officer Access
RSA private key	none	replacement or zeroization
RSA public key	none	inspection, export, replacement, zeroization of internal public key; import, inspection, and modification of external public keys
Traffic Encryption Keys	none	none
Keyed Hash (SHA-1) Keys	none	none
Console password	none	modification
USB token authentication data	none	Usage through key insertion. The authentication data could be destroyed with third party tools, but not inspected

4.3 Key Protection

Private and secret keys are protected inside the module. No command, public or hidden, permits the display or export of these keys. In addition, the private key is stored in Triple-DES encrypted form, using a fixed Triple-DES 192 bit key generated by hashing the chassis serial number and various constants located throughout the firmware. Since this Triple-DES key is fixed for any given chassis, from the vantage of FIPS 140-2 it is logically equivalent to plaintext key storage.

Secret keys are never stored or archived. During the session, the secret key is located in SDRAM data structures that are not accessible to any user or crypto-officer. All secret keys and key schedules are zeroized as soon as their session is terminated.

Only the RSA public key is distributed. Public keys are stored in plaintext form.

4.4 Key Destruction

The RSA public/private key pairs in the BG4000 Cryptographic Module are stored in non-volatile memory. They are zeroized either through an explicit console command, or when the Crypto-officer directs that a new key pair be generated to supplant the old one.

Session keys and key schedules are destroyed (zeroized) when the cryptographic session is terminated, or when the unit is powered off.

The console password may be modified, but it cannot be removed.

Powering off the unit will destroy all session keys.

The USB token contents are generated at the factory and are never modified. There is no mechanism in the BG4000 to destroy the token contents.

4.5 Random Number Generation

The BG4000 Cryptographic Module uses both a non-deterministic and deterministic random bit generation scheme. A hardware chip, the HiFn 7902, is used to generate a nondeterministic random bit sequence. This random sequence is continuously XOR-ed with random 40 nanosecond resolution packet arrival times to produce a changing 20 byte seed value. This seed is then the basis of the deterministic RNG, an implementation of the BSAFE 5.2.1 library. The deterministic RNG uses a SHA-1 hash of the seed for input.

The Crypto-C deterministic random number generator is not an Approved RNG.

The RNG is constantly conditionally tested for failure to a constant value.

4.6 Cryptographic Algorithms

Table 5: BG4000 Cryptographic Module — Algorithms

Algorithm	Mode	FIPS 140-2 Approved Algorithm	NIST Certificate Number	Usage	Test
AES128	Firmware	Yes FIPS 197	116	Encrypt/decrypt traffic	KAT
AES192	Firmware	Yes FIPS 197	116	Encrypt/decrypt traffic	KAT
AES256	Firmware	Yes FIPS 197	116	Encrypt/decrypt traffic	KAT
DES	Hardware (HiFn 7902)	Yes FIPS 46-3	243	Encrypt/decrypt traffic	KAT
DES	Firmware	Yes FIPS 46-3	119	Encrypt/decrypt traffic; backup for DES hardware encryption	KAT
TDES	Hardware (HiFn 7902)	Yes FIPS 46-3	227	Encrypt/decrypt traffic	KAT
TDES	Firmware	Yes FIPS 46-3	228	Encrypt/decrypt traffic; backup for TDES hardware encryption	KAT
IDEA	Firmware	No	none	Encrypt/decrypt traffic	KAT
HMAC-SHA1	Firmware	Yes FIPS 198	203	Integrity check traffic	KAT
HMAC-MD5	Firmware	No	none	Integrity check traffic	KAT
MD5	Hardware (HiFn 7902)	No	none	Integrity check traffic	KAT

Algorithm	Mode	FIPS 140-2 Approved Algorithm	NIST Certificate Number	Usage	Test
MD5	Firmware	No	none	Integrity check traffic; backup for MD5 hardware	KAT
SHA-1	Hardware (HiFn 7902)	Yes FIPS 180-1	203	Integrity check traffic	KAT
SHA-1	Firmware	Yes FIPS 180-1	49 (vendor affirmed)	Integrity check traffic; backup for SHA hardware	KAT
Diffie-Hellmann	Firmware (Bsafe 5.2.1)	no	none	Session key negotiation	Pairs test
RSA	Firmware (Bsafe 5.2.1)	no	none	Session Authentication	Pairs test
FIPS 113 DAC	Firmware	yes	119 (vendor affirmed)	Validates authenticity of firmware image	none; firmware load fails if error
USB Token Validation	Firmware + "smart card" logic on token	no	none	Optionally determine if a unique USB token is inserted in the unit	none; firmware load fails if error

The BorderGuard contains both Approved and non-Approved cryptographic algorithms. Crypto-Officers have two mechanisms to ensure whether Approved algorithms are being used:

- By examining the definitions of cryptographic tunnels, and ensuring that only Approved algorithms as specified in Table 5 are specified.
- By entering the `dpf show status` console command, which will print a summary of the number of cryptographic sessions operating in Approved mode, and the number which are in non-Approved mode.

5.0 Physical Security Policy

The module is a multi-chip standalone embodiment, housed within a 1-unit high sheet metal chassis, protected by tamper evident seals and four tamper proof screws. The placement of the screws and tape on the chassis is shown in Figure 3 on page 15. The tamper resistant screws consist of a five pointed star receptacle with a center pin, and require a special tool licensed by the manufacturer to remove. The tamper evident tape shatters as it is removed.

There are no user or administrator serviceable or configurable items inside the chassis. There is no reason for the customer to open the chassis, which must be returned to the factory should maintenance be required.

The tamper evident seal must be inspected periodically to detect tampering.

The module conforms with the EMI/EMC requirements in FCC Part 15, Subpart J, Class A.

Physical security may also be enhanced with the optional USB token that is keyed to a particular BG4000. Whenever the unit is powered on, boot code will not proceed to initialize the unit unless a cryptographic challenge between the BG4000 and USB token succeeds. Thus if the USB token key is removed and kept in a safe location, the BG4000 may not be placed into any type of service.

Table 6: Inspection/Testing of Physical Security Mechanisms


Physical Security Mechanism	Recommended Frequency of Inspection/Test	Inspection/Test Guidance Detail
Tamper evident tape	Variable; dependent of security of area in which the BG4000 is located	Inspect tape for breaks; the tape cannot be removed without fragmenting into pieces

6.0 Mitigation of Other Attacks

6.1 Replay Prevention

The BG4000 Cryptographic Module can also optionally institute replay protection by insuring that any packet is received only once. The module maintains a record of recently received sequence numbers. If the incoming packet has a sequence number that has already been recorded, the module will drop the packet and raise an alarm.

FIGURE 3. Placement of Physical Security Safeguards



6.2 Denial of Service Attacks

The BG4000 Cryptographic Module recognizes that service to legitimate users may be denied through illicit session establishment attempts that are recognized by the attacker to fail.

Should a session connect request be received that does not result in a successful connection, the IP address from which the request originated will be placed on an “unreachable” list for an exponentially increasing period of time, and further requests from that source will be ignored.

Similarly, if the BG4000 originates a connection that fails for some reason (most likely because the partner BG4000 is unreachable), it will defer connects to that device for an exponentially increasing period of time to avoid “thrashing” the authentication mechanism.

6.3 Tamper resistant screws

In addition to the tamper evident tape, the BorderGuard 4000 chassis is secured with four tamper resistant screws. These screw heads have a five pointed star socket with a center post, and the tool to remove them is only available under license from the manufacturer.

7.0 Self-Tests

7.1 Mandatory tests

Mandatory tests are performed at boot time, when the BG4000 Cryptographic Module is in the initialization state. These include:

- Testing the hardware cryptographic processor to check its register and data transfer operation.
- Testing the Approved DES and TDES hardware based encryption and decryption algorithms with a known answer test.
- Testing the firmware implemented AES-128, AES-192, AES-256, DES, and Triple-DES encryption algorithms with a Known Answer Test.
- Testing the Approved SHA-1 hardware based hashing algorithm with Known Answer Tests.
- Testing the Approved HMAC-SHA-1 and SHA-1 firmware based hashing algorithm with Known Answer Tests.
- Testing the random number generator using the Ones, Poker, Runs and Long Runs tests as previously specified in FIPS 140-2 section 4.9.1.
- Testing the non-Approved MD5 hardware based hashes with a known answer test.
- Testing the non-Approved HMAC-MD5, and MD5 firmware based hashes with a known answer test.

7.2 Conditional Tests

The BG4000 Cryptographic Module performs several Conditional tests during operation

- The output of the Random Number Generator is continuously checked to ensure that it is not returning a constant value.

- The RSA public/private key pair is used for all four combinations of public and private key encryption and decryption (public key encrypt and decrypt, private key encrypt and decrypt) during the normal authentication procedure with other BG4000's, which will fail if the key pair is not pairwise consistent.

7.3 Optional self-tests

Optional self tests are available to the crypto-officer for discretionary module testing and include all of the KATs above.

All Mandatory tests detailed above may be run at any time though console commands entered by the Crypto-officer.

Additional optional tests exist for:

- Pairwise consistency of Diffie-Hellman operation.
- KAT's for the non-Approved IDEA encryption algorithm..

7.4 Failure of self-test

In the event of a self test failure of the cryptographic hardware, or if an error is detected during continuing operation of the cryptographic hardware, the BG4000 Cryptographic Module will disable the hardware processor and proceed to perform all cryptographic transforms using firmware. Errors encountered are shown on both the front panel LCD display and any attached serial console.

The BG4000 has no specific provisions for failure of the firmware algorithms, as this indicates either an internal failure of the controlling MPC8260 processor, or run-time corruption of the code or SDRAM memory access. In these circumstances, the BG4000 will cease useful program execution and pass no further data of any type.

Appendix A Glossary of Acronyms

AES	Advanced Encryption Standard. An Approved algorithm defined in FIPS 198, supporting 128, 192 and 256 bit keys.
ANSI	American National Standards Institute. In the context of this document, ANSI is responsible for the definition of the C programming language used for most of the BG4000/3140 firmware.
CRC32	32 bit Cyclic Redundancy Check. A common mechanism to detect data corruption (but not cryptographic attack) in a stream of data.
CSP	Critical Security Parameter. A value such as a cryptographic key, whose disclosure or modification might compromise the security of the system.
DES	Data Encryption Standard. A widely used encryption algorithm defined in FIPS 46-3.
DPF	Data Privacy Facility. The Blue Ridge Networks trade name for its cryptographic function, and the designation for the Cryptographic Module.
EMC	Electromagnetic Compatibility. The degree with which a device will tolerate EMI from nearby devices.
EMI	Electromagnetic Interference. A measure of the degree to which radio frequencies emitted by a device might interfere with the operation of other nearby appliances.
HMAC	A keyed message authentication algorithm, where the message contents and a secret key are cryptographically hashed so that an attacker cannot produce a message deemed genuine to the receiver without knowledge of the key.
IDEA	International Data Encryption Algorithm. A non-Approved cryptographic algorithm in moderately wide use.
IP	Internet Protocol, as defined in RFC 791.
KAT	Known Answer Test. The process of presenting fixed inputs to a cryptographic algorithm, and comparing the compute result with a published, expected result.
MD5	Message Digest (version 5). A non-Approved cryptographic hashing algorithm.
RNG	Random Number Generator.

RSA	<ol style="list-style-type: none">1. RSA Data Security Inc., the supplier of the cryptographic library used for authentication, key exchange, and random number generation in the BG4000/3140.2. Rivest-Shamir-Adleman public/private key encryption algorithms. The basis of User authentication on the BG4000/3140.
SDRAM	Synchronous Dynamic Random Access Memory. A common electronic technology for high capacity, moderate speed random access memory.
SHA-1	Secure Hash Algorithm (version 1). An Approved cryptographic hashing algorithm.
Triple-DES	A cryptographic block cipher using 112 or 168 bit keys. An Approved algorithm defined in FIPS 46-3.
TOS	Type of Service. In the context of this document it specifically refers to the 4 bit Type of Service field in an Internet Protocol packet header that directs network equipment to optimize transmission for throughput, performance, etc.
USB	Universal Serial Bus. A common standard for the connection of low and medium speed devices to personal computers. The BG4000 takes advantage of USB based “smart card” tokens to unlock suitably configured BG4000 devices.