



48511 Warm Springs Blvd. Suite 211, Fremont, CA 94539
Info@joveai.com
510-573-4683

JoveAI Innovation, Inc. STAR-2000 FIPS 140-2 SECURITY POLICY Non-Proprietary

Document Revision: 1.17

STAR-2000 Module Ver. 1.0 – Laser Digital Cinema Projector Variant

H.W. P/N and Version: JVO00002-02-IB-5

F.W. Version: 1.0.1.1

STAR-2000 Module Ver. 1.1 – Direct View Cinema Display Variant

H.W. P/N and Version: JVO00002-02-IB-C

F.W. Version: 1.1.1.1

STAR-2000 Module Ver. 2.0 – Direct View Cinema Display 4K24 Variant

H.W. P/N and Version: JVO00002-02-ID-A

F.W. Version: 2.0.0.2

Date: April 25th, 2024

REVISION HISTORY

<i>Author(s)</i>	<i>Version</i>	<i>Updates</i>
Eddie Rossi Yu Fei Leung	1.8	Initial Release
	1.9	Added STAR-2000 configuration for Direct View Display. (STAR-2000 Version 1.1)
	1.10	Revised per TID-1114 NIST comments round#1.
	1.11	Clarified Exhibit#10 to explicitly address FIPS 140-2 IG 1.23 .
	1.12	Clarified access rights in Exhibit 7, with one row per Public Key.
	1.13	Add STAR-2000 configuration for Direct View Display for 4K24 (STAR-2000 Version 2.0)
	1.14	Amend Non-Approved Algorithms entry for SHA-1 to indicate that for the STAR-2000 version 2.0, the SHA-1 algorithm is also used for processing of Interop KDMs. Added FTP server service.
	1.15	Corrected some information about the FTP Server service.
	1.16	Added FTP Server services and UDP Notification services to Exhibit 8 (a list of services in the non-Approved). Added Feature Tokens to list of services under the Time Licensing System services category in Exhibit 8. Added a description of the Feature Token system below Exhibit 8.
	1.17	Updated F.W. version of the STAR-2000 Version 2.0 module

Table of Contents

Table of Contents	3
INTRODUCTION	4
ACRONYMS	6
CRYPTOGRAPHIC BOUNDARY	7
BLOCK DIAGRAMS	16
FIPS 140-2 MODES OF OPERATION	17
PHYSICAL PORTS AND LOGICAL INTERFACES	19
SECURITY LEVEL SPECIFICATION	20
SECURITY RULES	21
CRITICAL SECURITY PARAMETERS, PUBLIC KEYS, AND PRIVATE KEYS	22
IDENTIFICATION AND AUTHENTICATION POLICY	23
ACCESS CONTROL POLICY	24
ALGORITHMS	33
UNAUTHENTICATED SERVICES	35
PHYSICAL SECURITY POLICY	37
MITIGATION OF OTHER ATTACKS POLICY	38
REFERENCES	38

INTRODUCTION

The JoveAI Innovation, Inc. STAR-2000 Cryptographic Module (H.W. P/N and Versions: **JV00002-02-1B-5** and **JV00002-02-1B-C** and **JV00002-02-1D-A**; F.W. Versions: **1.0.1.1** and **1.1.1.1** and **2.0.0.2**) is a multi-chip embedded cryptographic module compliant with FIPS 140-2 and the Digital Cinema System Specification (DCSS) version 1.2 (for H.W. P/N and Versions: **JV00002-02-1B-5** and **JV00002-02-1B-C**; F.W. Versions: **1.0.1.1** and **1.1.1.1**), and DCSS version 1.4.2 (for H.W. P/N and Version: **JV00002-02-1D-A**; F.W. Version: **2.0.0.2**).

Any firmware loaded into the module with a version not shown in the module certificate is out of scope of this validation and requires a separate FIPS 140-2 validation.

The STAR-2000 module provides protection of Digital Cinema Content (confidentiality of Digital Cinema Content Keys) and facilitates presentations of Digital Cinema Content. The STAR-2000 is the **IMB** (Image Media Block). There are currently three variants of the STAR-2000 Media Block:

- **STAR-2000 Version 1.0** -- H.W. P/N and Version JV00002-02-1B-5, F.W. Version 1.0.1.1, configured for Laser Digital Cinema Projector applications.
- **STAR-2000 Version 1.1** -- H.W. P/N and Version JV00002-02-1B-C, F.W. Version 1.1.1.1, configured for Direct View Cinema Display applications.
- **STAR-2000 Version 2.0** -- H.W. P/N and Version JV00002-02-1D-A, F.W. Version 2.0.0.2, configured for Direct View Cinema Display with 4K24 Video Output applications.

Note that the STAR-2000 Version 1.0 IMB must be installed into a **Laser Digital Cinema Projector** in order to provide its full suite of services. Similarly, the STAR-2000 Version 1.1 IMB and STAR-2000 Version 2.0 IMB must be installed in a **Direct View Cinema Display System** in order to provide its full suite of services.

**STAR-2000 FIPS 140-2 Security Policy
(JoveAI Innovation, Inc., 2024.04.25_V1.17)**

ACRONYMS

Below is a list of acronyms related to the cryptographic module that will be referenced in this document:

TERM	DESCRIPTION
BBRAM	Battery-Backed-RAM.
CPL	Composition Playlist.
DCI	Digital Cinema.
DCP	Digital Cinema Package.
DCSS	Digital Cinema System Specification.
DLP	Digital Light Processing
DMD	Digital Micromirror Device
ESV	Encrypted Seed Value
FEK	Firmware Encryption Key
FPC	Flexible Printed Circuit.
IMB	Image Media Block, the heart of the DCI Projector. This is the Cryptographic Module.
KDM	Key Delivery Message. Refer to SMPTE's [ST 430-1] .
MPSoC	The Multi-Processor System-on-Chip, the Secure Silicon.
OCM	On-Chip Memory, an SRAM of the MPSoC.
PIB	Projector Intelligence Block.
PPK	Primary Public Key
SEK	Seed Encryption Key
SM	Security Manager.
SMS	Screen Management System, the Mezzanine Board, used to interface with the IMB via a web browser based GUI.
SPB	Secure Processing Block. Refer to DCI's [DCSS v1.4] , section 9.4.2.2.
SPB1	Secure Processing Block Type 1, synonymous with the FIPS Physical Protection Boundary of the Cryptographic Module.
SPB2	Secure Processing Block Type 2, which defines the outer protection perimeter surrounding the entire DCI Projector.
SPK	Secondary Public Key
SPL	Show Playlist.
SV	Seed Value
TEL	Tamper Evident Label

Exhibit 1 – Specification of Acronyms and their Descriptions

CRYPTOGRAPHIC BOUNDARY

The following illustrations indicate the cryptographic boundary and the physical ports defined on the boundary.




Figure 1-1: Front View of STAR-2000 Module Ver.1.0 – Laser Projector Variant

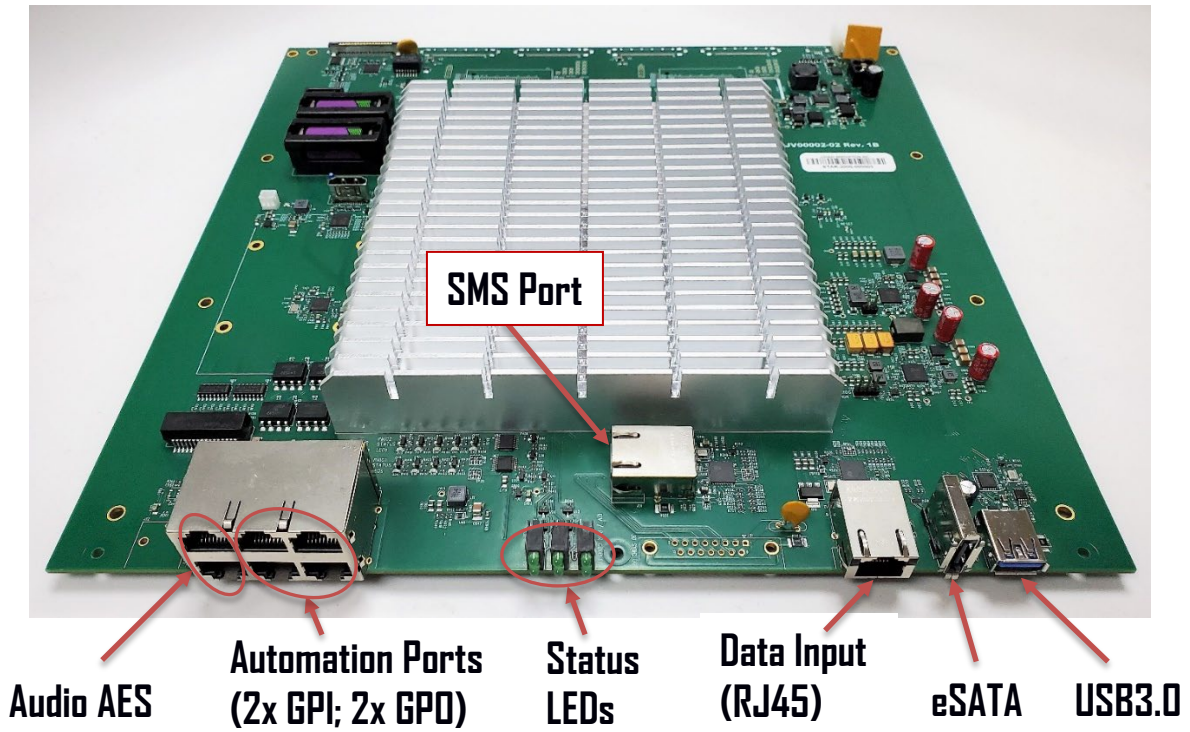


Figure 1-2: Front View of STAR-2000 Module Ver.1.1 – Direct View Display Variant

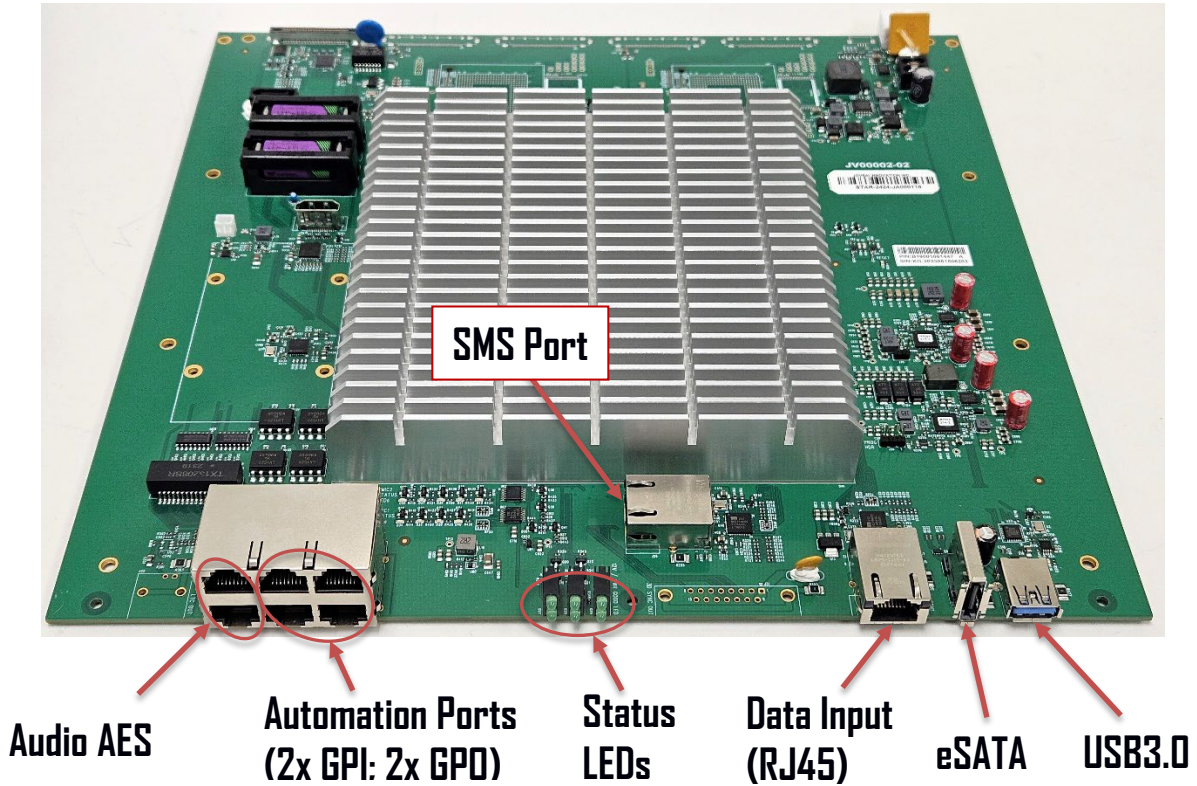


Figure 1-3: Front View of STAR-2000 Module Ver.2.0 – Direct View Display 4K24 Variant




Figure 2-1: Status LEDs of STAR-2000 Module




Figure 3-1: Back View of STAR-2000 Module Ver.1.0 – Laser Projector Variant




Figure 3-2: Back View of STAR-2000 Module Ver.1.1 – Direct View Display Variant




Figure 3-3: Back View of STAR-2000 Module Ver.2.0 – Direct View Display 4K24 Variant




Figure 4-1: Top View of STAR-2000 Module Ver.1.0 – Laser Projector Variant

Note: All components which lie outside the security enclosure are not security relevant.




Figure 4-2: Top View of STAR-2000 Module Ver.1.1 – Direct View Display Variant

Note: All components which lie outside the security enclosure are not security relevant.




Figure 4-3: Top View of STAR-2000 Module Ver.2.0 – Direct View Display 4K24 Variant

Note: All components which lie outside the security enclosure are not security relevant.

The cryptographic boundary is defined by the outer perimeter of the module's PCB. It is outlined in green in Figure 5-1 and Figure 5-2 below. All security related components are enclosed within an opaque metal cover outlined in red.




Figure 5-1: Bottom View of STAR-2000 Module Ver.1.0 – Laser Projector Variant

Note: All components which lie outside the security enclosure are not security relevant.




Figure 5-2: Bottom View of STAR-2000 Module Ver.1.1 – Direct View Display Variant and STAR-2000 Module Ver.2.0 – Direct View Display 4K24 Variant

Note: All components which lie outside the security enclosure are not security relevant.

The metal cover, referred to (from the DCI perspective) as a Type I Secure Processing Block (SPBI) enclosure, is protected by tamper detection and response mechanisms. Tamper evident labels are present to allow for tamper evidence examination. The components outside the SPBI enclosure are not security-relevant and do not affect the security of the STAR-2000 module, both from FIPS 140-2 and DCI standpoints. Therefore, they are explicitly excluded from FIPS 140-2 requirements.

The excluded components list consists of non-security relevant data input and data output devices, passive components (capacitors, resistors, inductors), voltage regulators, non-secure clock distribution, DLP Formatter ICs/HDMI Retimer ICs (which do not perform security functions), battery management devices, status LEDs, traces and signals routed to these components, the PCB lying outside the metal enclosure, and all the faceplate and backplane connectors.

BLOCK DIAGRAMS

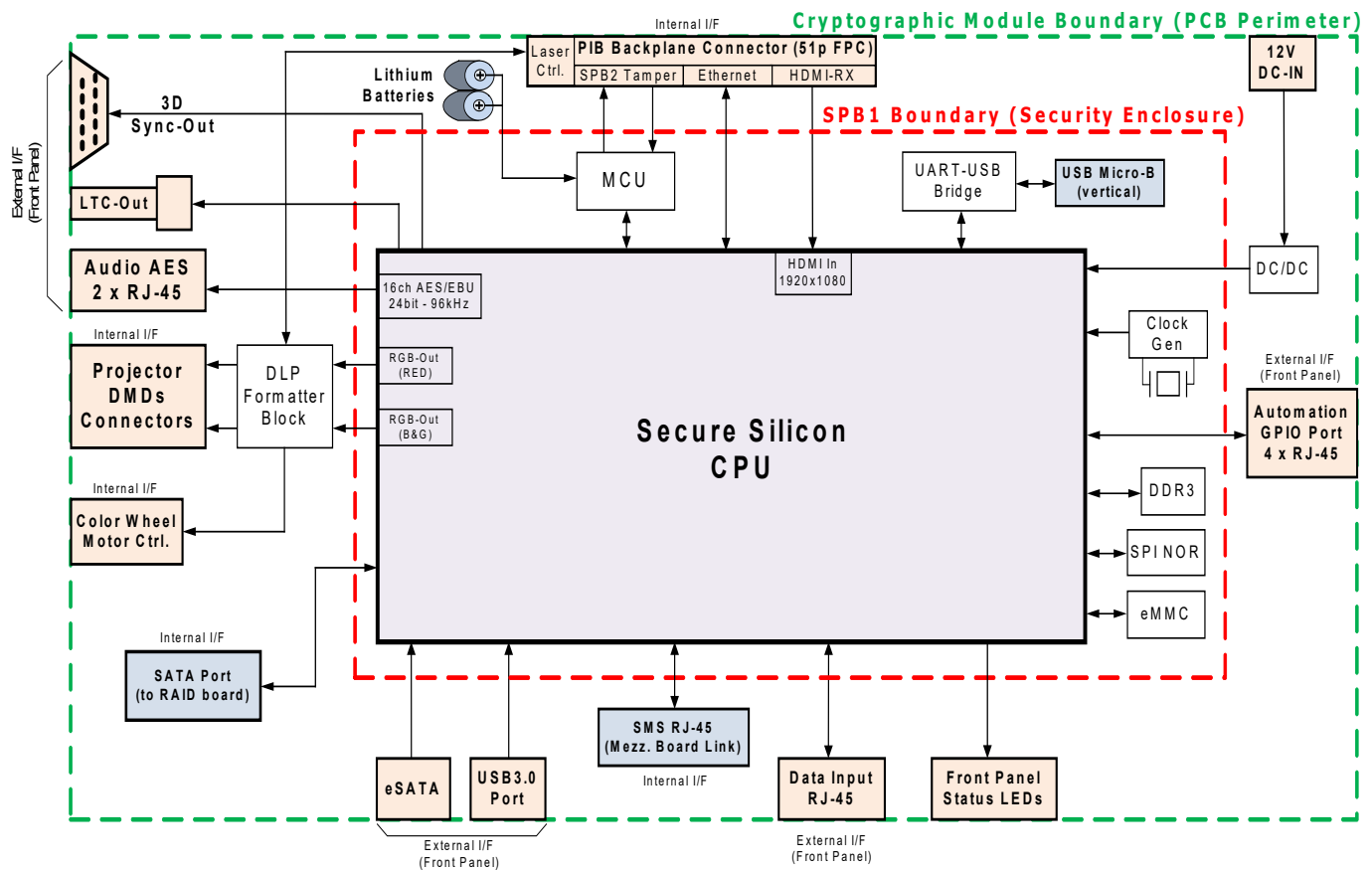


Figure 6-1: Block Diagram of the STAR-200 Module Ver.1.0 – Laser Projector Variant

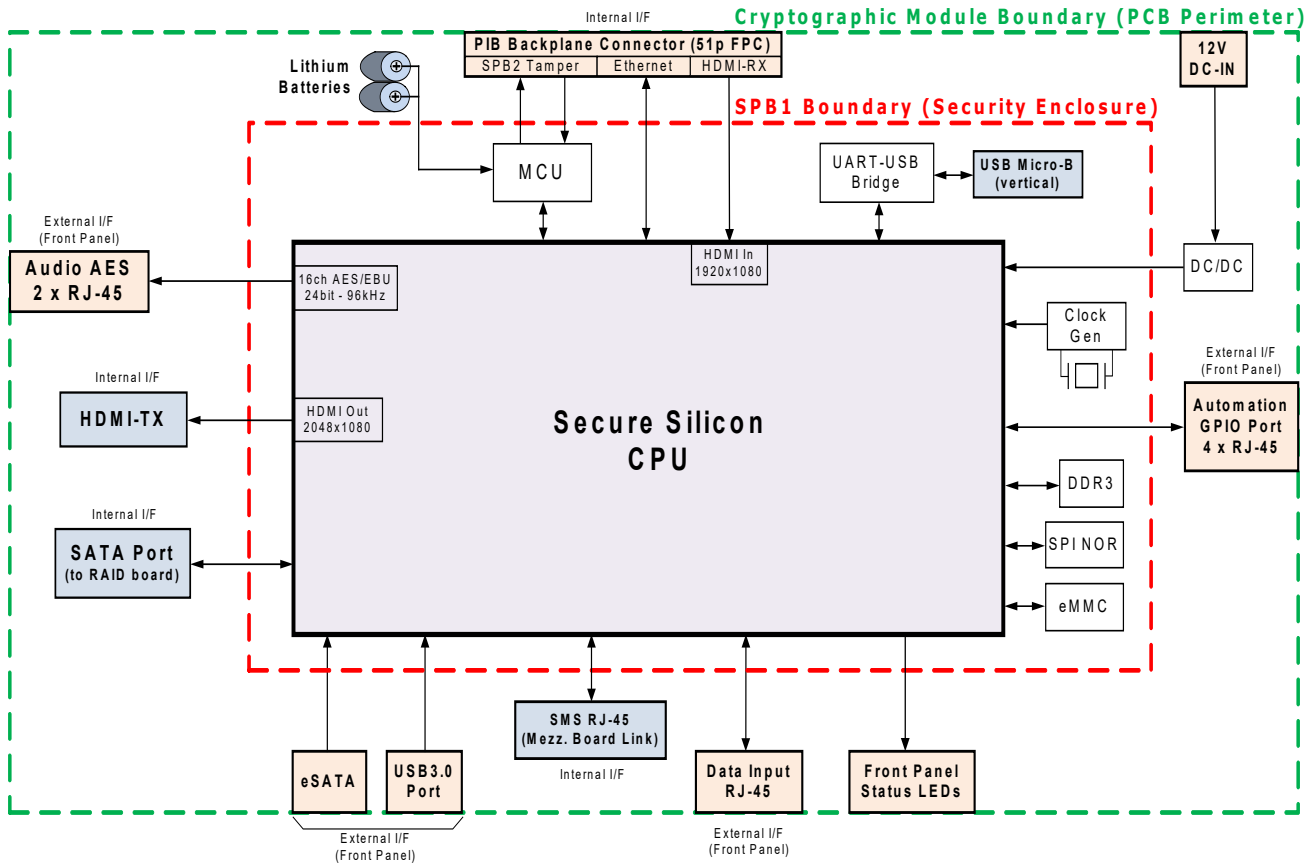


Figure 6-2: Block Diagram of the STAR-200 Module Ver.1.1 – Direct View Display Variant and STAR-2000 Module Ver.2.0 – Direct View Display 4K24 Variant

FIPS 140-2 MODES OF OPERATION

The Module operates in both FIPS Approved and non-Approved Modes of Operation.

The Module enters the Approved Mode of Operation after powering-up and completing all power-on self-tests. This is indicated when the Status LEDs on the Front Panel show (PWR GOOD), (DC IN), (READY), and (PLAYER) are solidly on, and the (SM) LED must be off. The (TAMPER) LED may or may not be on, since this LED is not an indicator of the status of the FIPS physical protection enclosure, but is instead an indicator for the DCI Projector / Direct View Display system's SPB2 boundary.

If the Module enters a Hard Error state (such as if a power-on self-test failed), then the (SM) Status LED will be lit up.

STAR-2000 FIPS 140-2 Security Policy
(JoveAI Innovation, Inc., 2024.04.25_V1.17)

In the FIPS Approved mode of operation only the services listed in Exhibit 6, Exhibit 7, Exhibit 8 and the unauthenticated services are available and the module transitions to the non-Approved Mode of Operation whenever services from Exhibit 11 are invoked.

PHYSICAL PORTS AND LOGICAL INTERFACES

Physical Ports	Logical Interfaces				
	Control Input	Data Input	Data Output	Status Output	Power
Data Input (RJ45)		•	•	•	
USB3.0		•			•
eSATA		•			
SATA (Int RAID array)		•	•		
Automation GPI (2x RJ45)	•				
Automation GPO (2x RJ45)			•		
Audio AES (2x RJ45)			•		
3D Sync (DB-15) [†]			•		•
SMS Port (RJ45)	•	•	•	•	
LTC-Out (BNC) [†]			•		
DMD Ports (4 x 51p FPC) [†]			•		•
Color Wheel Motor Ctrl [†]			•		
HDMI-TX [‡]			•		•
PIB Backplane Connector	•	•	•	•	
Status LEDs				•	
12V DC-IN (PCIE-6P)					•
Battery Holders (3.6V)					•

Exhibit 2 – Physical Ports and Logical Interfaces

[†] Available only for STAR-2000 Version 1.0

[‡] Available only for STAR-2000 Version 1.1 and STAR-2000 Version 2.0

SECURITY LEVEL SPECIFICATION

The STAR-2000 module is designed to meet FIPS 140-2 security requirements at the given security levels corresponding to each area below:

SECURITY REQUIREMENTS AREA	LEVEL
Cryptographic Module Specification	2
Cryptographic Module Ports and Interfaces	2
Roles, Services, and Authentication	3
Finite State Model	2
Physical Security	3
Operational Environment	N/A
Cryptographic Key Management	2
EMI/EMC	2
Self-tests	2
Design Assurance	2
Mitigation of Other Attacks	N/A

Exhibit 3 – Security Level Table

The STAR-2000's overall FIPS 140-2 Security Level is 2.

SECURITY RULES

The following specifies the security rules under which the cryptographic module shall operate:

1. The Module supports power input only over the defined power input interface.
2. The Module executes a Limited Operational Environment, which is a self-contained Linux kernel that runs applications contained wholly in its embedded RootFS. When booting, the Module performs firmware integrity tests on the images in the SPI NOR flash prior to launching them.
3. When considering a candidate firmware upgrade image, the Module authenticates its signature using RSA-2048 with SHA256.
4. The Module meets EMI/EMC Class A certification for FCC Part 15 Subpart B.
5. The Module supports 2 tiers of operator roles:
 - a. Cryptographic Officer (CO)
 - b. User
6. The Module utilizes identity-based authentication.
7. The Module does not support a maintenance interface or role.
8. Switching roles is not permitted.
9. Access to cryptographic services in Approved Mode are not permitted unless the operator is authenticated and has the role which allows them to execute that service. This security policy will indicate which services are performed in Approved Mode, however the Module itself does not provide an explicit indication of when an Approved Mode service is selected.
10. The Module does not support concurrent operators.
11. The Module clears authentication status upon power cycling. This requires an operator to re-authenticate to obtain cryptographic services.
12. An operator may deliberately initiate power-on self-tests by power-cycling the Module. These power-on self-tests run automatically and do not require or use any input from the operator.
13. The Module does not support manual key entry.
14. The Module does not support both the entry and output of a given CSP or Public Key.
15. The Module's status output shall never output CSPs or other sensitive security information that could compromise the Module. The Module shall not output intermediate key generation values.
16. If an SPBI Tamper Event occurs, the CSPs are zeroized and the Module becomes permanently inoperative.
17. When Module enters Hard Error state, data output is inhibited and all services, both authenticated and unauthenticated, are disabled - the Module will not respond to any requests or commands. The only way to attempt to recover is to power cycle the Module.

CRITICAL SECURITY PARAMETERS, PUBLIC KEYS, AND PRIVATE KEYS

The following is a list of all CSPs, Public Keys, and Private Keys. For each one, it also specifies the process of key generation, storage, and zeroization.

CSPs and Private Keys:

- The Module does not support CSPs or Private Keys in the FIPS Approved Mode.

Public Keys:

1. **Intermediate RSA X.509v3 Certificate:** The intermediate certificate in the JoveAI DCI Certificate chain.
 - a. **Generation:** Generated outside of the Module by JoveAI Manufacturing.
 - b. **Storage:** Plaintext in SPI NOR as part of the Root FS of the kernel images. Also present in DRAM as plaintext.
 - c. **Zeroization:** N/A
2. **Root RSA X.509v3 Certificate:** The root certificate in the JoveAI DCI Certificate chain.
 - a. **Generation:** Generated outside of the Module by JoveAI Manufacturing.
 - b. **Storage:** Plaintext in SPI NOR as part of the Root FS of the kernel images. Also present in DRAM as plaintext.
 - c. **Zeroization:** N/A
3. **Firmware Update Key:** An RSA-2048 Public Key.
 - a. **Generation:** Generated outside of the Module by JoveAI Manufacturing.
 - b. **Storage:** Held in DRAM in plaintext as part of the Candidate Firmware Update Image's Signing Certificate.
 - c. **Zeroization:** N/A

IDENTIFICATION AND AUTHENTICATION POLICY

Listed below are the Module’s roles, type of authentication mechanism, and the associated authentication data:

ROLE	AUTHENTICATION TYPE	AUTHENTICATION DATA
Cryptographic Officer	Identity Based	RSA Digital Signature Verification <i>(Firmware Update Key)</i>
User	Identity Based	RSA Digital Signature Verification <i>(Firmware Update Key)</i>

Exhibit 4 - Roles and Required Identification and Authentication (FIPS 140-2 Table C1)

The Cryptographic Officer (CO) is the operator responsible for the installation of the Cryptographic Module and inspection of physical security. The User is the general user of the Module.

The strength of the implemented authentication mechanism is described below, along with probabilities associated with random attempts, and multiple consecutive attempts within a one-minute period to subvert the implemented authentication mechanisms:

AUTHENTICATION MECHANISM	STRENGTH OF MECHANISM
RSA Digital Signature Verification	The Module implements an RSA-2048-bit Public Key for the RSA Digital Signature Verification. As per SP 800-57, this key has a security strength equivalent to 112 bits. As such, the probability of a single attempt is limited to $(1 / 2^{112})$ which is much less than $1 / 1,000,000$. The Module takes approximately 10 seconds to complete a power-cycle and its power-on-self-tests. If an unsuccessful firmware update takes place (e.g., Firmware Load self-test fails), the Module enters an Error State and must be power-cycled. As such it is only possible to attempt the Firmware Update service up to 6 times within a 1 minute period. The probability of success in a 1 minute period would thus be $(6 / 2^{112})$, which is much less than $1 / 100,000$.

Exhibit 5 - Strengths of Authentication Mechanisms (FIPS 140-2 Table C2)

ACCESS CONTROL POLICY

Below is a list of *authenticated* services, and a description of the operations carried out by that service for services used in the Approved mode of operation:

SERVICE	DESCRIPTION
Firmware Update	Update IMB Firmware. Get IMB Firmware Update Progress.

Exhibit 6 – List of services and their descriptions in the Approved mode of operation

Below is a list of services, cryptographic keys & CSPs, types of access to the cryptographic keys & CSPs, and for which authorized roles a service is available via the corresponding services in the Approved mode of operation:

Service	Public Keys	Private Keys and CSPs	Types of Access:			Operator Permissions	
			Read	Write	Exec	CO (Crypto Officer)	User
Firmware Update	Root RSA X.509v3 Certificate	None	X		X	X	X
	Intermediate RSA X.509v3 Certificate	None	X		X	X	X
	Firmware Update Key		X	X	X	X	X

Exhibit 7 – Services Authorized for Roles, Access Rights within Services in the Approved mode of operation

STAR-2000 FIPS 140-2 Security Policy
(JoveAI Innovation, Inc., 2024.04.25_V1.17)

Below is a list of non-Approved services that are available only in the Non-Approved mode of operation:

SERVICE	DESCRIPTION	NON-APPROVED ALGORITHMS	Operator Permissions	
			CO (Crypto Officer)	User
SMS to SM API Services:				
SPB2 Door Closure Confirmation	Attempt to confirm that the SPB2 Door is closed.	NDRNG, SHA-1 (non-compliant), MD5, AES (non-compliant), DRBG (non-compliant), HMAC (non-compliant), RSA (non-compliant), TLS KDF (non-compliant)	X	
Battery Management	Used to manage battery sensor parameters, set thresholds, and to replace batteries.	NDRNG, SHA-1 (non-compliant), MD5, AES (non-compliant), DRBG (non-compliant), HMAC (non-compliant), RSA (non-compliant), TLS KDF (non-compliant)	X	
Projector Testing	Projects the specified 'XYZ' color.	NDRNG, SHA-1 (non-compliant), MD5, AES (non-compliant), DRBG (non-compliant), HMAC (non-compliant), RSA (non-compliant), TLS KDF (non-compliant)	X	
User Account Administration	Creation and deletion of new users. Query for a list of existing user accounts.	NDRNG, SHA-1 (non-compliant), MD5, AES (non-compliant), DRBG (non-compliant), HMAC (non-compliant), RSA (non-compliant), TLS KDF (non-compliant), SHA-256 (non-compliant)	X	X

**STAR-2000 FIPS 140-2 Security Policy
(JoveAI Innovation, Inc., 2024.04.25_V1.17)**

Modify SPB Clock	Modifies the SPB Clock offset, adjusting the clock faster or slower. Restricted to ±6 minutes each year.	NDRNG, SHA-1 (non-compliant), MD5, AES (non-compliant), DRBG (non-compliant), HMAC (non-compliant), RSA (non-compliant), TLS KDF (non-compliant)	X	X
Device Certificate Operations	Retrieval of Leaf Certificates for SM, RES, and LS.	NDRNG, SHA-1 (non-compliant), MD5, AES (non-compliant), DRBG (non-compliant), HMAC (non-compliant), RSA (non-compliant), TLS KDF (non-compliant)	X	X
Audit Log Retrieval	Get DCI Audit Logs, extract syslogs.	NDRNG, SHA-1 (non-compliant), MD5, AES (non-compliant), DRBG (non-compliant), HMAC (non-compliant), RSA (non-compliant), TLS KDF (non-compliant), SHA-256 (non-compliant)	X	X
DCI Ingestion Operations	Ingest DCPs, ingest KDMs, Direct KDM Ingest. Get DCP ingestion status, stop DCP ingestion in progress. Remove DCPs, remove KDMs.	NDRNG, SHA-1 (non-compliant), MD5, AES (non-compliant), DRBG (non-compliant), HMAC (non-compliant), RSA (non-compliant), TLS KDF (non-compliant), SHA-256 (non-compliant)	X	X
DCI Show Administration	Ingest Show Playlist, update Show Playlist, remove Show Playlist, remove interrupted Show Playlist. Ingest Show Schedule, remove Show Schedule.	NDRNG, SHA-1 (non-compliant), MD5, AES (non-compliant), DRBG (non-compliant),	X	X

**STAR-2000 FIPS 140-2 Security Policy
(JoveAI Innovation, Inc., 2024.04.25_V1.17)**

		HMAC (non-compliant), RSA (non-compliant), TLS KDF (non-compliant)		
Set Audio / Video Configuration	Set IMB: Output Audio Sample Rate Output Video Mode Audio Delay Audio Mapping Get IMB Output Video Mode	NDRNG, SHA-1 (non-compliant), MD5, AES (non-compliant), DRBG (non-compliant), HMAC (non-compliant), RSA (non-compliant), TLS KDF (non-compliant)	X	X
RAID HDD Management	Set RAID rebuild priority, RAID create, RAID delete. RAID filesystem check. Format DCP store. Get Format DCP store status, get RAID filesystem check status.	NDRNG, SHA-1 (non-compliant), MD5, AES (non-compliant), DRBG (non-compliant), HMAC (non-compliant), RSA (non-compliant), TLS KDF (non-compliant)	X	X
GPIO Configuration	Set Automation GPO. Set GPI Check Interval.	NDRNG, SHA-1 (non-compliant), MD5, AES (non-compliant), DRBG (non-compliant), HMAC (non-compliant), RSA (non-compliant), TLS KDF (non-compliant)	X	X
DCI Show Management	Query available SPLs, query available DCPs, query available KDMs. Get SPL, get CPL, get KDM. Validate SPL, validate DCP. Execute SPL, stop SPL. Query interrupted SPL. Query available Show Schedules. Get Show Schedule. Enable Schedule Mode, disable Schedule Mode, get Schedule Mode. Set IMB Command (play/pause). Set IMB Seek. Get MB Status. Get AuthId of Playing SPL.	NDRNG, SHA-1 (non-compliant), MD5, AES (non-compliant), DRBG (non-compliant), HMAC (non-compliant), RSA (non-compliant), TLS KDF (non-compliant), RNG (FIPS 186-2)	X	X

**STAR-2000 FIPS 140-2 Security Policy
(JoveAI Innovation, Inc., 2024.04.25_V1.17)**

Get SPB Clock	Get SPB Clock, get SPB Clockset Initial Time and Current Offset.	NDRNG, SHA-1 (non-compliant), MD5, AES (non-compliant), DRBG (non-compliant), HMAC (non-compliant), RSA (non-compliant), TLS KDF (non-compliant)	X	X
Storage Management	Query Internal IMB Storage, Query Internal SM Storage. Get RAID Controller Info, Get RAID Smart Info, Get RAID Rebuild Percentage, Get RAID Performance, Get RAID Usage.	NDRNG, SHA-1 (non-compliant), MD5, AES (non-compliant), DRBG (non-compliant), HMAC (non-compliant), RSA (non-compliant), TLS KDF (non-compliant)	X	X
External Storage Utilization	Open Directory, Read Directory, Close Directory. Open File, Read File, Close File.	NDRNG, SHA-1 (non-compliant), MD5, AES (non-compliant), DRBG (non-compliant), HMAC (non-compliant), RSA (non-compliant), TLS KDF (non-compliant)	X	X
Thermal Status	Get Thermal Readings.	NDRNG, SHA-1 (non-compliant), MD5, AES (non-compliant), DRBG (non-compliant), HMAC (non-compliant), RSA (non-compliant), TLS KDF (non-compliant)	X	X
Get Audio / Video Configuration	Get IMB Output Audio Delay. Get Audio Mapping.	NDRNG, SHA-1 (non-compliant), MD5, AES (non-compliant), DRBG (non-compliant), HMAC (non-compliant), RSA (non-compliant),	X	X

STAR-2000 FIPS 140-2 Security Policy
(JoveAI Innovation, Inc., 2024.04.25_V1.17)

		TLS KDF (non-compliant)		
SMS Status and Configuration	SMS Provide Status Info, SMS Provide Network Info, SMS Has Set Network Info. Store New SMS Data Blob. Remove SMS Data Blob. List SMS Data Blobs. Retrieve SMS Data Blob. Overwrite SMS Data Blob.	NDRNG, SHA-1 (non-compliant), MD5, AES (non-compliant), DRBG (non-compliant), HMAC (non-compliant), RSA (non-compliant), TLS KDF (non-compliant)	X	X
System Boot	Power off, reboot.	NDRNG, SHA-1 (non-compliant), MD5, AES (non-compliant), DRBG (non-compliant), HMAC (non-compliant), RSA (non-compliant), TLS KDF (non-compliant)	X	X
IMB Status and Control	Get IMB Command Set Status, Get SPB2 Door Status, Get Model and Serial, Get SPB Version.	NDRNG, SHA-1 (non-compliant), MD5, AES (non-compliant), DRBG (non-compliant), HMAC (non-compliant), RSA (non-compliant), TLS KDF (non-compliant)	X	X
Battery Status	Used to read the last known battery status, retrieve thresholds, and get the battery parameter description.	NDRNG, SHA-1 (non-compliant), MD5, AES (non-compliant), DRBG (non-compliant), HMAC (non-compliant), RSA (non-compliant), TLS KDF (non-compliant)	X	X
User Account Management	Change user account password. Get Current User ID. Logout Current User.	NDRNG, SHA-1 (non-compliant), MD5, AES (non-compliant), DRBG (non-compliant).	X	X

STAR-2000 FIPS 140-2 Security Policy
(JoveAI Innovation, Inc., 2024.04.25_V1.17)

		HMAC (non-compliant), RSA (non-compliant), TLS KDF (non-compliant), SHA-256 (non-compliant)		
GPIO Operations	Get GPI Check Interval, Get GPI State, Get Automation GPD.	NDRNG, SHA-1 (non-compliant), MD5, AES (non-compliant), DRBG (non-compliant), HMAC (non-compliant), RSA (non-compliant), TLS KDF (non-compliant)	X	X
TLS-based Notifications	Module Firmware Update Status. SMS Status Request and Network Configuration. DCI Show Management. IMB Status and Control. Thermal Status. Battery Operations. GPIO Operations.	NDRNG, SHA-1 (non-compliant), MD5, AES (non-compliant), DRBG (non-compliant), HMAC (non-compliant), RSA (non-compliant), TLS KDF (non-compliant)	X	X
User Login Operations	Login User Account.	NDRNG, SHA-1 (non-compliant), MD5, AES (non-compliant), DRBG (non-compliant), HMAC (non-compliant), RSA (non-compliant), TLS KDF (non-compliant), SHA-256 (non-compliant)	X	X
Time Licensing System	Ingest License File / Feature Token. Get License File. Get License Status / Token Status. Manage License Revocation / Token Revocation.	NDRNG, SHA-1 (non-compliant), MD5, AES (non-compliant), DRBG (non-compliant), HMAC (non-compliant), RSA (non-compliant), TLS KDF (non-compliant), SHA-256 (non-compliant)	X	X
Unauthenticated Services:				
FTP Server Service	Change FTP User Password.	DES (non-compliant).	X	X

STAR-2000 FIPS 140-2 Security Policy
(JoveAI Innovation, Inc., 2024.04.25_V1.17)

	Connect. Download File. List files. Change directory.			
UDP Notification Service	Unsolicited UDP Notification Message.	N/A	X	X

Exhibit 8 – Non-Approved Services

Feature Tokens:

This is a system by which JoveAI can control which features in the Module are activated or not. Only JoveAI can generate Tokens and sign them. There are 3 categories of features that are controlled by Feature Tokens:

1. Video playback related features, controlling:
 - a. Video output dimensionality (2D / 3D)
 - b. Resolution (2K / 4K)
 - c. Frame-rate (30 fps, 60 fps, etc.)
2. Time Licensing System Configuration.
3. Full Operation Authorization.

ALGORITHMS

APPROVED MODE OF OPERATION

The module uses the following Approved cryptographic algorithms in the Approved mode of operation:

CAVP CERT	ALGORITHM	STANDARD	MODE / METHOD	KEY LENGTHS, CURVES, OR MODULI	USE
C1913	RSA	FIPS 186-4	PKCS1.5 (SHA256)	2048	Digital Signature Verification
C1913	SHS	FIPS 180-4	SHA256	N/A	Message Digest

Exhibit 9 – Table of Approved Algorithms used in the Approved mode of operation

In the Approved mode of operation, the module does not use other algorithms/modes contained in CAVP certificate #C1913.

The module uses the following Non-Approved cryptographic algorithm in the Approved mode of operation:

ALGORITHM	RATIONALE
AES-GCM	<p>Proprietary algorithm used to encrypt firmware at rest (“no security claimed” as per IG 1.23).</p> <ul style="list-style-type: none"> ▪ The algorithm is not used whatsoever to meet any FIPS 140-2 requirements. ▪ The algorithm does not access or share CSPs in a way that counters the requirements of this IG. ▪ The algorithm is not intended to be used as a security function. The GCM cryptographic operation is applied for “good measure”. ▪ The use and purpose of GCM is unambiguous, this operation is not exposed to the operator and it cannot be confused for a security function. The only security function that the Module provides in the FIPS approved mode is Firmware Update.

Exhibit 10 – Table of Non-Approved Algorithms used in the Approved mode of operation

NON-APPROVED MODE OF OPERATION

In FIPS non-Approved Mode of Operation, the module uses the following non-Approved cryptographic algorithms:

ALGORITHM	USE
NDRNG (non-compliant)	Seeding the DRBG.
RNG (FIPS 186-2) (non-compliant)	Shared secret computation
SHA-1 (non-compliant)	<ul style="list-style-type: none"> ▪ For STAR-2000 version 1.0 and 1.1: Used only for the FIPS 186-2 RNG. ▪ For STAR-2000 version 2.0: Used for FIPS 186-2 RNG, and for processing Interop KDMs
SHA-256 (non-compliant)	Secure hashing.
MD5	Message Digest (used only in TLS).
AES (non-compliant)	Data Decryption DRBG Encrypt the Seed Value. Decrypt the Encrypted Seed Value.
DRBG (non-compliant)	Generating the Seed Encryption Key and Seed Value. Generates the IV for encrypting the Seed Value using the Seed Encryption Key. Generating Salt values for Password hashing.
HMAC (non-compliant)	Used to perform integrity checking on encrypted content.
RSA (non-compliant)	Key Generation Digital Signature Generation Key Transport
TLS KDF (non-compliant)	TLSv1.0 PRF, Key Agreement
DES (non-compliant)	FTP Server service password obfuscation.

Exhibit 11 – Table of Non-Approved Algorithms used in the Non-Approved mode of operation

UNAUTHENTICATED SERVICES

Below is a list of services that do not require an authorized role (e.g. services that do not require authentication, for example self-tests and show status). These services will not disclose, modify, or substitute CSPs, use an Approved security function, or otherwise affect the security of the cryptographic module.

Self-Tests:

1. Power-On Self Tests:

- a. Firmware Integrity Test (Bootloader): 384-bit EDC computed over the Bootloader image components in SPI NOR Flash.
- b. Firmware Integrity Test (S3BL): 384-bit EDC computed over the S3BL (Stage 3 Bootloader) in SPI NOR Flash.
- c. Firmware Integrity Test (Stage 4 Bitstream): 384-bit EDC computed over Stage 4 Bitstream image in SPI NOR Flash.
- d. Firmware Integrity Test (Stage 4 Kernel): 384-bit EDC computed over Stage 4 Kernel image in SPI NOR Flash.
- e. SHA-256 KAT
- f. RSA-2048: RSA Decryption Primitive KAT
- g. RSA-2048 SHA-256: RSA Signature Generation and Signature Verification KAT

2. Conditional Self Tests:

- a. Firmware Load: RSA-2048 with SHA256 signature verification computed over the candidate firmware update image.
- b. RSA Pairwise Consistency Check (Encrypt/Decrypt)
- c. RSA Pairwise Consistency Check (Sign/Verify)

Status Output:

1. TCP-based Notifications:

- a. IMB Status and Control:
 - i. IMB Shutdown completed.
 - ii. IMB Boot Status.
- b. SMS listener for SPL Timed Notifications:
 - i. Communications will be done on port 9009 . The IMB will initiate an unauthenticated TCP connection, and send the data in the ShowPlaylist at the time specified in the ShowPlaylist.
 - ii. This is used as a status notification for the SMS. The data sent to the SMS is opaque to the SM, as the SM just forwards the data back to the SMS. The maximum length for the data is 64KB.
 - iii. No response is expected of the SMS.

2. UDP-based Notifications:

- a. IMB Status and Events:
 - i. Communications will be sent on port 9010. Unsolicited UDP messages may be sent by the IMB to the SMS to provide notifications or status on key events. The maximum length for the data is 1KB.

3. Physical Notifications:

- a. Front-panel LEDs.

Services for the Projector Intelligence Block:

1. Image Media Block Status and Control.
2. Projector Calibration.

PIB Passthrough TCP Services:

1. SMS to PIB Passthrough.

FTP Server Service:

1. Provides access **only** to files in the directories which hold encrypted DCPs.
 - a. Communications will be done on port 21.
 - b. Password obfuscation is done using Data Encryption Standard (DES).

Zeroization Service:

1. Zeroization can be triggered by deliberately inducing a Tamper Event, either by removing the FIPS Physical Security Enclosure, or removal of the batteries.

PHYSICAL SECURITY POLICY

The following physical security mechanisms are employed by the Module:

- Production grade materials.
- A hard, opaque metal enclosure which depresses a set of tamper detection switches, which are battery powered and actively monitor the enclosure 24/7. If the metal enclosure is lifted, or the batteries are removed, it will result in zeroization.
- Tamper evidence is given by 4 tamper-evident labels (TEs) affixed during manufacturing. The location of these 4 TEs is illustrated in Figure 5-1 and Figure 5-2. Inspection of these TEs is prescribed in Exhibit 12 below:

PHYSICAL SECURITY MECHANISMS	RECOMMENDED FREQUENCY OF INSPECTION/TEST	INSPECTION/TEST GUIDANCE DETAILS
Tamper-response zeroization	If tampering is suspected (Module is unresponsive, and SM LED is always on when the Module is powered up). Batteries must be checked for their state of health and replaced when necessary.	Inspect metal enclosure for signs of damage. Confirm that the batteries are installed and still hold a charge at 3.6V.
Tamper Evident Labels	1 year	Visually inspect the TEs, checking for scratches or tearing.

*Exhibit 12 - Inspection/Testing of Physical Security Mechanisms
(FIPS 140-2 Table G5)*

MITIGATION OF OTHER ATTACKS POLICY

The STAR-2000 is not designed to mitigate against attacks outside of the scope of the FIPS 140-2 specification.

Other Attacks	Mitigation Mechanism	Specific Limitations
N/A	N/A	N/A

Exhibit 13 - *Mitigation of other attacks*

REFERENCES

- [ST 430-1] The Society of Motion Picture and Television Engineers.
D-Cinema Operations – Key Delivery Message. January 12, 2017.
Available at:
<https://ieeexplore.ieee.org/document/7864300>
- [DCSS v1.2] Digital Cinema Initiatives, LLC, Member Representatives Committee.
Digital Cinema System Specification Version 1.2. October 10, 2012.
Available at:
https://www.dcinovies.com/archives/spec_v1_2_With_Errata_Incorporated/DCI_DCSS_v12_with_errata_2012-1010.pdf
- [DCSS v1.4] Digital Cinema Initiatives, LLC, Member Representatives Committee.
Digital Cinema System Specification Version 1.4. July 20, 2020.
Available at:
https://www.dcinovies.com/specification/DCI_DCSS_v1-4_20-July-2020.pdf