

Broadcom, Inc.

3401 Hillview Ave
Palo Alto, CA 94304, USA
Tel: 877-486-9273
Email: vcf.fips@broadcom.com
<https://www.broadcom.com/>

VMware's BoringCrypto Module

Software Version: 6.0

FIPS 140-2 Non-Proprietary Security Policy

FIPS Security Level: 1
Document Version: 0.1

INTRODUCTION

Federal Information Processing Standards Publication 140-2 — Security Requirements for Cryptographic Modules specifies requirements for cryptographic modules to be deployed in a Sensitive but Unclassified environment. The National Institute of Standards and Technology (NIST) and Canadian Centre for Cyber Security (CCCS) Cryptographic Module Validation Program (CMVP) run the FIPS 140 program. The NVLAP accredits independent testing labs to perform FIPS 140 testing; the CMVP validates modules meeting FIPS 140 validation. Validated is the term given to a module that is documented and tested against the FIPS 140 criteria.

More information is available on the CMVP website at: <https://csrc.nist.gov/groups/STM/cmvp/index.html>.

ABOUT THIS DOCUMENT

This non-proprietary Cryptographic Module Security Policy for VMware's BoringCrypto Module from Broadcom Inc. provides an overview of the product and a high-level description of how it meets the overall Level 1 security requirements of FIPS 140-2.

The VMware's BoringCrypto module may also be referred to as the "module" in this document.

Disclaimer

The contents of this document are subject to revision without notice due to continued progress in methodology, design, and manufacturing. Broadcom Inc. shall have no liability for any error or damages of any kind resulting from the use of this document.

The software referenced in this document is licensed to you under the terms and conditions accompanying the software or as otherwise agreed between you or the company that you are representing.

Notices

This document may be freely reproduced and distributed in its entirety without modification.



Table of Contents

1	Introduction	5
2	FIPS 140-2 Security Levels.....	8
3	Cryptographic Module Specification.....	9
3.1	<i>Cryptographic Boundary.....</i>	<i>9</i>
3.2	<i>Logical Cryptographic Boundary within Virtual Environments.....</i>	<i>10</i>
4	Modes of Operation	11
5	Cryptographic Module Ports and Interfaces	12
6	Roles, Authentication and Services.....	13
7	Physical Security.....	15
8	Operational Environment	16
9	Cryptographic Algorithms & Key Management.....	17
9.1	<i>Approved Cryptographic Algorithms.....</i>	<i>17</i>
9.2	<i>Allowed Cryptographic Algorithms.....</i>	<i>19</i>
9.3	<i>Non-Approved Cryptographic Algorithms.....</i>	<i>19</i>
9.4	<i>Cryptographic Key Management.....</i>	<i>20</i>
9.5	<i>Public Keys</i>	<i>21</i>
9.6	<i>Key Generation.....</i>	<i>21</i>
9.7	<i>Key Storage</i>	<i>21</i>
9.8	<i>Key Zeroization.....</i>	<i>21</i>
10	Self-tests.....	22
10.1	<i>Power-On Self-Tests</i>	<i>22</i>
10.2	<i>Conditional Self-Tests.....</i>	<i>22</i>
11	Mitigation of other Attacks.....	24
12	Guidance and Secure Operation	25
12.1	<i>Installation Instructions.....</i>	<i>25</i>
12.2	<i>Secure Operation.....</i>	<i>27</i>
12.2.1	<i>Initialization</i>	<i>27</i>
12.2.2	<i>Usage of AES OFB, CFB and CFB8</i>	<i>27</i>
12.2.3	<i>Usage of AES-GCM.....</i>	<i>27</i>
12.2.4	<i>Usage of Triple-DES.....</i>	<i>27</i>
12.2.5	<i>Usage of RSA and ECDSA.....</i>	<i>27</i>
13	References and Standards	29
14	Acronyms and Definitions.....	30



List of Tables

TABLE 1 - TESTED OPERATIONAL ENVIRONMENTS	6
TABLE 2 - VALIDATION LEVEL BY FIPS 140-2 SECTION.....	8
TABLE 3 - PORTS AND INTERFACES.....	12
TABLE 4 - APPROVED SERVICES, ROLES AND ACCESS RIGHTS	13
TABLE 5 - NON-APPROVED OR NON-SECURITY RELEVANT SERVICES	13
TABLE 6 - NON-SECURITY RELEVANT SERVICES	14
TABLE 7 - APPROVED ALGORITHMS AND CAVP CERTIFICATES	18
TABLE 8 - ALLOWED ALGORITHMS	19
TABLE 9 - NON-APPROVED ALGORITHMS	19
TABLE 10 - KEYS AND CSPS SUPPORTED.....	20
TABLE 11 - PUBLIC KEYS SUPPORTED.....	21
TABLE 12 - POWER-ON SELF-TESTS	22
TABLE 13 - CONDITIONAL SELF-TESTS	23
TABLE 14 - REFERENCES AND STANDARDS	29
TABLE 15 - ACRONYMS AND DEFINITIONS.....	31

List of Figures

FIGURE 1 – BLOCK DIAGRAM	9
FIGURE 2 – MODULE’S LOGICAL CRYPTOGRAPHIC BOUNDARY IN GUEST OS.....	10
FIGURE 3 – MODULE’S LOGICAL CRYPTOGRAPHIC BOUNDARY IN HYPERVISOR	11




1 INTRODUCTION

VMware’s BoringCrypto module (hereafter referred to as the “module”) is an open-source, general-purpose cryptographic library which provides FIPS 140-2 approved cryptographic algorithms to serve BoringSSL and other user-space applications. The validated version of the library is 6.0. For the purposes of the FIPS 140-2 validation, its embodiment type is defined as multi-chip standalone.

The cryptographic module was tested on the following operational environments on the general-purpose computer (GPC) platforms detailed below:

#	Operational Environment	Processor Family
1	VMware ESXi 8.0U3 on Dell PowerEdge R650	Intel® Xeon Gold 6330 with PAA
2	VMware ESXi 8.0U3 on Dell PowerEdge R650	Intel® Xeon Gold 6330 without PAA
3	Photon OS 3.0 on VMware ESXi 8.0 on Dell PowerEdge R650	Intel® Xeon Gold 6330 with PAA
4	Photon OS 3.0 on VMware ESXi 8.0 on Dell PowerEdge R650	Intel® Xeon Gold 6330 without PAA
5	Photon OS 4.0 on VMware ESXi 8.0 on Dell PowerEdge R650	Intel® Xeon Gold 6330 with PAA
6	Photon OS 4.0 on VMware ESXi 8.0 on Dell PowerEdge R650	Intel® Xeon Gold 6330 without PAA
7	Photon OS 5.0 on VMware ESXi 8.0 on Dell PowerEdge R650	Intel® Xeon Gold 6330 with PAA
8	Photon OS 5.0 on VMware ESXi 8.0 on Dell PowerEdge R650	Intel® Xeon Gold 6330 without PAA
9	Ubuntu 20.04 OS on Dell Precision 5550	Intel® Core I7 with PAA
10	Ubuntu 20.04 OS on Dell Precision 5550	Intel® Core I7 without PAA
11	Ubuntu 20.04 OS on VMware ESXi 8.0 on Dell PowerEdge R650	Intel® Xeon Gold 6330 with PAA
12	Ubuntu 20.04 OS on VMware ESXi 8.0 on Dell PowerEdge R650	Intel® Xeon Gold 6330 without PAA
13	Ubuntu 22.04 OS on VMware ESXi 8.0 on Dell PowerEdge R650	Intel® Xeon Gold 6330 with PAA
14	Ubuntu 22.04 OS on VMware ESXi 8.0 on Dell PowerEdge R650	Intel® Xeon Gold 6330 without PAA



15	Amazon Linux 2 OS on VMware ESXi 8.0 on Dell PowerEdge R650	Intel® Xeon Gold 6330 with PAA
16	Amazon Linux 2 OS on VMware ESXi 8.0 on Dell PowerEdge R650	Intel® Xeon Gold 6330 without PAA
17	Amazon Linux 2023 OS on VMware ESXi 8.0 on Dell PowerEdge R650	Intel® Xeon Gold 6330 with PAA
18	Amazon Linux 2023 OS on VMware ESXi 8.0 on Dell PowerEdge R650	Intel® Xeon Gold 6330 without PAA
19	RHEL 8.2 on VMware ESXi 8.0 on Dell PowerEdge R650	Intel® Xeon Gold 6330 with PAA
20	RHEL 8.2 on VMware ESXi 8.0 on Dell PowerEdge R650	Intel® Xeon Gold 6330 without PAA

Table 1 - Tested Operational Environments

Per IG G.5, Broadcom affirms that the module remains compliant with the FIPS 140-2 validation when operating on any general-purpose computer (GPC) provided that the GPC uses the specified single user operating system/mode specified on the validation certificate, or another compatible single user operating system and the module binary is unchanged. The CMVP allows vendor and user porting and re-compilation of a validated cryptographic module from the operational environment specified on the validation certificate to an operational environment which was not included as part of the validation testing as long as the porting rules are followed per the requirements outlined in FIPS 140-2 IG G.5 are met.

Broadcom affirms that the VMware's BoringCrypto Module runs in its configured, Approved mode of operation on the following binary compatible platforms executing VMware ESXi 6.7, ESXi 7.0, ESXi 8.0 or without ESXi with any of the below listed operating systems:

- Dell PowerEdge R650 with Intel Xeon Gold 6330 Processor running ESXi 7.0 or 8.0 with Photon OS 3.0, Photon OS 4.0, Photon OS 5.0, Ubuntu 18.04 OS, Ubuntu 20.04 OS, Ubuntu 22.04 OS, RHEL 8.2 (including 7, 8 and 9), CentOS, Amazon Linux 2, Amazon Linux 2023, or any other Linux Distributions
- Dell Precision 5550 with Intel Core i7 Processor running Ubuntu 22.04 OS
- Dell PowerEdge R740 with Intel Xeon Gold 6126 Processor or with Intel® Xeon Gold 6230R running ESXi 6.7 or 7.0 or 8.0 with Photon OS 5.0, Photon OS 4.0, Photon OS 3.0, Ubuntu 18.04, Ubuntu 20.04, Ubuntu 22.04, RHEL (including 7 and 8), CentOS, Amazon Linux 2, Amazon Linux 2023, SUSE OS or any other Linux Distributions
- Dell PowerEdge R640 with Intel Xeon Gold 5218 Processor running VMware SD-WAN OS 4.x or 5.x on VMware ESXi 7.0 or ESXi 8.0
- Dell PowerEdge R640 with Intel Xeon Gold 5218 Processor running Ubuntu 18.04 or 20.04 on ESXi 7.0 or ESXi 8.0
- VMware SD-WAN Edge 610, 620, 680 with Intel Atom C3308, C3558, or C3958 running SD-WAN OS 5.x
- VMware SD-WAN Edge 3810 with Intel Xeon D-2187NT running SD-WAN OS 5.x



- Dell PowerEdge R650, R530, R730, R740, R830, R840, R930, R940, FC640, T320, T430 with Intel Xeon Processor and R740 Gen 14 with Intel Xeon Gold, Silver, or Platinum series Processor
- HPE ProLiant Gen 10: DL 180, DL 360, DL 385, DL560 with Intel Xeon Processor and DL38P Gen8 with AMD Opteron Processor
- Cisco UCS Servers with Intel Xeon Processors, B200, B480, M5 B-Series Blade Servers; C125, C220, C480 M5 C-Series Blade Servers; B22 M-Series Blade Servers and, C24 M3-Series Rackmount Servers
- A general-purpose computer (GPC) that uses the specified single-user operating system/mode or another compatible single-user operating system.

CMVP makes no claims to the correct operation of the module or the minimum strength of generated keys when ported to an OE not listed on the validation certificate. No assurance of the minimum strength of generated keys.

In addition to its full AES software implementations, the VMware's BoringCrypto Module is capable of leveraging the AES-NI instruction set of supported Intel and AMD processors in order to accelerate AES calculations.

All cryptographic keys and CSPs are under the control of the OS, which protects its CSPs against unauthorized disclosure, modification, and substitution. The module only allows access to CSPs through its well-defined API.

The tested operating systems segregate user processes into separate process spaces. Each process space is logically separated from all other processes by the operating system software and hardware. The module functions entirely within the process space of the calling application, and implicitly satisfies the FIPS 140-2 requirement for a single-user mode of operation.



2 FIPS 140-2 SECURITY LEVELS

The following table lists the level of validation for each area in FIPS 140-2:

FIPS 140-2 Section Title	Validation Level
Cryptographic Module Specification	1
Cryptographic Module Ports and Interfaces	1
Roles, Services, and Authentication	1
Finite State Model	1
Physical Security	N/A
Operational Environment	1
Cryptographic Key Management	1
Electromagnetic Interference / Electromagnetic Compatibility	1
Self-Tests	1
Design Assurance	1
Mitigation of Other Attacks	N/A
Overall Level	1

Table 2 - Validation Level by FIPS 140-2 Section



3 CRYPTOGRAPHIC MODULE SPECIFICATION

3.1 Cryptographic Boundary

The module is a software library providing a C-language Application Program Interface (API) for use by other processes that require cryptographic functionality. All operations of the module occur via calls from host applications and their respective internal daemons/processes. As such, there are no untrusted services calling the services of the module.

The physical cryptographic boundary is the general-purpose computer on which the module is installed. The logical boundary of the module is a single object file named bcm.o, which is linked into the libcrypto.so shared library. The module performs no communications other than with the calling application (the process that invokes the module services) and the host operating system.

Figure 1 shows the logical relationship of the cryptographic module to the other software and hardware components of the computer:

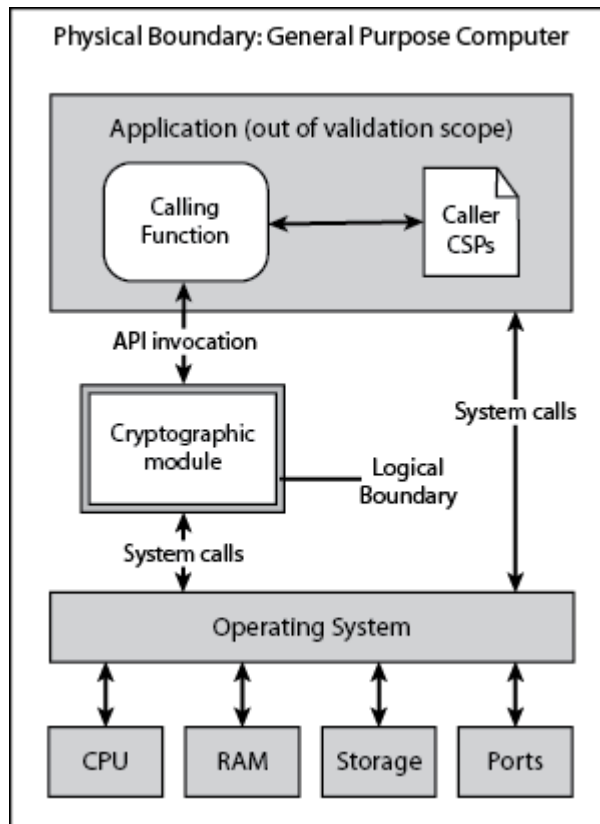



Figure 1 – Block Diagram



3.2 Logical Cryptographic Boundary within Virtual Environments

Figure 2 and Figure 3 depict the logical cryptographic boundary of the module within virtual environments. The module's logical boundary is a contiguous perimeter that surrounds all memory-mapped functionality provided by the module when loaded and stored in the host platform's memory.

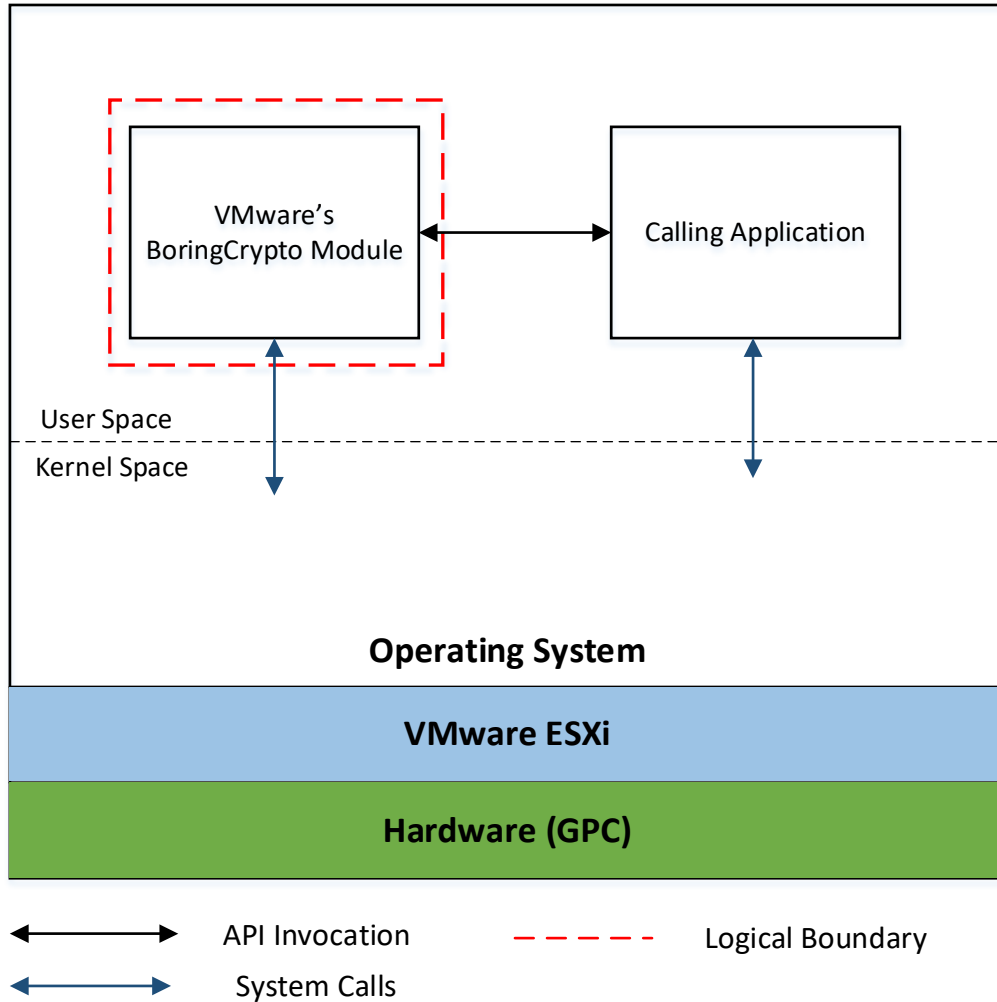



Figure 2 – Module's Logical Cryptographic Boundary in Guest OS



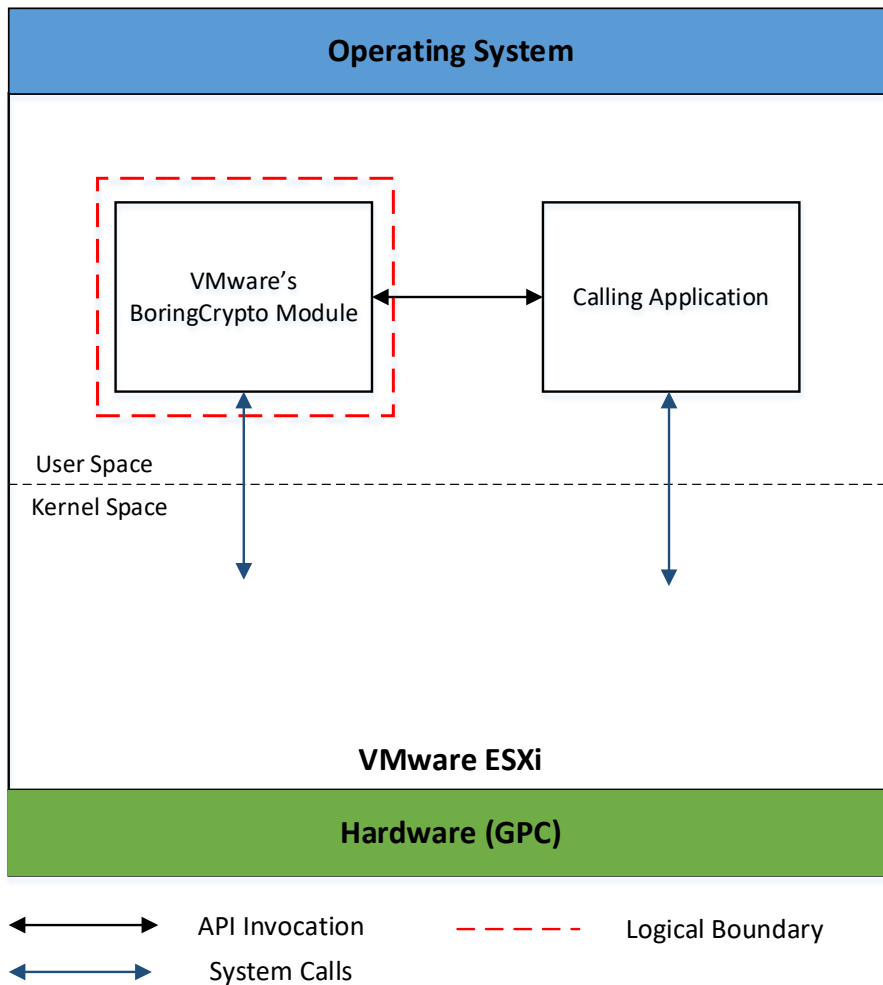


Figure 3 – Module's Logical Cryptographic Boundary in Hypervisor

4 MODES OF OPERATION

The module supports two modes of operation: Approved and Non-Approved. The module will be in FIPS-approved mode when all power up Self-Tests have completed successfully, and only Approved or allowed algorithms are invoked. See Table 7 for a list of the supported Approved algorithms and Table 8 for allowed algorithms. The non-Approved mode is entered when a non-Approved algorithm is invoked. See Table 9 for a list of non-Approved algorithms.



5 CRYPTOGRAPHIC MODULE PORTS AND INTERFACES

The Data Input interface consists of the input parameters of the API functions. The Data Output interface consists of the output parameters of the API functions. The Control Input interface consists of the actual API input parameters. The Status Output interface includes the return values of the API functions.

FIPS Interface	Physical Ports	Logical Interfaces
Data Input	Physical ports of the tested platforms	API input parameters
Data Output	Physical ports of the tested platforms	API output parameters and return Values
Control Input	Physical ports of the tested platforms	API input parameters
Status Output	Physical ports of the tested platforms	API return values
Power Input	Physical ports of the tested platforms	N/A

Table 3 - Ports and Interfaces

As a software module, control of the physical ports is outside the module scope. However, when the module is performing self-tests, or is in an error state, all output on the module's logical data output interfaces is inhibited.



6 ROLES, AUTHENTICATION AND SERVICES

The cryptographic module implements both User and Crypto Officer (CO) roles. The module does not support user authentication. The User and CO roles are implicitly assumed by the entity accessing services implemented by the module. A user is considered the owner of the thread that instantiates the module and, therefore, only one concurrent user is allowed.

The Approved services supported by the module and access rights within services accessible over the module's public interface are listed in the table below:

Service	Approved security functions	Keys and/or CSPs	Roles	Access rights to keys and/or CSPs
Module Initialization	N/A	N/A	CO	N/A
Symmetric encryption/decryption	AES, Triple-DES	AES, Triple-DES symmetric keys	User, CO	Execute
Keyed hashing	HMAC-SHA	HMAC key	User, CO	Execute
Hashing	SHS	None	User, CO	N/A
Random Bit Generation	CTR_DRBG	DRBG seed, internal state V and Key values	User, CO	Write/Execute
Signature generation/verification	CTR_DRBG RSA ECDSA	RSA, ECDSA private key	User, CO	Write/Execute
Key Transport	RSA	RSA private key	User, CO	Write/Execute
Key Agreement	KAS ECC	EC DH private key	User, CO	Write/Execute
Key Generation	CTR_DRBG RSA ECDSA	RSA, ECDSA private key	User, CO	Write/Execute
On-Demand Self-test	N/A	N/A	User, CO	Execute
Zeroization	N/A	All keys	User, CO	Write/Execute
Show status	N/A	N/A	User, CO	N/A

Table 4 - Approved Services, Roles and Access Rights

The module provides the following non-Approved services which utilize algorithms listed in Table 9:

Service	Non-Approved Functions	Roles	Keys and/or CSPs
Symmetric encryption/decryption	AES (non-compliant), DES, Triple-DES (non-compliant)	User, CO	N/A
Hashing	MD4, MD5, POLYVAL, GHASH	User, CO	N/A
Signature generation/verification	RSA (non-compliant) ECDSA (non-compliant)	User, CO	N/A
Key Transport	RSA (non-compliant)	User, CO	N/A
Key Generation	RSA (non-compliant) ECDSA (non-compliant)	User, CO	N/A


Table 5 - Non-Approved or non-security relevant services



The module also provides the following non-Approved or non-security relevant services over a non- public interface:

Service	Approved Security Functions	Roles	Access rights to keys and/or CSPs
Large integer operations	None	User, CO	N/A
Disable automatic generation of CTR_DRBG "additional_input" parameter	CTR_DRBG	User, CO	N/A
Wegman-Carter hashing with POLYVAL	None	User, CO	N/A

Table 6 - Non-Security Relevant Services




7 PHYSICAL SECURITY

The cryptographic module is comprised of software only and thus does not claim any physical security.



8 OPERATIONAL ENVIRONMENT

The module runs on a GPC or Server running one of the operating systems specified in Table 1. Each approved operating system manages processes and threads in a logically separated manner. The module's user is considered the owner of the calling application that instantiates the module.



9 CRYPTOGRAPHIC ALGORITHMS & KEY MANAGEMENT

9.1 Approved Cryptographic Algorithms

The module implements the following FIPS 140-2 Approved algorithms:

CAVP Cert #	Algorithm	Standard	Mode/Method/Size	Use
A4970	AES	FIPS 197 SP 800-38A	128, 192, 256 CBC, ECB, CTR	Encryption, Decryption
	AES	SP 800-38C	128 CCM	Authenticated Encryption, Authenticated Decryption
	AES	SP 800-38D	128, 192, 256 GCM/GMAC	Authenticated Encryption, Authenticated Decryption
	KTS	SP 800-38F	128, 192, 256 KW, KWP	Key Wrapping, Key Unwrapping
	CVL	SP 800-135rev1	TLS 1.0/1.1 and 1.2 KDF ¹	Key Derivation
	DRBG	SP 800-90Arev1	AES-256 CTR_DRBG	Random Bit Generation
	ECDSA	FIPS 186-4	Signature Generation Component, Key Pair Generation, Signature Generation, Signature Verification, Public Key Validation P-224, P-256, P-384, P- 521	Digital Signature Services
	HMAC	FIPS 198-1	HMAC-SHA-1, HMAC- SHA2-224, HMAC-SHA2- 256, HMAC-SHA2-384, HMAC-SHA2-512	Generation, Authentication
	RSA	FIPS 186-4	Key Generation ² , Signature Generation, Signature Verification (1024, 2048, 3072, 4096- bit) ³	Digital Signature Services
	SHS	FIPS 180-4	SHA-1, SHA2-224, SHA2- 256, SHA2-384, SHA2-512 and SHA2- 512/256	Digital Signature Generation, Digital Signature Verification, non-Digital Signature Applications



CAVP Cert #	Algorithm	Standard	Mode/Method/Size	Use
	Triple-DES	SP 800-67 SP 800-38A	Three Key TCBC, TECB (provides 112 bits of security strength)	Encryption ⁴ , Decryption
	KAS-SSC	SP 800-56rev3	EC Diffie-Hellman P-224, P-256, P-384 and P-521 Diffie-Hellman FB, FC	Key Agreement Scheme Shared Secret Computation (KAS-SSC) per SP 800-56Arev3
	KAS	SP 800-56rev3 SP 800-135rev1	EC Diffie-Hellman P-224, P-256, P-384 and P-521 Diffie-Hellman FB, FC with TLS 1.0/1.1 or 1.2 KDF	Key Agreement Scheme per SP 800-56Arev3 with Key Derivation per SP 800-135

Table 7 - Approved Algorithms and CAVP Certificates


¹ The module supports FIPS 140-2 approved/allowed cryptographic algorithms for TLS 1.0, 1.1 and 1.2.

² SHA-1 shall only be utilized for digital signature and general hashing operations.

³ 1024 Key Size is only used for Signature Verification

⁴ After December 31st, 2023, three-key TDEA is disallowed for encryption unless specifically allowed by other NIST guidance. Decryption using three-key TDEA is allowed for legacy use

⁵ RSA key wrapping is allowed when the key establishment methodology provides between 112 and 256 bits of encryption strength. However, it is considered non-compliant when it provides less than 112 bits of encryption strength



9.2 Allowed Cryptographic Algorithms

The module supports the following non-FIPS 140-2 Approved but allowed algorithms that may be used in the Approved mode of operation:

Algorithm	Use
RSA Key Transport	Key establishment methodology using PKCS#1-v1.5 per section 8.1 of RFC 2313 provides between 112 and 256 bits of encryption strength
MD5 (no security claim)	When used with the TLS protocol version 1.0 and 1.1


Table 8 - Allowed Algorithms

9.3 Non-Approved Cryptographic Algorithms

The module employs the methods listed in Table 9, which are not allowed for use in a FIPS-Approved mode. Their use will result in the module operating in a non-Approved mode.

MD5, MD4	DES
AES-GCM (non-compliant)	AES (non-compliant)
ECDSA (non-compliant)	RSA (non-compliant)
POLYVAL	Triple-DES (non-compliant)
GHASH (non-compliant)	

Table 9 - Non-Approved Algorithms



9.4 Cryptographic Key Management

The table below provides a complete list of Private Keys and CSPs used by the module:

Key/CSP Name	Key Description	Generated/ Input	Output
AES Key	AES (128/192/256) encrypt / decrypt key	Input via API in plaintext	Output via API in plaintext
AES-GCM Key	AES (128/192/256) encrypt / decrypt / generate / verify key	Input via API in plaintext	Output via API in plaintext
AES Wrapping Key	AES (128/192/256) key wrapping key	Input via API in plaintext	Output via API in plaintext
Triple-DES Key	Triple-DES (3-Key) encrypt / decrypt key	Input via API in plaintext	Output via API in plaintext
ECDSA Signing Key	ECDSA (P-224/P-256/P-384/P-521) signature generation key	Internally Generated or input via API in plaintext	Output via API in plaintext
EC DH Private Key	EC DH (P-224/P-256/P-384/P-521) private key	Internally Generated or input via API in plaintext	Output via API in plaintext
HMAC Key	Keyed hash key (160/224/256/384/512)	Input via API in plaintext	Output via API in plaintext
RSA Key (Key Transport)	RSA (2048 to 16384 bits) key decryption (private key transport) key	Internally Generated or input via API in plaintext	Output via API in plaintext
RSA Signature Generation Key	RSA (2048 to 16384 bits) signature generation key	Internally Generated or input via API in plaintext	Output via API in plaintext
TLS Pre-Master Secret	Shared Secret; 48 bytes of pseudo-random data	Internally Generated	Output via API in plaintext
TLS Master Secret	Shared Secret; 48 bytes of pseudo-random data	Internally Derived via key derivation function defined in SP 800-135 KDF (TLS).	Output via API in plaintext
CTR_DRBG V (Seed)	128 bits	Internally Generated	Does not exit the module
CTR_DRBG Key	256 bits	Internally Generated	Does not exit the module
CTR_DRBG Entropy Input	384 bits	Input via API in plaintext	Does not exit the module

Table 10 - Keys and CSPs supported



9.5 Public Keys

The table below provides a complete list of the Public keys used by the module:

Public Key Name	Key Description
ECDSA Verification Key	ECDSA (P-224/P-256/P-384/P-521) signature verification key
EC DH Public Key	EC DH (P-224/P-256/P-384/P-521) public key
RSA Key (Key Transport)	RSA (2048 to 16384 bits) key encryption (public key transport) key
RSA Signature Verification Key	RSA (1024 to 16384 bits) signature verification public key

Table 11 - Public keys supported

9.6 Key Generation

The module supports generation of ECDSA, EC Diffie-Hellman, and RSA key pairs as specified in Section 5 of NIST SP 800-133. The module employs a NIST SP 800-90A random bit generator for creation of the seed for asymmetric key generation. The module receives entropy passively, and a minimum of 112 bits of entropy must be supplied.

The output data path is provided by the data interfaces and is logically disconnected from processes performing key generation or zeroization. No key information will be output through the data output interface when the module zeroizes keys.

9.7 Key Storage

The cryptographic module does not perform persistent storage of keys. Keys and CSPs are passed to the module by the calling application. The keys and CSPs are stored in memory in plaintext. Keys and CSPs residing in internally allocated data structures (during the lifetime of an API call) can only be accessed using the module defined API. The operating system protects memory and process space from unauthorized access.

9.8 Key Zeroization

The module is passed keys as part of a function call from a calling application and does not store keys persistently. The calling application is responsible for parameters passed in and out of the module. The Operating System and the calling application are responsible to clean up temporary or ephemeral keys.

All CSPs can be zeroized by power cycling or by rebooting the host test platform.



10 SELF-TESTS

FIPS 140-2 requires the module to perform self-tests to ensure the integrity of the module and the correctness of the cryptographic functionality at start up. Some functions require conditional tests during normal operation of the module. The supported tests are listed and described in this section.

10.1 Power-On Self-Tests

Power-on self-tests are run upon the initialization of the module and do not require operator intervention to run. If any of the tests fail, the module will not initialize. The module will enter an error state and no services can be accessed.

The module implements the following power-on self-tests:


Type	Test
Integrity Test	HMAC-SHA-256
Known Answer Test	AES KAT (encryption and decryption. Key size: 128-bits)
	AES-GCM KAT (encryption and decryption. Key size: 128-bits)
	Triple-DES KAT (encryption and decryption. Key size: 168-bits)
	ECDSA KAT (signature generation/signature verification. Curve: P-256)
	HMAC KAT (HMAC-SHA-1, HMAC-SHA-512)
	SP 800-90A CTR_DRBG KAT (Key size: 256-bits)
	RSA KAT (signature generation/signature verification and encryption/decryption. Key size: 2048-bit)
	TLS v1.2 KDF KAT
	Primitive "Z" Computation KAT
	KAS-ECC KAT (Curve P-256)
	KAS-FFC KAT (2048-bit)
SHA KAT (SHA-1, SHA-256, SHA-512)	

Table 12 - Power-on Self-tests

By default, all power up self-tests are executed at module initialization. The module can be configured to only run the integrity test on subsequent instantiations by setting the environmental variable BORINGSSL_FIPS_SELF_TEST_FLAG_FILE, as allowed by FIPS 140-2 IG 9.11. If configured, after the self-tests have passed, the module creates a temporary file named after the module's HMAC-SHA-256 integrity value (this value does not persist across power cycles). This file is checked for existence whenever subsequent instantiations of the module are initialized. If it exists, only the integrity test is run. If the environmental variable is not set, the file does not exist, or the file cannot be accessed for any reason, the entire set of power-on self-tests (KATs and integrity test) are run. The power-on self-tests must be passed before a User/Crypto Officer can perform services. The Power-on self-tests can be run on demand by power-cycling the host platform.

10.2 Conditional Self-Tests


Conditional self-tests are run during operation of the module. If any of these tests fail, the module will enter an error state, where no services can be accessed by the operators. The module can be re-initialized to clear the error and resume FIPS mode of operation. Each module performs the following conditional self-tests:



Type	Test
Pair-wise Consistency Test	ECDSA Key Pair generation RSA Key Pair generation
DRBG Health Tests	Performed on DRBG, per SP 800-90A Section 11.3. Required per IG C.1. Also includes a continuous test.

Table 13 - Conditional Self-tests

Pairwise consistency tests are performed for both possible modes of use, e.g. Sign/Verify and Encrypt/Decrypt.



11 MITIGATION OF OTHER ATTACKS

The module is not designed to mitigate against attacks which are outside of the scope of FIPS 140-2.



12 GUIDANCE AND SECURE OPERATION

12.1 Installation Instructions

The following steps shall be performed to build, compile and statically link the VMware's BoringCrypto module v6.0 to BoringSSL on the tested Operational Environments.

The below tools are required in order to build and compile the module:

- Clang compiler version 12.0.0 (<http://releases.lvm.org/download.html>)
- Go programming language version 1.16.5 (<https://golang.org/dl/>)
- Ninja build system version 1.10.2 (<https://github.com/ninja-build/ninja/releases>)
- Cmake version 3.20.1 (<https://cmake.org/download/>)

Once the above tools have been obtained, issue the following command to create a CMake toolchain file to specify the use of Clang:

- ```
printf "set(CMAKE_C_COMPILER \"clang\")\nset(CMAKE_CXX_COMPILER \"clang++\")\n" >
${HOME}/toolchain
```

The FIPS 140-2 validated release of the module can be obtained by downloading the tarball containing the source code at the following location:

<https://commondatastorage.googleapis.com/chromium-boringssl-fips/boringssl-853ca1ea1168dff08011e5d42d94609cc0ca2e27.tar.xz>

or by issuing the following command:

```
wget https://commondatastorage.googleapis.com/chromium-boringssl-fips/boringssl-853ca1ea1168dff08011e5d42d94609cc0ca2e27.tar.xz
```

The set of files specified in the archive constitutes the complete set of source files of the validated module. There shall be no additions, deletions, or alterations of this set as used during module build.

The downloaded tarball file can be verified using the below SHA-256 digest value:

```
a4d069ccef6f3c7bc0c68de82b91414f05cb817494cd1ab483dcf3368883c7c2
```

By issuing the following command:

- ```
sha256sum boringssl-853ca1ea1168dff08011e5d42d94609cc0ca2e27.tar.xz
```

After the tarball has been extracted, the following commands will compile the module:

1.

```
cd boringssl
```
2.

```
mkdir build && cd build && cmake -GNinja -DCMAKE_TOOLCHAIN_FILE=${HOME}/toolchain -DFIPS=1 -DCMAKE_BUILD_TYPE=Release ..
```
3.

```
ninja
```

Upon completion of the build process the compilation can be validated by running the following command and observing that no tests fail:

- ```
./crypto/crypto_test
```



The module's status can be verified by issuing:

- `./tool/bssl isfips`

The module will print "1" if it is in a FIPS 140-2 validated mode of operation.



## 12.2 Secure Operation

### 12.2.1 Initialization

The cryptographic module is initialized by loading the module before any cryptographic functionality is available. In User Space the operating system is responsible for the initialization process and loading of the library. The module is designed with a default entry point (DEP) which ensures that the power-up tests are initiated automatically when the module is loaded.

### 12.2.2 Usage of AES OFB, CFB and CFB8

In approved mode, users of the module must not utilize AES OFB, CFB and CFB8.

### 12.2.3 Usage of AES-GCM

In the case of AES-GCM, the IV generation method is user selectable based on API parameters and the value can be computed in more than one manner.

AES GCM encryption and decryption are used in the context of the TLS protocol version 1.2 (compliant to Scenario 1 in FIPS 140-2 A.5). The module is compliant with NIST SP 800-52 and the mechanism for IV generation is compliant with RFC 5288. The module ensures that it is strictly increasing and thus cannot repeat. When the IV exhausts the maximum number of possible values for a given session key, the first party (client or server) to encounter this condition may either trigger a handshake to establish a new encryption key in accordance with RFC 5246 or fail. In either case, the module prevents and IV duplication and thus enforces the security property.

The module's IV is generated internally by the module's Approved DRBG, which is internal to the module's boundary. The IV is 96-bits in length per NIST SP 800-38D, Section 8.2.2 and FIPS 140-2 IG A.5 scenario 2.

The selection of the IV construction method is the responsibility of the user of this cryptographic module. In approved mode, users of the module must not utilize GCM with an externally generated IV.

Per IG A.5, in the event module power is lost and restored the consuming application must ensure that any of its AES-GCM keys used for encryption or decryption are re-distributed.

### 12.2.4 Usage of Triple-DES

In accordance with CMVP IG A.13, when operating in a FIPS approved mode of operation, the same Triple-DES key shall not be used to encrypt more than  $2^{20}$  or  $2^{16}$  64-bit data blocks.

The TLS protocol governs the generation of the respective Triple-DES keys. Please refer to IETF RFC 5246 (TLS) for details relevant to the generation of the individual Triple-DES encryption keys. The user is responsible for ensuring that the module limits the number of encrypted blocks with the same key to no more than 220 when utilized as part of a recognized IETF protocol.

For all other uses of Triple-DES, the user is responsible for ensuring that the module limits the number of encrypted blocks with the same key to no more than  $2^{16}$ .

### 12.2.5 Usage of RSA and ECDSA

The module allows the use of 1024 bit RSA keys for legacy purposes including signature generation, which is disallowed in FIPS Approved mode as per NIST SP 800-131A. Therefore, the cryptographic




operations with the non-approved key sizes will result in the module operating in Non-Approved mode implicitly.

The elliptic curves utilized shall be the validated NIST-recommended curves and shall provide a minimum of 112 bits of encryption strength.

SHA-1 shall only be utilized for digital signature verification and non-digital signature applications per NIST SP 800-131Ar2.

Non-approved cryptographic algorithms shall not share the same key or CSP as an approved algorithm. As such approved algorithms shall not use the keys generated by the module's Non-Approved key generation methods or the converse.



# 13 REFERENCES AND STANDARDS

The following Standards are referred to in this Security Policy:


| Abbreviation  | Full Specification Name                                                                                |
|---------------|--------------------------------------------------------------------------------------------------------|
| FIPS 140-2    | Security Requirements for Cryptographic modules                                                        |
| FIPS 180-4    | Secure Hash Standard (SHS)                                                                             |
| FIPS 186-4    | Digital Signature Standard (DSS)                                                                       |
| FIPS 197      | Advanced Encryption Standard                                                                           |
| FIPS 198-1    | The Keyed-Hash Message Authentication Code (HMAC)                                                      |
| IG            | Implementation Guidance for FIPS PUB 140-2 and the Cryptographic Module Validation Program             |
| SP 800-38A    | Recommendation for Block Cipher Modes of Operation: Three Variants of Ciphertext Stealing for CBC Mode |
| SP 800-38D    | Recommendation for Block Cipher Modes of Operation: Galois/Counter Mode (GCM) and GMAC                 |
| SP 800-38F    | Recommendation for Block Cipher Modes of Operation: Methods for Key Wrapping                           |
| SP 800-56Ar3  | Recommendation for Pair-Wise Key Establishment Schemes Using Discrete Logarithm Cryptography           |
| SP 800-67     | Recommendation for the Triple Data Encryption Algorithm (TDEA) Block Cipher                            |
| SP 800-90A    | Recommendation for Random Number Generation Using Deterministic Random Bit Generators                  |
| SP 800-131Ar2 | Transitioning the Use of Cryptographic Algorithms and Key Lengths                                      |
| SP 800-133    | Recommendation for Cryptographic Key Generation                                                        |
| SP 800-135    | Recommendation for Existing Application-Specific Key Derivation Functions                              |

Table 14 - References and Standards



## 14 ACRONYMS AND DEFINITIONS

| Acronym | Definition                                 |
|---------|--------------------------------------------|
| ADB     | Android Debug Bridge                       |
| AES     | Advanced Encryption Standard               |
| API     | Application Programming Interface          |
| CAVP    | Cryptographic Algorithm Validation Program |
| CBC     | Cipher-Block Chaining                      |
| CCCS    | Canadian Centre for Cyber Security         |
| CFB     | Cipher Feedback                            |
| CKG     | Cooperative Key Generation                 |
| CMVP    | Crypto Module Validation Program           |
| CO      | Cryptographic Officer                      |
| CPU     | Central Processing Unit                    |
| CRNGT   | Continuous Random Number Generator Test    |
| CSP     | Critical Security Parameter                |
| CTR     | Counter-mode                               |
| CVL     | Component Validation List                  |
| DEP     | Default Entry Point                        |
| DES     | Data Encryption Standard                   |
| DH      | Diffie-Hellman                             |
| DRBG    | Deterministic Random Bit Generator         |
| DSS     | Digital Signature Standard                 |
| EC      | Elliptic Curve                             |
| ECB     | Electronic Code Book                       |
| ECC     | Elliptic Curve Cryptography                |
| EC DH   | Elliptic Curve Diffie-Hellman              |
| ECDSA   | Elliptic Curve Digital Signature Authority |
| EMC     | Electromagnetic Compatibility              |
| EMI     | Electromagnetic Interference               |
| FCC     | Federal Communications Commission          |
| FIPS    | Federal Information Processing Standards   |
| GCM     | Galois/Counter Mode                        |
| GMAC    | Galois Message Authentication Code         |
| GPC     | General Purpose Computer                   |
| GPOS    | General Purpose Operating System           |
| HMAC    | Key-Hashed Message Authentication Code     |
| IETF    | Internet Engineering Task Force            |
| IG      | Implementation Guidance                    |
| IV      | Initialization Vector                      |
| KAS     | Key Agreement Scheme                       |



|            |                                                |
|------------|------------------------------------------------|
| KAT        | Known Answer Test                              |
| KDF        | Key Derivation Function                        |
| KTS        | Key Transport Scheme                           |
| KW         | Key Wrap                                       |
| KWP        | Key Wrap with Padding                          |
| LLC        | Limited Liability Company                      |
| MAC        | Message Authentication Code                    |
| MD4        | Message Digest algorithm MD4                   |
| MD5        | Message Digest algorithm MD5                   |
| N/A        | Not-Applicable                                 |
| NIST       | National Institute of Standards and Technology |
| NDRNG      | Non-Deterministic Random Number Generator      |
| NVLAP      | National Voluntary Lab Accreditation Program   |
| OFB        | Output Feedback                                |
| PAA        | Processor Algorithm Accelerator                |
| RAM        | Random Access Memory                           |
| RFC        | Request For Comment                            |
| RSA        | Rivest Shamir Adleman                          |
| SHA        | Secure Hash Algorithm                          |
| SHS        | Secure Hash Standard                           |
| SP         | Special Publication                            |
| SSL        | Secure Socket Layer                            |
| TCBC       | Triple-DES Cipher-Block Chaining               |
| TDEA       | Triple Data Encryption Algorithm               |
| TECB       | Triple-DES Electronic Code Book                |
| TLS        | Transport Layer Security                       |
| Triple-DES | Triple Data Encryption Standard                |

Table 15 - Acronyms and Definitions

