



# Certification Report

Koji Nishigaki, Chairman  
Information-technology Promotion Agency, Japan

## Target of Evaluation

Application date/ID	2008-01-23 (ITC-8193)
Certification No.	C0186
Sponsor	Canon Inc.
Name of TOE	Canon MFP Security Chip
Version of TOE	1.50
PP Conformance	None
Conformed Claim	EAL3
Developer	Canon Inc.
Evaluation Facility	Information Technology Security Center Evaluation Department

This is to report that the evaluation result for the above TOE is certified as follows.

2008-09-24

Hideji Suzuki, Technical Manager  
Information Security Certification Office  
IT Security Center

**Evaluation Criteria, etc.:** This TOE is evaluated in accordance with the following criteria prescribed in the "IT Security Evaluation and Certification Scheme".

- Common Criteria for Information Technology Security Evaluation Version 2.3 (ISO/IEC 15408:2005)
- Common Methodology for Information Technology Security Evaluation Version 2.3 (ISO/IEC 18045:2005)

## Evaluation Result: Pass

"Canon MFP Security Chip Version 1.50" has been evaluated in accordance with the provision of the "IT Security Certification Procedure" by Information-technology Promotion Agency, Japan, and has met the specified assurance requirements.

**Notice:**

**This document is the English translation version of the Certification Report published by the Certification Body of Japan Information Technology Security Evaluation and Certification Scheme.**

## **Table of Contents**

---

1. Executive Summary .....	1
1.1 Introduction .....	1
1.2 Evaluated Product .....	1
1.2.1 Name of Product .....	1
1.2.2 Product Overview .....	1
1.2.3 Scope of TOE and Overview of Operation.....	1
1.2.4 TOE Functionality.....	4
1.3 Conduct of Evaluation.....	4
1.4 Certification .....	4
1.5 Overview of Report .....	5
1.5.1 PP Conformance.....	5
1.5.2 EAL .....	5
1.5.3 SOF .....	5
1.5.4 Security Functions.....	5
1.5.5 Threat.....	6
1.5.6 Organisational Security Policy .....	6
1.5.7 Configuration Requirements .....	6
1.5.8 Assumptions for Operational Environment .....	7
1.5.9 Documents Attached to Product .....	7
2. Conduct and Results of Evaluation by Evaluation Facility.....	8
2.1 Evaluation Methods .....	8
2.2 Overview of Evaluation Conducted .....	8
2.3 Product Testing .....	8
2.3.1 Developer Testing.....	8
2.3.2 Evaluator Testing.....	10
2.4 Evaluation Result .....	11
3. Conduct of Certification .....	12
4. Conclusion.....	13
4.1 Certification Result.....	13
4.2 Recommendations.....	13
5. Glossary .....	14
6. Bibliography .....	16

## 1. Executive Summary

### 1.1 Introduction

This Certification Report describes the content of certification result in relation to IT Security Evaluation of " Canon MFP Security Chip Version 1.50" (hereinafter referred to as "the TOE") conducted by Information Technology Security Center, Evaluation Department (hereinafter referred to as "Evaluation Facility"), and it reports to the sponsor, Canon Inc.

The reader of the Certification Report is advised to read the corresponding ST and manuals (please refer to "1.5.9 Documents Attached to Product" for further details) attached to the TOE together with this report. The assumed environment, corresponding security objectives, security functional and assurance requirements needed for its implementation and their summary specifications are specifically described in ST. The operational conditions and functional specifications are also described in the document attached to the TOE.

Note that the Certification Report presents the certification result based on assurance requirements conformed to the TOE, and does not certify individual IT product itself.

**Note:** In this Certification Report, IT Security Evaluation Criteria and IT Security Evaluation Method prescribed by IT Security Evaluation and Certification Scheme are named CC and CEM, respectively.

### 1.2 Evaluated Product

#### 1.2.1 Name of Product

The target product by this Certificate is as follows:

**Name of Product:** Canon MFP Security Chip  
**Version:** 1.50  
**Developer:** Canon Inc.

#### 1.2.2 Product Overview

The TOE is the Canon MFP Security Chip, which is provided to users as a TOE-mounted HDD Data Encryption Kit. With this TOE, the built-in hard drives of Canon's multifunction products and printers can be protected from confidential information leaks through theft of the hard drive with no trade-off in extensibility, versatility, convenience or performance.

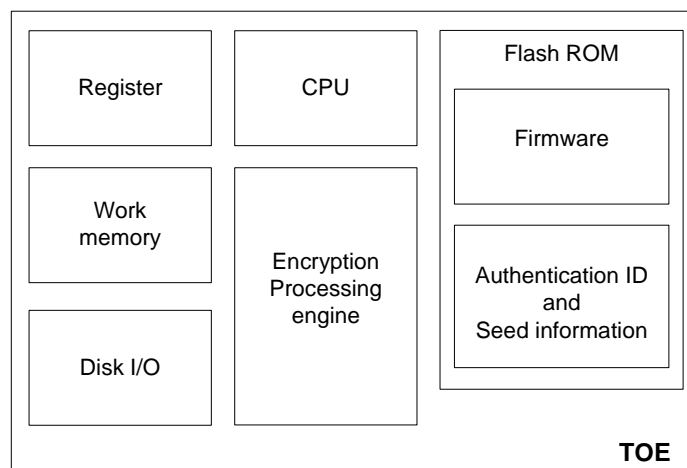
The TOE offers the following security functions for hard drive data protection.

- HDD Data Encryption
- Cryptographic Key Management
- Device Identification and Authentication

#### 1.2.3 Scope of TOE and Overview of Operation

##### 1.2.3.1 TOE Scope

The TOE is the entire Canon MFP Security Chip, as depicted in Figure 1-1.



**Figure 1-1: TOE physical composition**

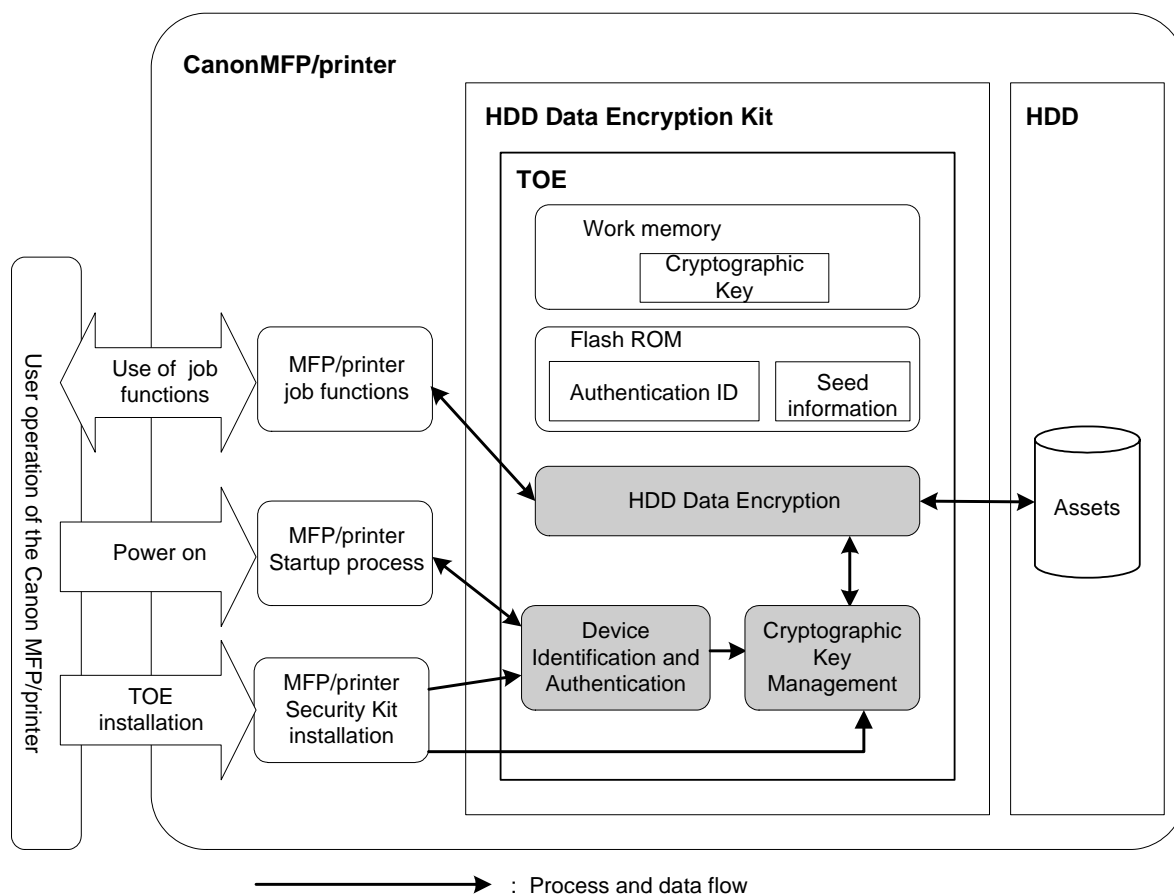
Table 1-1 describes the roles of the components composing the TOE.

**Table 1-1: Roles of TOE components**

<b>Name</b>	<b>Role</b>
Register	Temporarily stores program instructions and computation results.
Work memory	Stores data and programs.
CPU	Executes programs stored in memory.
Program memory	Stores firmware that controls the TOE.
Disk I/O	An interface that processes I/O requests to the TOE.
Encryption processing engine	Encrypts and decrypts data.

### 1.2.3.2 TOE Operational Overview

Figure 1-2 shows the logical configuration of the TOE.



**Figure 1-2: TOE operational overview**

As depicted in Figure 1-2, users use the TOE through operation of the Canon MFP/printer.

- (1) By installing the TOE into the Canon MFP/printer, the Canon MFP/printer can register in Flash ROM, the seed information for use by the Cryptographic Key Management function and an authentication ID for use by the Device Identification and Authentication function, thanks to the Canon MFP/printer installation process.

The term "registered device" will be used hereafter to refer to a Canon MFP/printer that is registered by the Canon MFP/printer installation process as the original host of the TOE.

Of note, an authentication ID contains identification information about the Canon MFP/printer having the HDD Data Encryption Kit for which it has been issued.

- (2) Once the user powers on the Canon MFP/printer, the TOE can confirm whether the Canon MFP/printer it is using is the "registered device", thanks to the Device Identification and Authentication function. If the Canon MFP/printer being used is confirmed as the "registered device", the TOE generates a cryptographic key in work memory to be used by the HDD Data Encryption function, using the Cryptographic Key Management function.
- (3) When the user uses the Canon MFP/printer's job functions, such as copying and printing, the TOE can encrypt and decrypt data writes and reads to/from the HDD, thanks to the HDD Data Encryption function.

#### 1.2.4 TOE Functionality

The TOE has the following security functions.

- Allowing the TOE to operate only in the Canon MFP/printer in which the TOE was installed first
- Encrypting input data and writing encrypted data to the HDD in response to HDD write commands
- Reading data from the HDD and decrypting it in response to HDD read commands

#### 1.3 Conduct of Evaluation

Based on the IT Security Evaluation/Certification Program operated by the Certification Body, TOE functionality and its assurance requirements are being evaluated by evaluation facility in accordance with those publicized documents such as "IT Security Evaluation and Certification Scheme"[2], "IT Security Certification Procedure"[3] and "Evaluation Facility Approval Procedure"[4].

Scope of the evaluation is as follow.

- Security design of the TOE shall be adequate;
- Security functions of the TOE shall be satisfied with security functional requirements described in the security design;
- This TOE shall be developed in accordance with the basic security design;
- Above mentioned three items shall be evaluated in accordance with the CC Part 3 and CEM.

More specific, the evaluation facility examined "Canon MFP Security Chip Security Target" as the basis design of security functions for the TOE (hereinafter referred to as "the ST")[1], the evaluation deliverables in relation to development of the TOE and the development, manufacturing and shipping sites of the TOE. The evaluation facility evaluated if the TOE is satisfied both Annex B of CC Part 1 (either of [5], [8] or [11]) and Functional Requirements of CC Part 2 (either of [6], [9] or [12]) and also evaluated if the development, manufacturing and shipping environments for the TOE is also satisfied with Assurance Requirements of CC Part 3 (either of [7], [10] or [13]) as its rationale. Such evaluation procedure and its result are presented in "Canon Inc. Canon MFP Security Chip Evaluation Technical Report" (hereinafter referred to as "the Evaluation Technical Report") [17]. Further, evaluation methodology should comply with the CEM (either of [14], [15] or [16]).

#### 1.4 Certification

The Certification Body verifies the Evaluation Technical Report and Observation Report prepared by the evaluation facility and evaluation evidence materials, and confirmed that the TOE evaluation is conducted in accordance with the prescribed procedure. Certification review is also prepared for those concerns found in the certification process. Evaluation is completed with the Evaluation Technical Report dated 2008-09 submitted by the evaluation facility and those problems pointed out by the Certification Body are fully resolved and confirmed that the TOE evaluation is appropriately conducted in accordance with CC and CEM. The Certification Body prepared this Certification Report based on the Evaluation Technical Report submitted by the evaluation facility and concluded fully certification activities.

## 1.5 Overview of Report

### 1.5.1 PP Conformance

There is no PP to comply with.

### 1.5.2 EAL

Evaluation Assurance Level of TOE defined by this ST is EAL3 conformance.

### 1.5.3 SOF

This ST claims a minimum strength of function level of "SOF-basic". This claim is appropriate, because the attack potential of an attacker anticipated in the operational environment for the TOE is defined to be low.

### 1.5.4 Security Functions

The security functions of the TOE are described below.

#### - HDD Data Encryption

The TOE performs the following cryptographic operations.

- > Encryption of data writes to the HDD
- > Decryption of data reads from the HDD

The cryptographic keys and the cryptographic algorithm used for these cryptographic operations are as follows.

- > Cryptographic keys of "256 bits" length
- > The "AES algorithm" that meets FIPS PUB 197

#### - Cryptographic Key Management

The TOE generates cryptographic keys for use by the HDD Data Encryption function according to the following specifications:

- > The algorithm used for cryptographic key generation is a "FIPS186-2-compliant cryptographic key generation algorithm".
- > The generated cryptographic key has a length of "256 bits".

Cryptographic key management is conducted as follows:

- > Upon startup, the TOE reads the seed information stored in Flash ROM and generates a cryptographic key.
- > The TOE stores the generated cryptographic key in work memory.

The Flash ROM where the seed information is stored cannot be accessed from outside the TOE. Also, the cryptographic key is stored in volatile work memory and hence disappears upon power-off of the Canon MFP/printer.

#### - Device Identification and Authentication

Upon startup, the TOE confirms that it is connected to the "registered device" using the authentication ID. To prevent reuse of authentication data related to the authentication mechanism employed for registered device authentication, a standard challenge-and-response authentication scheme is used: a pseudo-random number is generated as a challenge every time the TOE is activated.



**[Authentication ID registration]**

At the time of installation of the HDD Data Encryption Kit, the TOE receives an authentication ID from the Canon MFP/printer and saves it to the Flash ROM on the HDD Data Encryption Kit.

**[Identification and authentication procedure]**

Upon startup, the TOE generates a pseudo-random number and passes it to the Canon MFP/printer as a challenge code. The Canon MFP/printer then calculates the response based on the authentication ID and the challenge and passes it to the TOE. The TOE performs the same calculation to verify the response.

If the TOE cannot confirm that it is connected to the "registered device", the TOE prohibits HDD access.

## 1.5.5 Threat

This TOE assumes the threats identified in Table 1-2 and provides functions to counter them.

**Table 1-2 Assumed Threats**

Identifier	Threat
<b>T.HDD_ACCESS</b>	A malicious individual may attempt to disclose the data on the HDD by removing the HDD and directly accessing it using a disk analysis tool or another Canon MFP/printer.
<b>T.WRONG_BOARD</b>	A malicious individual may attempt to disclose the data on the HDD by moving the HDD Data Encryption Kit and the HDD from the "registered device" to another Canon MFP/printer and accessing the HDD via the HDD Data Encryption Kit. (Refer to the note on T.WRONG_BOARD below.)

**Note on T.WRONG\_BOARD**

In order to counter this threat, the TOE must be capable of identifying each individual Canon MFP/printer. To do this, the TOE-mounted Canon MFP/printer must have an "authentication ID" that is unique to each device.

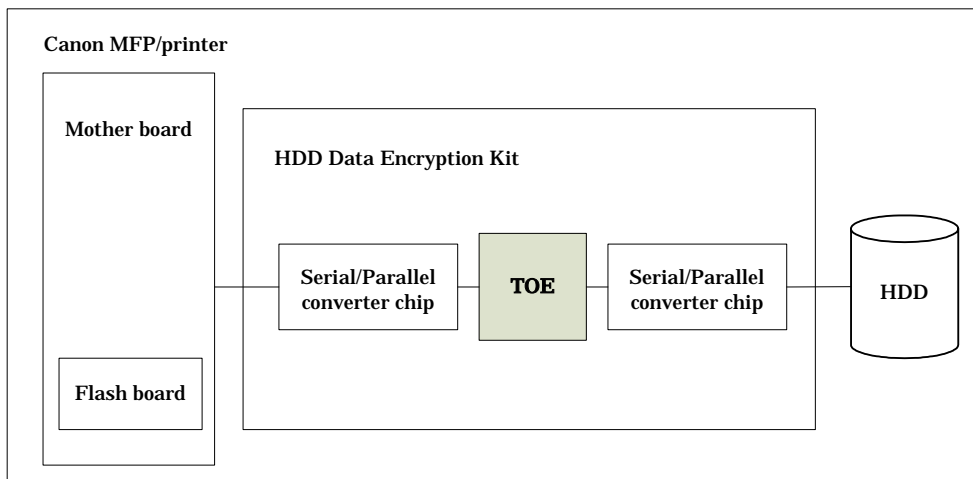
## 1.5.6 Organisational Security Policy

There are no organisational security policies required for using the TOE.

## 1.5.7 Configuration Requirements

The TOE operates mounted on the HDD Data Encryption Kit and the HDD Data Encryption Kit operates installed in a Canon MFP/printer which supports the HDD Data Encryption Kit B Series. Installable HDD Data Encryption Kits can be identified in the Canon MFP/printer option list (a list of available options for every model in the Canon MFP/printer lineups).

As shown in Figure 1-3, the TOE-mounted HDD Data Encryption Kit B Series is installed in a way that allows all communication between the motherboard and the HDD in the Canon MFP/printer, to take place via the TOE. Note also the Flash board mounted on the motherboard, which contains the logic used by the TOE to identify and authenticate the Canon MFP/printer.



**Figure 1-3: TOE, HDD Data Encryption Kit, Canon MFP/printer configuration**

The interface between the TOE and the HDD Data Encryption Kit B Series is Parallel ATA, while the interface between the HDD Data Encryption Kit B Series and the Canon MFP/printer or the HDD is Serial ATA.

Users can refer to the option list to find out if and which model in the HDD Data Encryption Kit B Series lineup is available for their Canon MFP/printer. However, it should be noted that there is no HDD Data Encryption Kit in the B series lineup that works with any Canon MFP/printer that does not support the HDD Data Encryption Kit B Series boards.

#### 1.5.8 Assumptions for Operational Environment

There are no assumptions for the operational environment required for using the TOE.

#### 1.5.9 Documents Attached to Product

The documents to be provided with the TOE are listed below.

- HDD Data Encryption Kit-B Series Installation Procedure (Japanese/English) (FT1-0218-000)
- HDD Data Encryption Kit-B Series Reference Guide (Japanese) (FT5-1905-000)
- HDD Data Encryption Kit-B Series Reference Guide (English) (USRM1-3593-00)
- Attached document "Caution"(Japanese) (FT5-1904-000)
- Attached document "Caution"(English) (FT5-1906-000)

## 2. Conduct and Results of Evaluation by Evaluation Facility

### 2.1 Evaluation Methods

Evaluation was conducted by using the evaluation methods prescribed in CEM in accordance with the assurance requirements in CC Part 3. Details for evaluation activities are report in the Evaluation Technical Report. It described the description of overview of the TOE, and the contents and verdict evaluated by each work unit prescribed in CEM.

### 2.2 Overview of Evaluation Conducted

The history of evaluation conducted was present in the Evaluation Technical Report as follows.

Evaluation has started on 2008-01 and concluded by completion the Evaluation Technical Report dated 2008-09. The evaluation facility received a full set of evaluation deliverables necessary for evaluation provided by developer, and examined the evidences in relation to a series of evaluation conducted. Additionally, the evaluation facility directly visited the development and manufacturing sites on 2008-03, 2008-04 and 2008-07 and examined procedural status conducted in relation to each work unit for configuration management, delivery and operation and lifecycle by investigating records and staff hearing. Further, the evaluation facility executed sampling check of conducted testing by developer and evaluator testing by using developer testing environment at developer site on 2008-03 and 2008-07.

Concerns found in evaluation activities for each work unit were all issued as Observation Report and were reported to developer. These concerns were reviewed by developer and all problems were solved eventually.

As for concerns indicated during evaluation process by the Certification Body, the certification review was sent to the evaluation facility. These were reflected to evaluation after investigation conducted by the evaluation facility and the developer.

### 2.3 Product Testing

This section overviews the developer testing effort as reviewed by the evaluator, as well as the evaluator testing effort.

#### 2.3.1 Developer Testing

##### 1) Developer Test Environment

Figure 2-1 and Figure 2-2 show the test configurations used by the developer.

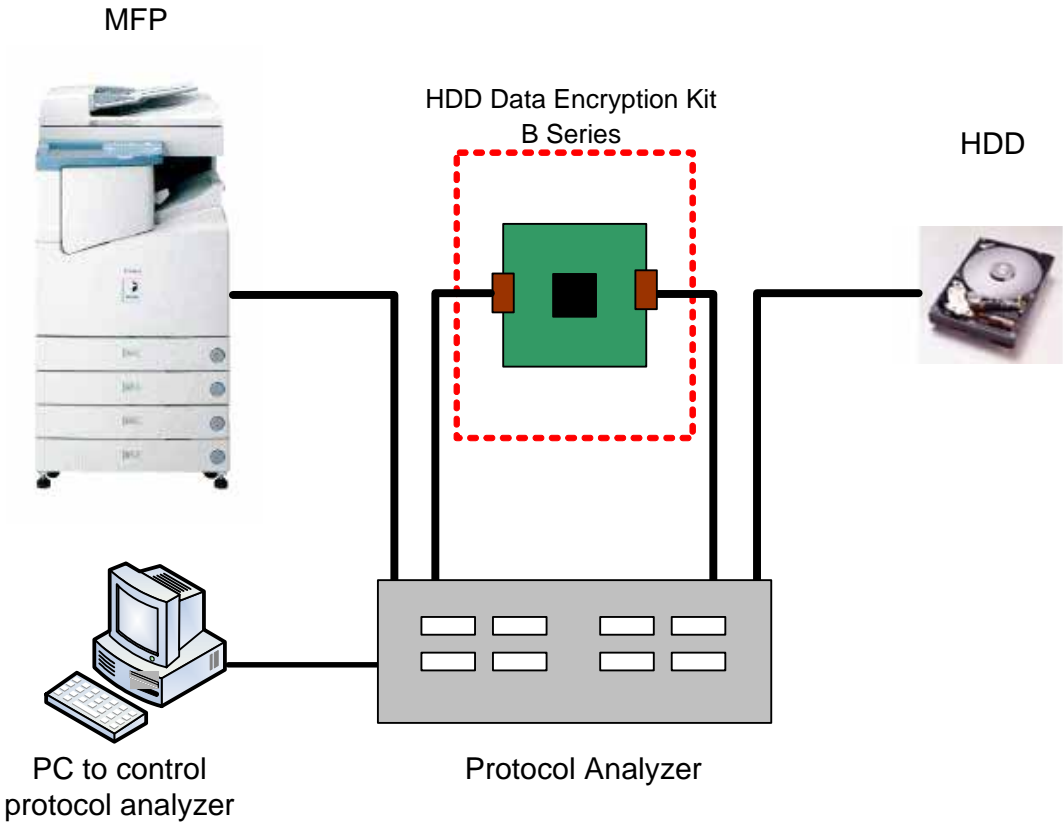


Figure 2-1: Developer test configuration (MFP-level testing)

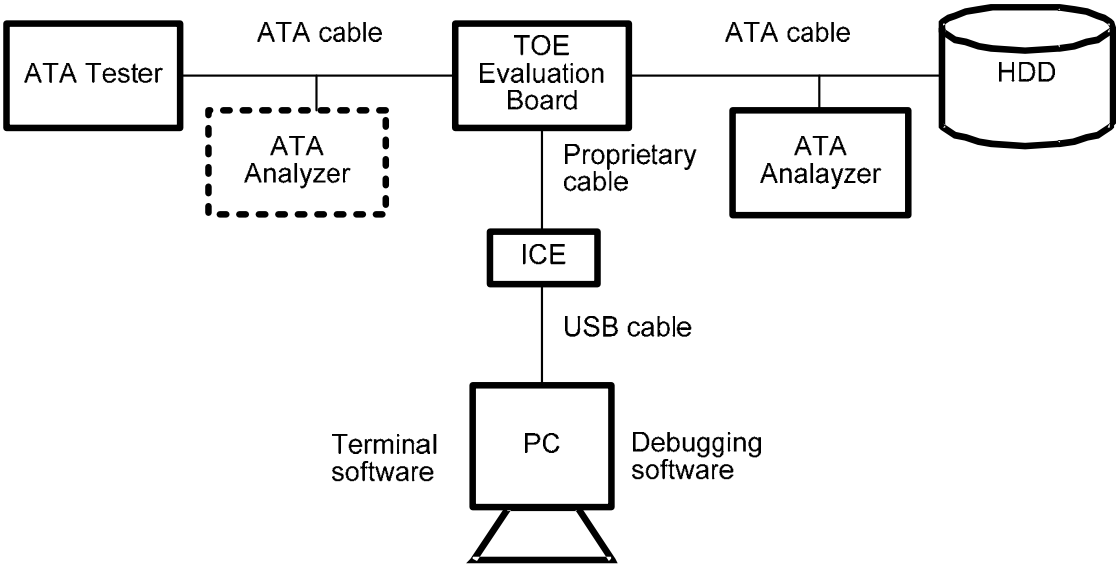


Figure 2-2: Developer test configuration (firmware-level testing)

2) Developer Testing Outline

The developer testing is outlined below.

a. Test configuration

The configurations of the tests performed by the developer are shown in Figures 2-1 and 2-2.

Figure 2-1 shows the same TOE test environment as the TOE configuration identified in the ST.

The behavior of the TOE in the test environment shown in Figure 2-2 has been confirmed by the evaluator to be consistent with the behavior of the TOE under the configuration identified in the ST.

#### **b. Testing Approach**

The testing was conducted by the following method.

- (1) In the MFP-level testing, perform and observe standard operations that are assumed to be performed by human users.
- (2) In the MFP-level testing, check interface signals using a protocol analyzer via test relay boards.
- (3) In the firmware-level testing, send commands and data directly to the TOE, with an ATA tester as a simulated host. Also, use an ICE to read/write information to/from the TOE's internal memory and check ATA interface signals using an ATA analyzer.

#### **c. Scope of Testing Performed**

The developer testing was performed on 90 items.

A coverage analysis was performed and verified that the security functions and external interfaces described in the functional specification were all tested.

A depth analysis was performed and verified that the subsystems and subsystem interfaces described in the high-level design were all thoroughly tested.

#### **d. Result**

The developer testing results provide evidence that the expected test results match the actual test results. The evaluator confirmed the legitimacy of the developer testing approach and tested items, and consistencies between the testing approach described in the test plan and the actual test results.

### **2.3.2 Evaluator Testing**

#### **1) Evaluator Test Environment**

The evaluator used test configurations that are identical to those used by the developer.

#### **2) Evaluator Testing Outline**

The evaluator testing is outlined below.

##### **a. Test configuration**

The configurations of the tests performed by the evaluator are shown in Figures 2-1 and 2-2.

The evaluator tests were performed in environments identical to the developer test environments.

##### **b. Testing Approach**

The evaluator adopted the same testing approach as the developer.

**c. Scope of Testing Performed**

The evaluator performed 40 tests in total: 12 independent tests and 28 sampled developer tests.

The evaluator devised independent testing with the following taken into account.

- (1) Supplement the developer tests regarding important security functions (HDD Data Encryption, Cryptographic Key Management and Device Identification and Authentication).
- (2) Test all security functions.

The evaluator sampled the developer tests with the following taken into account.

- (1) Include in the testing of all security functions standard operations and operations assumed to be performed by malicious individuals.
- (2) Include tests that stimulate all TSFI.

Additionally, the evaluator devised and carried out 6 penetration tests in terms of potential vulnerabilities, failures, unanticipated operation, and use of maintenance mode.

**d. Result**

The evaluator successfully completed all the tests and observed the behavior of the TOE security functions. The evaluator confirmed that the actual test results match the expected test results, and that there are no obvious exploitable vulnerabilities in the TOE.

**2.4 Evaluation Result**

The evaluator had the conclusion that the TOE satisfies all work units prescribed in CEM by submitting the Evaluation Technical Report.

### 3. Conduct of Certification

The following certification was conducted based on each materials submitted by evaluation facility during evaluation process.

1. Contents pointed out in the Observation Report shall be adequate.
2. Contents pointed out in the Observation Report shall properly be reflected.
3. Evidential materials submitted were sampled, its contents were examined, and related work units shall be evaluated as presented in the Evaluation Technical Report.
4. Rationale of evaluation verdict by the evaluator presented in the Evaluation Technical Report shall be adequate.
5. The Evaluator's evaluation methodology presented in the Evaluation Technical Report shall conform to the CEM.

Concerns found in certification process were prepared as certification review, which were sent to evaluation facility.

The Certification Body confirmed such concerns pointed out in Observation Report and certification review were solved in the ST and the Evaluation Technical Report.

## 4. Conclusion

### 4.1 Certification Result

**The Certification Body verified the Evaluation Technical Report, the Observation Report and the related evaluation evidential materials submitted and confirmed that all evaluator action elements required in CC Part 3 are conducted appropriately to the TOE. The Certification Body verified the TOE is satisfied the EAL3 assurance requirements prescribed in CC Part 3.**

### 4.2 Recommendations

**The reader of this report should understand note on T.WRONG\_BOARD, which is the thread to be countered by the TOE. See detail from "1.5.5 Threat".**



## 5. Glossary

The abbreviations used in this report are listed below.

<b>CC:</b>	<b>Common Criteria for Information Technology Security Evaluation</b>
<b>CEM:</b>	<b>Common Methodology for Information Technology Security Evaluation</b>
<b>EAL:</b>	<b>Evaluation Assurance Level</b>
<b>PP:</b>	<b>Protection Profile</b>
<b>SOF:</b>	<b>Strength of Function</b>
<b>ST:</b>	<b>Security Target</b>
<b>TOE:</b>	<b>Target of Evaluation</b>
<b>TSF:</b>	<b>TOE Security Functions</b>

The glossaries used in this report are listed below.

<b>ATA tester</b>	<b>A tool that sends and receives data and commands that are compliant to ATA, which is the standard HDD interface.</b>
<b>ATA analyzer</b>	<b>A tool that is connected between ATA cables to check ATA interface signals.</b>
<b>Canon MFP/printer</b>	<b>A general term that refers to a Canon-made multifunction product or printer.</b>
<b>Disk analysis tool</b>	<b>A general term that refers to any tool that allows viewing the contents of sectors on hard drives.</b>
<b>HDD</b>	<b>In this report, this term refers to the built-in hard disk drive of a Canon MFP/printer, unless otherwise noted.</b>
<b>HDD Data Encryption Kit</b>	<b>A board with a security chip that is aimed at providing security enhancements. It has a physical interface to a Canon MFP/printer and its HDD. Converter chips are mounted on this board to convert data between serial ATA and parallel ATA.</b>

<b>HDD Data Encryption Kit B Series</b>	<p>A collective term for a specific series of HDD Data Encryption Kits using the TOE as a security chip. The B-series HDD Data Encryption Kits are completely identical in terms of functionality and the security chip used: they only differ in the product name and the board shape that has a different design for each target Canon MFP/printer model.</p> <p>In this report, the term "HDD Data Encryption Kit" refers to any HDD Data Encryption Kit B Series lineup.</p> <p>The HDD Data Encryption Kit B Series includes the following products.</p> <p>English version: HDD Data Encryption Kit-B Series  French version: Kit d'encryptage des données disque dur-Série B</p>
<b>ICE</b>	<p>Short for In-Circuit Emulator. A tool that helps debugging by emulating the CPU's behavior.</p>
<b>List of Supported Options</b>	<p>A list that indicates the support status of HDD Data Encryption Kit B Series, and the HDD Data Encryption Kits that are available for each Canon MFP/Printer model. Consumers will find this list in their Canon MFP/printer product catalogs.</p>
<b>Parallel ATA</b>	<p>Parallel ATA is a standard for connecting a storage device, which uses parallel transmission to transfer data.</p>
<b>Protocol analyzer</b>	<p>A tool, inserted between the Host(refers to Canon MFP/printer in this report) and the TOE or between the TOE and the HDD, that captures data being transferred through interface.</p>
<b>Serial ATA</b>	<p>Serial ATA is a standard for connecting a storage device, which uses serial transmission to transfer data. It offers faster data transfer compared with the older Parallel ATA.</p>

## 6. Bibliography

- [1] Canon MFP Security Chip Security Target Version 1.06 (April 7, 2008) Canon Inc.
- [2] IT Security Evaluation and Certification Scheme, May 2007, Information-technology Promotion Agency, Japan CCS-01
- [3] IT Security Certification Procedure, May 2007, Information-technology Promotion Agency, Japan CCM-02
- [4] Evaluation Facility Approval Procedure, May 2007, Information-technology Promotion Agency, Japan CCM-03
- [5] Common Criteria for Information Technology Security Evaluation Part 1: Introduction and general model Version 2.3 August 2005 CCMB-2005-08-001
- [6] Common Criteria for Information Technology Security Evaluation Part 2: Security functional requirements Version 2.3 August 2005 CCMB-2005-08-002
- [7] Common Criteria for Information Technology Security Evaluation Part 3: Security assurance requirements Version 2.3 August 2005 CCMB-2005-08-003
- [8] Common Criteria for Information Technology Security Evaluation Part 1: Introduction and general model Version 2.3 August 2005 CCMB-2005-08-001 (Translation Version 1.0 December 2005)
- [9] Common Criteria for Information Technology Security Evaluation Part 2: Security functional requirements Version 2.3 August 2005 CCMB-2005-08-002 (Translation Version 1.0 December 2005)
- [10] Common Criteria for Information Technology Security Evaluation Part 3: Security assurance requirements Version 2.3 August 2005 CCMB-2005-08-003 (Translation Version 1.0 December 2005)
- [11] ISO/IEC 15408-1:2005 - Information Technology - Security techniques - Evaluation criteria for IT security - Part 1: Introduction and general model
- [12] ISO/IEC 15408-2:2005 - Information technology - Security techniques - Evaluation criteria for IT security - Part 2: Security functional requirements
- [13] ISO/IEC 15408-3:2005 - Information technology - Security techniques - Evaluation criteria for IT security - Part 3: Security assurance requirements
- [14] Common Methodology for Information Technology Security Evaluation: Evaluation Methodology Version 2.3 August 2005 CCMB-2005-08-004
- [15] Common Methodology for Information Technology Security Evaluation: Evaluation Methodology Version 2.3 August 2005 CCMB-2005-08-004 (Translation Version 1.0 December 2005)
- [16] ISO/IEC 18045:2005 Information technology - Security techniques - Methodology for IT security evaluation
- [17] Canon Inc. Canon MFP Security Chip Evaluation Technical Report Version 3.7 (September 19, 2008) Information Technology Security Center, Evaluation Department