



KONICA MINOLTA

*bizhub C652 / bizhub C552 / bizhub C452 /
ineo⁺ 652 / ineo⁺ 552 / ineo⁺ 452 /
VarioLink 6522c / VarioLink 5522c / VarioLink 4522c
Control Software
A0P00Y0-0100-GM0-12

Security Target*

This document is a translation of the evaluated and certified security target
written in Japanese

Version : 1.05

Issued on : November 10, 2009

Created by: KONICA MINOLTA BUSINESS TECHNOLOGIES, INC.

<Revision History>

| Date | Ver. | Division | Approved | Checked | Created | Revision |
|---------------|------|------------------------------------|----------|----------|---------|---|
| Mar. 16, 2009 | 1.00 | Development Div. 12 | Hirota | Nakajima | Yoshida | Initial Version. |
| Jul. 10, 2009 | 1.01 | Office Software Development Div. 1 | Hirota | Nakajima | Yoshida | Deal with typos. |
| Aug. 5, 2009 | 1.02 | Office Software Development Div. 1 | Hirota | Nakajima | Yoshida | Deal with typos. |
| Aug. 31, 2009 | 1.03 | Office Software Development Div. 1 | Hirota | Nakajima | Yoshida | Change of TOE version, amendment of guidance names and deal with typos. |
| Sep. 11, 2009 | 1.04 | Office Software Development Div. 1 | Hirota | Nakajima | Yoshida | Deal with typos. |
| Nov. 10, 2009 | 1.05 | Office Software Development Div. 1 | Hirota | Nakajima | Yoshida | Deal with typos. |
| | | | | | | |

---- [Contents] -----

- 1. ST Introduction 6**
 - 1.1. ST Identification6
 - 1.2. TOE Identification6
 - 1.3. TOE Overview6
 - 1.3.1. TOE Type..... 6
 - 1.3.2. Usage of TOE and Main Security Functions..... 6
 - 1.4. TOE Description7
 - 1.4.1. Roles of TOE Users..... 7
 - 1.4.2. Physical Scope of TOE..... 8
 - 1.4.3. Logical Scope of TOE..... 11
- 2. Conformance Claims 18**
 - 2.1. CC Conformance Claim.....18
 - 2.2. PP Claim.....18
 - 2.3. Package Claim18
 - 2.4. Reference18
- 3. Security Problem Definition..... 18**
 - 3.1. Protected Assets.....18
 - 3.2. Assumptions19
 - 3.3. Threats.....20
 - 3.4. Organizational Security Policies22
- 4. Security Objectives..... 23**
 - 4.1. Security Objectives for the TOE23
 - 4.2. Security Objectives for the Operational Environment25
 - 4.3. Security Objectives Rationale.....27
 - 4.3.1. Necessity..... 27
 - 4.3.2. Sufficiency of Assumptions..... 28
 - 4.3.3. Sufficiency of Threats 28
 - 4.3.4. Sufficiency of Organizational Security Policies..... 32
- 5. Extended Components Definition 33**
 - 5.1. Extended Function Component33
 - 5.1.1. FAD_RIP.1 Definition 33
 - 5.1.2. FIT_CAP.1 Definition 34
- 6. IT Security Requirements..... 36**
 - 6.1. TOE Security Requirements36
 - 6.1.1. TOE Security Function Requirements 36
 - 6.1.2. TOE Security Assurance Requirements 65
 - 6.2. IT Security Requirements Rationale66
 - 6.2.1. Rationale for IT Security Functional Requirements 66
 - 6.2.2. Rationale for IT Security Assurance Requirements 84
- 7. TOE Summary Specification 85**
 - 7.1. F.ADMIN (Administrator Function)85
 - 7.1.1. Administrator Identification Authentication Function 85
 - 7.1.2. Auto Logoff Function of Administrator Mode..... 86
 - 7.1.3. Function Supported in Administrator Mode 86

| | |
|---|-----|
| 7.2. F.ADMIN-SNMP (SNMP Administrator Function) | 95 |
| 7.2.1. Identification and Authentication Function by SNMP Password | 95 |
| 7.2.2. Management Function using SNMP | 96 |
| 7.3. F.SERVICE (Service Mode Function) | 96 |
| 7.3.1. Service Engineer Identification Authentication Function | 97 |
| 7.3.2. Function Supported in Service Mode | 97 |
| 7.4. F.USER (User Function) | 98 |
| 7.4.1. User Identification and Authentication Function | 99 |
| 7.4.2. Auto Logoff Function in User Identification and Authentication Domain | 100 |
| 7.4.3. Modification Function of User Password | 100 |
| 7.5. F.BOX (User Box Function) | 101 |
| 7.5.1. Personal User Box Function | 102 |
| 7.5.2. Public User Box Function | 102 |
| 7.5.3. Group User Box Function | 104 |
| 7.6. F.PRINT (Secure Print Function, ID & Print Function) | 105 |
| 7.6.1. Secure Print Function | 105 |
| 7.6.2. ID & print Function | 106 |
| 7.7. F.OVERWRITE-ALL (All Area Overwrite Deletion Function) | 107 |
| 7.8. F.CRYPT (Encryption Key Generation Function) | 108 |
| 7.9. F.RESET (Authentication Failure Frequency Reset Function) | 108 |
| 7.10. F.TRUSTED-PASS (Trust Channel Function) | 108 |
| 7.11. F.S/MIME (S/MIME Encryption Processing Function) | 109 |
| 7.12. F.FAX-CONTROL (FAX Unit Control Function) | 109 |
| 7.13. F.SUPPORT-AUTH (External Server Authentication Operation Support Function) | 109 |
| 7.14. F.SUPPORT-CRYPTO (ASIC Support Function) | 110 |
| 7.15. F.ADMIN-WebDAV (Administrator Function (Counter Management Function)) | 110 |
| 7.15.1. Identification and Authentication Function by WebDAV Server Password | 110 |
| 7.15.2. Management Function Utilizing WebDAV | 110 |

---- [List of Figures] -----

| | |
|---|---|
| Figure 1 An example of MFP's use environments..... | 8 |
| Figure 2 Hardware composition relevant to TOE | 9 |

---- [List of Tables] -----

| | |
|---|-----|
| Table 1 Conformity of security objectives to assumptions, threats, and organization security policies | 27 |
| Table 2 Cryptographic Key Generation: Relation of Standards-Algorithm-Key sizes | 37 |
| Table 3 Cryptographic Operation: Relation of Algorithm-Keysizes-Cryptographic Operation | 37 |
| Table 4 User Box Access Control: Operational List | 38 |
| Table 5 Secure Print File Access Control: Operational List | 38 |
| Table 6 Setting Management Access Control: Operational List..... | 39 |
| Table 7 ID & Print file Access Control: Operational List..... | 39 |
| Table 8 TOE Security Assurance Requirements | 65 |
| Table 9 Conformity of IT Security Functional Requirements to Security Objectives | 66 |
| Table 10 Dependencies of IT Security Functional Requirements Components | 80 |
| Table 11 Names and Identifiers of TOE Security Function..... | 85 |
| Table 12 Characters and Number of Digits for Password | 86 |
| Table 13 Types and Methods of Overwrite Deletion of Overall Area | 108 |

1. ST Introduction

1.1. ST Identification

- ST Title : bizhub C652 / bizhub C552 / bizhub C452 / ineo⁺ 652 / ineo⁺ 552 / ineo⁺ 452 / VarioLink 6522c / VarioLink 5522c / VarioLink 4522c
Control Software A0P00Y0-0100-GM0-12 Security Target
- ST Version : 1.05
- Created on : November 10, 2009
- Created by : KONICA MINOLTA BUSINESS TECHNOLOGIES, INC.
Eiichi Yoshioda

1.2. TOE Identification

- TOE Name : Japanese Name :
bizhub C652 / bizhub C552 / bizhub C452 / ineo⁺ 652 / ineo⁺ 552 /
ineo⁺ 452 / VarioLink 6522c / VarioLink 5522c / VarioLink 4522c
Zentai Seigyo Software
English Name :
bizhub C652 / bizhub C552 / bizhub C452 / ineo⁺ 652 / ineo⁺ 552 /
ineo⁺ 452 / VarioLink 6522c / VarioLink 5522c / VarioLink 4522c
Control Software
- TOE Version : A0P00Y0-0100-GM0-12
- TOE Type : Software
- Created by : KONICA MINOLTA BUSINESS TECHNOLOGIES, INC.

1.3. TOE Overview

This paragraph explains the usage, main security functions, and operational environment of TOE.

1.3.1. TOE Type

bizhub C652 / bizhub C552 / bizhub C452 / ineo⁺ 652 / ineo⁺ 552 / ineo⁺ 452 / VarioLink 6522c / VarioLink 5522c / VarioLink 4522c control software, which is the TOE, is an embedded software product installed in the flash memory on the MFP controller to control the operation of the whole MFP.

1.3.2. Usage of TOE and Main Security Functions

bizhub C652, bizhub C552, bizhub C452, ineo⁺ 652, ineo⁺ 552, ineo⁺ 452, VarioLink 6522c, VarioLink 5522c and VarioLink 4522c are digital multi-function products provided by Konica Minolta Business Technologies, Inc., composed by selecting and combining copy, print, scan and FAX functions. (Hereinafter all the products are referred to as "MFP".) TOE is the "control software for bizhub C652 / bizhub C552 / bizhub C452 / ineo⁺ 652 / ineo⁺ 552 / ineo⁺ 452 /

VarioLink 6522c / VarioLink 5522c / VarioLink 4522c" that controls the entire operation of MFP, including the operation control processing and the image data management triggered by the panel of the main body of MFP or through the network.

TOE supports the protection from exposure of the highly confidential documents stored in MFP. Moreover, for the danger of illegally bringing out HDD, which stores image data in MFP, TOE can encrypt all the data written in HDD including image data using ASIC (Application Specific Integrated Circuit). Besides, TOE has the function that deletes all the data of HDD completely by deletion method compliant with various overwrite deletion standards at the time of abandonment or the lease returns and the function that controls the access from the public line against the danger using Fax function as a steppingstone to access internal network. So it contributes to the prevention of information leakage of the organization that uses MFP.

1.4. TOE Description

1.4.1. Roles of TOE Users

The roles of the personnel related to the use of MFP with TOE are defined as follows.

- User
An MFP user who is registered into MFP. (In general, the employee in the office is assumed.)
- Administrator
An MFP user who manages the operations of MFP. Manages MFP's mechanical operations and users. (In general, it is assumed that the person elected from the employees in the office plays this role.)
- Service engineer
A user who manages the maintenance of MFP. Performs the repair and adjustment of MFP. (In general, the person-in-charge of the sales companies that performs the maintenance service of MFP in cooperation with Konica Minolta Business Technologies, Inc. is assumed.)
- Responsible person of the organization that uses MFP
A responsible person of the organization that manages the office where the MFP is installed. Assigns an administrator who manages the operation of MFP.
- Responsible person of the organization that manages the maintenance of MFP
A responsible person of the organization that manages the maintenance of MFP. Assigns service engineers who manage the maintenance of MFP.

Besides this, though not a user of TOE, those who go in and out the office are assumed as accessible persons to TOE.

1.4.2. Physical Scope of TOE

1.4.2.1. Use Environment

Figure 1 shows a general environment in which the usage of MFP equipped with TOE is expected. Moreover, the matters expected to occur in the use environment are listed below.

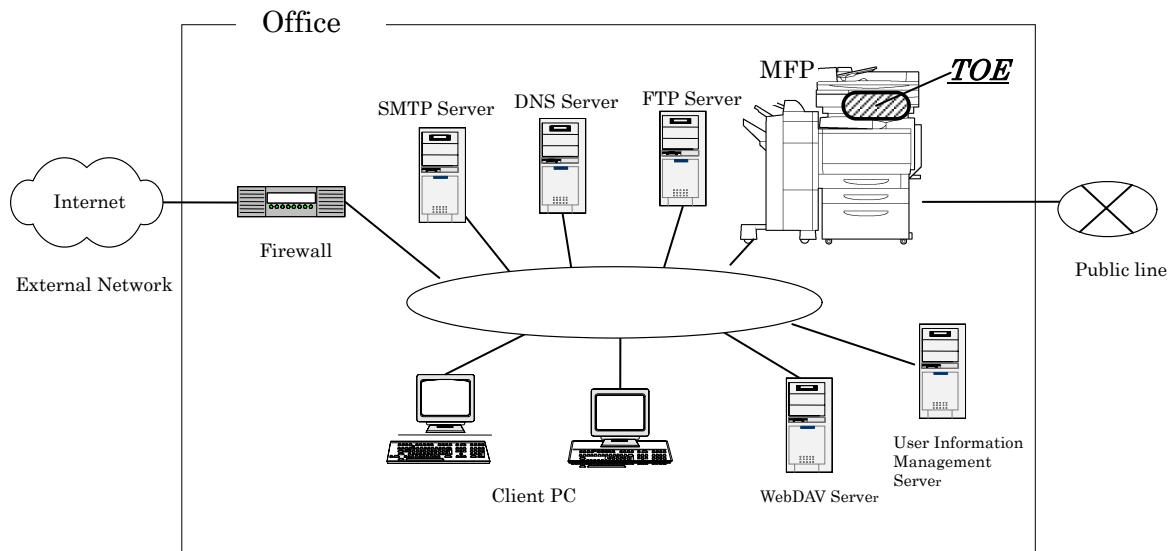


Figure 1 An example of MFP's use environments

- An intra-office LAN exists as a network in the office.
- MFP is connected to the client PCs via the intra-office LAN, and has mutual data communications.
- When a SMTP, FTP, or WebDAV server is connected to the intra-office LAN, MFP can carry out data communications with these servers, too. (The DNS service will be necessary when setting a domain name of the SMTP/FTP/WebDAV server.)
- It is also assumed to unify management of user IDs/passwords in a server. In this case, TOE can control access to the MFP by using the user registration information in the user information management server.
- When the intra-office LAN connects to an external network, measures such as connecting via a firewall are taken, and an appropriate setup to block access requests to the MFP from the external network is applied.
- The intra-office LAN provides a network environment that cannot be intercepted by office operations including using switching hubs and installing wiretapping detectors.
- The public line connected with MFP is used for communications by Fax and the remote diagnostic function.

1.4.2.2. Operation Environment

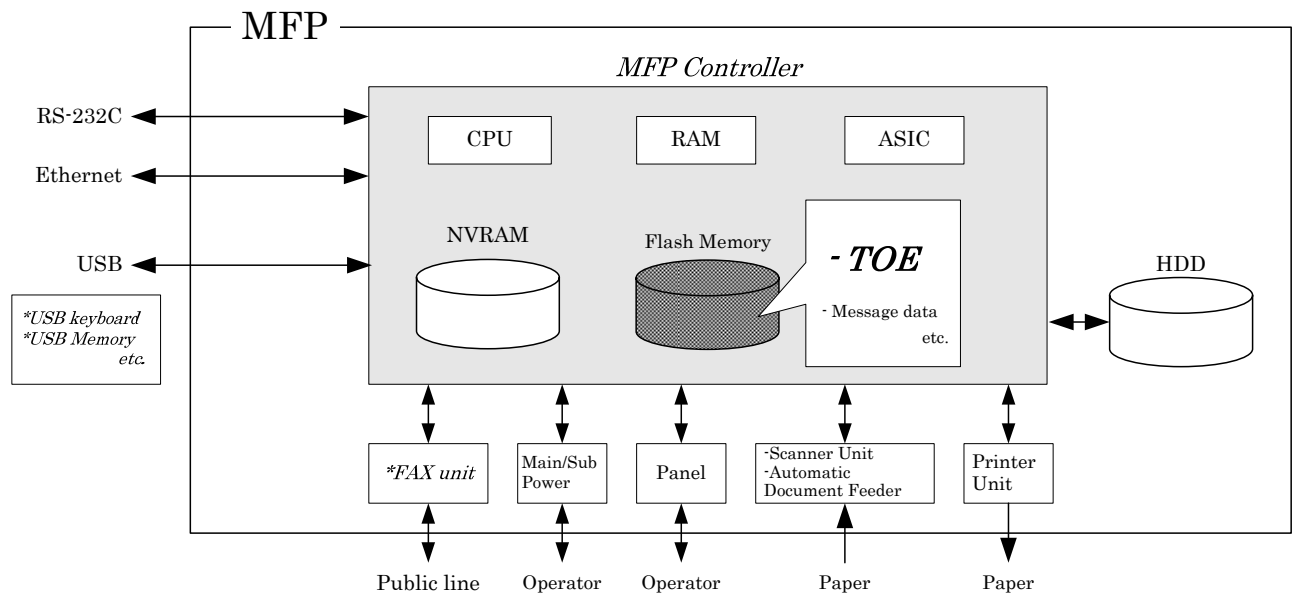


Figure 2 Hardware composition relevant to TOE

Figure 2 shows the structure of the hardware environment in MFP that TOE needs for the operation. The MFP controller is installed in the main body of MFP, and TOE exists in the flash memory on the MFP controller, loaded into the main memory.

The following explains about the unique hardware on the MFP controller, the hardware having interfaces to the MFP controller, and the connection using interfaces, shown in Figure 2.

- Flash memory
A storage medium that stores the object code of the "MFP Control Software," which is the TOE. Additionally, stores the message data expressed in each country's language to display the response to access through the panel and network.
- NVRAM
A nonvolatile memory. This memory medium stores various settings that MFP needs for processing of TOE.
- ASIC
An integrated circuit for specific applications which implements an encryption function for enciphering the data written in HDD.
- HDD
A hard disk drive of 250GB in capacity. This is used not only for storing image data as files but also as an area to save image data and destination data temporarily during extension conversion and so on.
- Main/sub power supply
Power switches for activating MFP.

- Panel
An exclusive control device for the operation of MFP, equipped with a touch panel of a liquid crystal monitor, ten-key, start key, stop key, screen switch key, etc.
- Scan unit/automatic document feeder
A device that scans images and photos from paper and converts them into digital data.
- Printer unit
A device to actually print the image data which were converted for printing when receives a print request from the MFP controller.
- Ethernet
Supports 10BASE-T, 100BASE-TX, and Gigabit Ethernet.
- USB
Copying image file to a USB memory, copying or printing image file from a USB memory, update of TOE, and so on can be performed through this interface. This is also usable as an interface of the USB keyboard (option¹) to complement key entry from the panel, though it does not affect the operation of security functions.
- RS-232C
Serial connection using D-sub 9-pin connectors is usable. The maintenance function is usable through this interface in the case of failure. It is also possible to use the remote diagnostic function (described later) by connecting with the public line via a modem.
- FAX unit (* optional part)
A device that has a port of Fax public line and is used for communications for FAX-data transmission and remote diagnostic (described later) via the public line. Is not pre-installed in MFP as a standard function according to the circumstances in sales, but sold as an optional part. Fax unit is purchased when the organization needs it, and the installation is not indispensable.

1.4.2.3. Guidance

- bizhub C652 / C552 / C452 Service Manual Security Functions (Japanese)
- bizhub C652 / C552 / C452 SERVICE MANUAL SECURITY FUNCTION (English)
- ineo⁺ 652 / 552 / 452 SERVICE MANUAL SECURITY FUNCTION (English)
- VarioLink 6522c / 5522c / 4522c SERVICE MANUAL SECURITY FUNCTION (English)
- bizhub C652 / C552 / C452 User's Guide Security Functions (Japanese)
- bizhub C652 / C552 / C452 User's Guide [Security Operations] (English)
- ineo⁺ 652 / 552 / 452 User's Guide [Security Operations] (English)
- VarioLink 6522c / 5522c / 4522c User's Guide [Security Operations] (English)

¹ It is usable when the display language is English, French, Italian, German or Spanish.

1.4.3. Logical Scope of TOE

Users use a variety of functions of TOE from the panel and a client PC via the network. Hereafter, this section explains typical functions such as the basic function, the user box function to manage the image files stored, the user identification and authentication function, the administrator function manipulated by administrators, the service engineer function manipulated by service engineers, and the function operated in the background without user's awareness.

1.4.3.1. Basic Function

In MFP, a series of functions for the office work concerning the image such as copy, print, scan, and fax exists as basic functions, and TOE performs the core control in the operation of these functions. It converts the raw data acquired from the external device of the MFP controller into image files, and registers them in RAM and HDD. (For print image files from client PCs, multiple types of conversion are applied.) These image files are converted into data to be printed or sent, and transmitted to the device outside of the MFP controller concerned.

Operations of copy, print, scan, and FAX are managed by the unit of job, so that operation priority can be changed, finishing of print jobs can be changed, and such operations can be aborted, by giving directions from the panel.

The following is the functions related to the security in the basic function.

- Secure Print Function

When a Secure Print password is received together with printing data, the image file is stored as standby status. Then, printing is performed by a print direction and password entry from the panel.

When printing is requested by a client PC, this function eliminates the possibility that other users stole a glance at the printing of highly confidential data, or such data is slipped into the other printings.

- ID & Print Function

When this function is set up, usual print data are saved in the print waiting state, and printed by the user authentication processing from the panel. Even when this function is not set up, if it is specified on the print data to activate this function, the system will operate in the same manner as this function is set up by a user.

1.4.3.2. User Box Function

A directory called a "user box" can be created as an area to store image files in HDD. Three types of user box are usable; the first is the personal user box which a user possesses, the second is the public user box which is shared by registered users who made a certain number of groups, and the third is the group box which is shared by the users belonging to same account. As for the personal user box, the operation is limited only for the user who owns it, the public user box performs access control by sharing a password set to the user box among users, and the group box limits operations only for the users of the account that are permitted to use it.

TOE processes the following operation requests to a user box or image files in the user box that is transmitted from the panel or the network unit through a network from a client PC.

- Print, transmit, and download from a client PC, of image files in a user box
 - The encryption of box file is possible in the E-mail that is one of the transmission methods.
- Delete an image file in a user box, move/copy it to other user boxes and copy it to USB memory
- Set a storing period of image files in a user box (delete automatically after the period passes.)
- Change the name and password of a user box, or delete a user box
- Set attributes of a user box (change the type of a personal user box, public user box, or group box)

1.4.3.3. User Authentication Function

TOE can limit the user who uses MFP. For access through the panel or the network, TOE identifies and authenticates that the user is permitted to use the MFP by applying the user password and user ID. When the identification and authentication succeeds, TOE permits the user the use of the basic function and the user box function, etc.

Several types of user authentication like below are supported.

(1) Machine authentication

A method to authenticate user at MFP by registering a user ID and a user password into HDD on the MFP controller.

(2) External server authentication

A method to authenticate user at MFP by using the user ID and the user password that are registered on the user information management server which is connected with the intra-office LAN without managing the user ID and user password on the MFP side. Though multiple methods called Active Directory², NTLM³, and NDS are supported, the method of the external server authentication assumed in this ST is applied only to the case of using Active Directory.

1.4.3.4. Account Authentication Function

TOE can manage the MFP users by grouping them into Account unit. The methods of Account Authentication are as follows.

(1) Method synchronized with User Authentication

Set an Account ID on a user beforehand, and associate the user with the account ID of the user's account when he/she is authenticated.

(2) Method not synchronized with User Authentication

Associate a user with his/her account ID when the user is authenticated by the account

² A method of directory service that Windows Server 2000 (or later) supports to uniformly manage user information in the network environment of Windows platform.

³ An abbreviation of NT LAN Manager. An authentication method used in directory service that Windows NT supports to uniformly manage user information in network environment of Windows platform.

password set for each account ID.

1.4.3.5. Administrator Function

TOE provides the functions such as the management of user boxes, management of user information at the time of MFP authentication and management of various settings of the network, image quality, etc in the administrator mode that only authenticated administrator can manipulate.

The following shows the functions related to the security.

- User registration management
 - Registration or change of user IDs/passwords, and deletion of users
 - Change of the association between users and account IDs
- Account registration management
 - Registration or change of account IDs/passwords
- Management of user box settings
 - Registration or change of user box passwords, and management of user attributes
- Operational setup of automatic system reset
 - Setup of the function that logs out automatically when the setting time passed.
- Management of network settings
 - Connection setting of the intra-office LAN (setting of DNS server)
 - SMTP setting (setting of the SMTP server utilized by E-mail transmission)
 - IP addresses, NetBIOS names, and AppleTalk printer names etc.
- Backup or restore function of NVRAM and HDD
 - This is performed through the network by using an application exclusive use for the management installed in the client PC.
- Complete overwrite deletion function of HDD
 - There are data deletion methods conformed to various military standards (ex. Military Standard of United States Department of Defense)
 - When this function is started up, in conformity with a set method, the overwrite deletion is executed for the overall area of HDD.
- Format function of HDD
 - A logical format is executable.
- Counter management function
 - A function to manage the counter information such as the number of printed sheets for each user through the WebDAV service or FTP service. (Reference of user password and account password is possible.)
- Management of FAX setup (when Fax unit is installed.)
 - Setup of TSI⁴ receiving
 - Setup of FAX output at PC-FAX receiving (Storing in Box or common Box area for all users are available.)

The functions below are the operation setting functions related especially to the behavior of the security function.

⁴ An abbreviation of Transmitting Subscriber Identification. The same meaning of Identification of Subscriber's Terminal. TSI receiving is the function that can designate the user box to be stored for each subscriber.

- Method setup of a user authentication function
 - Machine authentication, external server authentication, or user authentication stop is selected.
 - Combination with Account Authentication is set up. (Method synchronized with User Authentication, Method not synchronized with User Authentication)
- Setup of access when the user attribute is public
 - It is selected whether to permit or prohibit MFP utilization of the user who is not identified by user ID.
- Setup of a password policy function
 - It is selected whether to enable or disable the function to check the several conditions of the password, such as the number of valid digits of various passwords.
- Setup of the authentication method of Secure Print and the prohibit function of authenticating operations.
 - When secure print files are authenticated, the authentication prohibition function operates in a mode, and does not operate in the other mode.
 - The operation mode of the function detecting unsuccessful authentication in each authentication function is also synchronous with the above mode.
 - The above-mentioned operational modes are selected.
- Setup of the network setting modification function by SNMPv1 and v2.
 - It is selected whether to enable or disable the function to change MIB by SNMPv1 and v2.
- Operational Setup of Authentication Function when writing using SNMPv3
 - The security levels of authentication or skipping authentication is selected.
 - For the security levels, either "only authentication password" or "authentication password + privacy password" is available.
- Setup of the encryption function
 - Whether to activate or stop the function is selected.
 - An encryption passphrase is registered or changed when the function is activated.
- Setup of the user box collective management function
 - It is selected whether to enable or disable this function.
- Setup of the print capture function
 - A function to verify the print data received by MFP when the print function is faulty.
 - It is selected whether to enable or disable this function.
- Setup of the network setting management reset function
 - This function resets a series of items to factory default values
 - It is selected whether to enable or disable this function.
- Setup of the trusted channel (SSL/TLS encryption communications) function
 - SSL/TLS server certificates are generated or imported.
 - The encryption method used for communications is set up.
- Setup of the transmission address data
 - A transmission address or method used for box file transmission etc. is selected.
 - S/MIME certificates are imported.
- Setup of the WebDAV server
 - Setup of the communications function of the WebDAV server, which can obtain user settings.
- Setup of the FTP server function

- Whether to activate or stop the function is selected.
- Setup of the S/MIME function
 - Whether permit or prohibit the S/MIME certificate automatic registration function is selected.
 - The encryption method used for data encryption is selected.
- Setup of the ID & print function
 - Whether to activate the ID & print function or not in normal printing is selected.

1.4.3.6. Service Engineer Function

TOE provides a management function of administrator and a maintenance function, such as adjusting the device for Scan/Print etc, within the service mode that only a service engineer can operate. The following shows the functions related to security.

- Modification function of administrator password

The following is a set of operation setting functions related especially to the behavior of the security function.

- Authentication setup of the service engineer with the CE⁵ password.
 - Whether to activate or stop the function is selected.
- Setup of remote diagnostic function (later description)
 - Able to select permission or prohibition.
- Setup of a TOE update function via Internet
 - Able to select permission or prohibition.
- Setup of maintenance function
 - Able to select permission or prohibition.
- The format function of HDD
 - A logical format and a physical format are executable.
- Installation setting of HDD
 - An explicit installation setting is necessary to use HDD as a data storage area.
- Initialization function
 - The various settings that the user or the administrator has set and the data that the user has stored are deleted.

1.4.3.7. Other Functions

TOE provides the functions that run background without awareness of the user and the updating function of TOE. The following explains the major functions.

- Encryption key generation function
Performs encryption/decryption by ASIC when writing data in HDD or reading data from HDD. (TOE does not process the encryption and description itself.)
The operational setup of this function is performed by the administrator function. When activated, TOE generates the encryption key by the encryption passphrase that was entered

⁵ An abbreviation of Customer Service engineer

on the panel.

- Remote diagnostic function

MFP's equipment information such as operating state and the number of printed sheets is managed by making use of the connection by a port of FAX public line, by a modem through RS-232C or by E-mail or WebDAV to communicate with the support center of MFP produced by Konica Minolta Business Technologies, Inc. In addition, if necessary, appropriate services (shipment of additional toner packages, account claim, dispatch of service engineers due to the failure diagnosis, etc.) are provided.

- Updating function of TOE

TOE facilitated with the function to update itself. As for the update means, there are a method that exists as one of items of remote diagnostic function, a method that downloads from FTP server through Ethernet (TOE update function via Internet), and a method that performs the connection of the memory medium such as USB memory.

- Encryption communication function

TOE can encrypt the data transmitted from client PC to MFP, and the data received by download from MFP by using SSL/TLS.

The operational setup of this function is performed by the administrator function.

- S/MIME certificate automatic registration function

It is the function to register the certificate for S/MIME (conforms to ITU-T X.509) with each transmission address automatically. When a certificate is attached in received e-mail, MFP recognizes user ID according to the information of e-mail header, and registers the certificate as certificate of the same user ID.

The standard is that MFP is not installed Fax unit and does not have a port of Fax public line, so there is not the access to the internal network through MFP. TOE provides the following function, provided that Fax unit is installed in MFP.

- Fax unit control function

TOE prohibits access to the internal network, where MFP was connected to, from a port of Fax public line through Fax unit.

TOE makes effective use of the security function (encryption function) of ASIC, which is an external entity. The following explains typical functions related to the external entity.

- Utilization of ASIC

ASIC, an external entity, activates a function to encrypt the data in HDD as a function to protect unauthorized bring-out of data and so on when an encryption passphrase is set up.

1.4.3.8. Enhanced Security Function

Various setting functions related to the behavior of the security function for the Administrator function and the Service engineer function can be set collectively to the secure values by the

operation settings of the "Enhanced Security Function". Each value set is prohibited changing itself into the vulnerable one individually. As the function that does not have a setting function of the operation individually, there is the reset function of the network setting and the update function of TOE through the network, but the use of these functions is prohibited.

The following explains the series of the setting condition of being the enhanced security function active. In order to activate the enhanced security function, the prerequisite is required that an administrator password and a CE password should be set along with the password policy.

- User identification and authentication function : Valid (Both authentication by the main body and the external server are usable)
- Access of User : PUBLIC : Prohibited
- Service engineer authentication function : Valid
- Password policy function : Valid
- Setup of secure print authentication method : Authentication operation prohibition function effective method
- Setup of Authentication Operation Prohibition function : The panel and account are locked out for 5 seconds when authentication has failed (failure frequency threshold: 1-3).
- User box collective management function : Prohibited
- Network setting modification function with SNMPv1 and v2 : Prohibited
- Authentication Operation when writing using SNMPv3 : Valid
- Setup of encryption function : Valid
- Print capture function : Prohibited
- Maintenance function : Prohibited
- Change of setting by remote diagnostic function : Prohibited
- Network setting management reset function : Prohibited
- TOE update function via Internet : Prohibited
- Transmission address data user setup function : Prohibited
- Operational setup of Trusted Channel function : Valid
- Administrator authentication lock-out time : Setup prohibited for 1-4 minutes
- CE authentication lock-out time : Setup prohibited for 1-4 minutes
- FTP Server function : Prohibited
- Automatic registration of S/MIME certificate : Prohibited
- Setup of limitation of S/MIME encryption severity : Valid (Only 3DES and AES are user-selectable.)

2. Conformance Claims

2.1. CC Conformance Claim

This ST conforms to the following standards.

Common Criteria for Information Technology Security Evaluation

Part 1: Introduction and general model 2006/9 Version 3.1 Revision 1 (Translation v1.2)

Part 2: Security functional requirements 2007/9 Version 3.1 Revision 2 (Translation v2.0)

Part 3: Security assurance requirements 2007/9 Version 3.1 Revision 2 (Translation v2.0)

- Security function requirement : Part2 Extended
- Security assurance requirement : Part3 Conformant

2.2. PP Claim

There is no PP that is referenced by this ST.

2.3. Package Claim

This ST conforms to Package : EAL3. There is no additional assurance component.

2.4. Reference

- Common Criteria for Information Technology Security Evaluation Part 1: Introduction and general model September 2006 Version 3.1 Revision 1 CCMB-2006-09-001
- Common Criteria for Information Technology Security Evaluation Part 2: Security functional components September 2007 Version 3.1 Revision 2 CCMB-2007-09-002
- Common Criteria for Information Technology Security Evaluation Part 3: Security assurance components September 2007 Version 3.1 Revision 2 CCMB-2007-09-003
- Common Criteria for Information Technology Security Evaluation: Evaluation methodology September 2007 Version 3.1 Revision 2 CCMB-2007-09-004

3. Security Problem Definition

This chapter will describe the concept of protected assets, assumptions, threats, and organizational security policies.

3.1. Protected Assets

Security concept of TOE is "the protection of data that can be disclosed against the intention of the user". As MFP is generally used, the following image file in available situation becomes the protected assets.

- Secure Print file
An image file registered by Secure Print.
- ID & print file
An image file saved as an ID & print file when print data are registered by the ID & print function.
- User Box file
An image file stored in the personal user box, public user box and group user box.

As for a image file of a job kept as a wait state by activities of plural jobs, and a image file of a job kept that prints the remainder of copies becoming as a wait state for confirmation of the finish, and other than the image file dealt with the above-mentioned is not intended to be protected in the general use of MFP, so that it is not treated as the protected assets.

In the print of a secure print file or an ID & print file and the transmission of a user box file, making in the preparation for the threat thought when unauthorized MFP or mail server is connected by any chance, or when operational setup of PC-FAX is changed even if without unauthorized MFP, the setting of MFP (IP address etc.) and operation setting of PC-FAX require not to be modified illegally. Therefore, the setting of MFP (IP address etc.) and operation setting of PC-FAX are considered as subsidiary protected assets.

On the other hand, when the stored data have physically gone away from the jurisdiction of a user, such as the use of MFP ended by the lease return or being disposed, or the case of a theft of HDD, the user has concerns about leak possibility of every remaining data. Therefore, in this case, the following data files become protected assets.

- Secure Print File
- ID & print File
- User Box File
- On-memory Image File
 - Image file of job in the wait state
- Stored Image File
 - Stored image files other than secure print file, user box file, or ID & print file
- HDD remaining Image File
 - The file which remains in the HDD data area that is not deleted only by general deletion operation (deletion of a file maintenance area)
- Image-related File
 - Temporary data file generated in print image file processing
- Transmission Address Data File
 - File including E-mail address and telephone numbers that become the destination to transmit an image.

3.2. Assumptions

The present section identifies and describes the assumptions for the environment for using the TOE.

A.ADMIN (Personnel conditions to be an administrator)

Administrators, in the role given to them, will not carry out a malicious act during the series of permitted operations given to them.

A.SERVICE (Personnel conditions to be a service engineer)

Service engineers, in the role given to them, will not carry out a malicious act during series of permitted operations given to them.

A.NETWORK (Network connection conditions for MFP)

- The intra-office LAN where the MFP with the TOE will be installed is not intercepted.
- When the intra-office LAN where the MFP with the TOE will be installed is connected to an external network, access from the external network to the MFP is not allowed.

A.SECRET (Operational condition about secret information)

Each password and encryption passphrase does not leak from each user in the use of TOE.

A.SETTING (Operational setting condition of Enhanced Security function)

- MFP with the TOE is used after enabling the enhanced security function.

3.3. Threats

In this section, threats that are assumed during the use of the TOE and the environment for using the TOE are identified and described.

T.DISCARD-MFP (Lease-return and disposal of MFP)

When leased MFPs are returned or discarded MFPs are collected, secure print files, user box files, ID & print files, on-memory image files, stored image files, HDD-remaining image files, image-related files, transmission address data files, and various passwords which were set up can leak by the person with malicious intent when he/she analyzes the HDD or NVRAM in the MFP.

T.BRING-OUT-STORAGE (An unauthorized carrying out of HDD)

- Secure print files, user box files, ID & print files, on-memory image files, stored image files, HDD-remaining image files, image-related files, transmission address data files, and various passwords which were set up can leak by a malicious person or a user illegally when he/she brings out the files to analyze the HDD in a MFP.
- A person or a user with malicious intent illegally replaces the HDD in MFP. In the replaced HDD, newly created files such as secure print files, user box files, ID & print files, on-memory image files, stored image files, HDD-remaining image files, image-related files, transmission address data files and various passwords which were set up are accumulated. A person or a user with malicious intent takes out to analyze the replaced HDD, so that such image files will leak.

T.ACCESS-PRIVATE-BOX (Unauthorized access to the personal user box which used a user function)

Exposure of the user box file when a person or a user with malicious intent accesses the user

box where other user owns, and moves, copies, downloads, prints and transmits (E-mail transmission, FTP transmission, fax transmission, SMB⁶ transmission and WebDAV transmission) the user box file.

T.ACCESS-PUBLIC-BOX (Unauthorized access to public box which used a user function)

Exposure of the user box file when a person or a user with malicious intent accesses the public user box which is not permitted to use, and moves, copies, downloads, prints and transmits (E-mail transmission, FTP transmission, FAX transmission, SMB transmission and WebDAV transmission) the user box file.

T.ACCESS-GROUP-BOX (Unauthorized access to the group user box which used a user function)

Exposure of the user box file when a person or a user with malicious intent accesses the group user box which the account where a user does not belong to owns, and moves, copies, downloads, prints and transmits (E-mail transmission, FTP transmission, FAX transmission, SMB transmission and WebDAV transmission) the user box file.

T.ACCESS-SECURE-PRINT (Unauthorized access to the secure print file or ID & print file by utilizing the user function)

- Secure print files are exposed by those malicious including users when he/she prints ones to which access is not allowed.
- ID & print files are exposed by those malicious including users when he/she prints ones which were registered by other users.

T.UNEXPECTED-TRANSMISSION (Transmission to unintended address)

- Malicious person or user changes the network settings that are related to the transmission of a user box file. Even an addressee is set precisely, a user box file is transmitted (the E-mail transmission or the FTP transmission) to the entity which a user does not intend to, so that a user box file is exposed.

<The network settings which are related to user box file transmission>

- Setting related to the SMTP server
- Setting related to the DNS server
- Malicious person or user changes the network settings which set in MFP to identify MFP itself where TOE installed, by setting to the value of the entity such as another unauthorized MFP from the value of MFP (NetBIOS name, AppleTalk printer name, IP address etc) that TOE is originally installed, so that secure print files or ID & print files are exposed.
- Malicious person or user changes the TSI receiving settings. A user box file is stored to the entity which a user does not intend to, so that a user box file is exposed.
- Malicious person or user changes the PC-FAX operation settings. By changing the setting of the storing for the public user box to store to common area for all users, a user box file is stored to the entity which a user does not intend to, so that a user box file is exposed.

* This threat exists only in the case that the operation setting of PC-FAX is meant to work as the operation setting for box storing.

⁶ An abbreviation of Server Message Block. A protocol to realize file sharing or printer sharing on Windows.

T.ACCESS-SETTING (An unauthorized change of a function setting condition related to security)

The possibility of leaking user box files, secure print files, or ID & print files rises because those malicious including users change the settings related to the enhanced security function.

T.BACKUP-RESTORE (Unauthorized use of backup function and restoration function)

User box files, secure print files, or ID & print files can leak by those malicious including users using the backup function and the restoration function illegally. Also highly confidential data such as passwords can be exposed, so that settings might be falsified.

3.4. Organizational Security Policies

Recently, there are a lot of organizations that demand security of network in office. Although a threat of wiretapping activities etc. in intra-office LAN is not assumed in this ST, TOE security environment that corresponds to the organization that demanded security measures in intra-office LAN is assumed. Moreover, although a stored data in a client PC and a server existing in internal network or a general data flowing on internal network is not protected assets, TOE security environment that corresponds to the organization that prohibit the access to internal network via Fax public line of MFP is assumed.

The security policies applied in the organization that uses TOE are identified and described as follows.

P.COMMUNICATION-DATA (Secure communication of image file)

Highly confidential image files (secure print files, user box files, and ID & print files) which transmitted or received between IT equipment must be communicated via a trusted pass to the correct destination, or encrypted when the organization or the user expects to be protected.

P.REJECT-LINE (Access prohibition from public line)

An access to internal network from public line via the port of Fax public line must be prohibited.

4. Security Objectives

In this chapter, in relation to the assumptions, the threats, and the organizational security policy identified in Chapter 3, the required security objectives policy for the TOE and the environment for the usage of the TOE are described by being divided into the categories of the security objectives for the TOE and the security objectives for the environment, as follows.

4.1. Security Objectives for the TOE

In this section, the security objectives for the TOE is identified and described.

O.REGISTERED-USER (Utilization of registered user)

TOE permits only the registered user to use the MFP installing TOE.

O.PRIVATE-BOX (Personal user box access control)

- TOE permits only a user to use the user function of the personal user box that this user owns.
- TOE permits only a user to use the user function of the use box file in the personal user box that this user owns.

O.PUBLIC-BOX (Public user box access control)

- TOE permits the registered user the reading operation of the public user box.
- TOE permits the user function of the public user box only to the user who is permitted the use of this public user box.
- TOE permits the user function of the user box file in the public user box only to the user who is permitted the use of this public user box.

O.GROUP-BOX (Group user box access control)

- TOE permits the user function of the group user box that this account owns only to the user who is permitted the use of this account.
- TOE permits the user function of the user box file in the group user box that this account owns only to the user who is permitted the use of this account.

O.SECURE-PRINT (Access control for secure print files and ID & print files)

- TOE permits the print of a secure print file only to the user who was allowed to use the file.
- TOE permits the print of an ID & print file only to the user who registered that file.

O.CONFIG (Access limitation to management function)

TOE permits only the administrator the operation of the following functions.

- The setting function related to the SMTP server
- The setting function related to the DNS server
- The setting function related to the address of MFP
- Backup function
- Restoration function
- The setting function of Encryption function

- The setting function of Trusted Channel function setting data
 - The setting function of certificates, transmission address data, etc used for the S/MIME function.
 - The setting function of TSI receiving
 - The setting function of PC-FAX operation
 - Counter management function
- TOE permits the operation of the following functions only to the administrator and the service engineer.
- The function related to the setting of Enhanced Security function

O.OVERWRITE-ALL (Complete overwrite deletion)

TOE overwrites all the data regions of HDD in MFP with deletion data, and makes all image data unable to restore. In addition, TOE provides a function to initialize settings such as the highly confidential passwords on NVRAM (administrator passwords, encryption passwords, SNMP passwords, and WebDAV server passwords) set by a user or an administrator.

O.CRYPT-KEY (Encryption key generation)

TOE generates an encryption key to encrypt and store all the data written in the HDD in the MFP including image files.

O.FAX-CONTROL (Fax unit control)

TOE provides the control function that prohibits an access to internal network which the MFP concerned connects with, from public line via the port of Fax public line.

O.TRUSTED-PASS (The use of Trusted Channel)

TOE provides the function that communicates via Trusted Channel the following image file, which is transmitted and received between MFP and client PC.

< Image file transmitted from MFP to client PC >

- User box file
- < Image file transmitted from client PC to MFP >
- Image file that will be stored as user box files
 - Image file that will be stored as secure print files
 - Image files that will be stored as ID & print files

O.CRYPTO-MAIL (The use of encrypted mail)

TOE provides the function that encrypts and transmits the user box file transmitted from MFP to the correct destination with e-mail.

O.AUTH-CAPABILITY (The support operation to utilize user identification and authentication function)

TOE supports the necessary operation to utilize the user identification and authentication function by user information management server using Active Directory.

O.CRYPTO-CAPABILITY (The support operation to utilize encryption function)

TOE supports necessary mechanical operations to utilize the encryption function by ASIC.

4.2. Security Objectives for the Operational Environment

In this section, the security objectives for the environment, in the operation environment of the usage of the TOE, is described.

OE.FEED-BACK (Utilization of application to show secure password)

The administrator and user utilize the application of a browser etc., used by client PC to access MFP, that provides appropriate protected feedback to the user password, user box password, account password, administrator password, secure print password, SNMP password, and WebDAV server password, which will be entered.

OE.SERVER (Utilization of user information management server)

The administrator sets to utilize user management by Active Directory in case of using external user information management server instead of MFP for the management of user account.

OE.SESSION (Termination of session after operation)

The administrator has the user implement the following operation.

- After the operation of secure print files, ID & print files, and the user box and user box files ends, the logoff operation is performed.

The administrator executes the following operation.

- After the operation of the various function in administrator mode ends, the logoff operation is performed

The service engineer executes the following operation.

- After the operation of the various function in service mode ends, the logoff operation is performed.

OE.ADMIN (A reliable administrator)

The responsible person in the organization who uses MFP will assign a person who can faithfully execute the given role during the operation of the MFP with TOE as an administrator.

OE.SERVICE (The service engineer's guarantee)

- The responsible person in the organization managing the maintenance of MFP educates a service engineer in order to faithfully carry out the given role for the installation of the TOE, the setup of TOE and the maintenance of the MFP with TOE.
- The administrator observes the maintenance work of MFP with TOE by a service engineer.

OE.NETWORK (Network Environment in which the MFP is connected)

- The responsible person in the organization who uses MFP carries out the tapping prevention measures by setting the cipher communications equipment and the tapping detection equipment to the LAN of the office where MFP with TOE is installed.
- The responsible person in the organization who uses MFP carries out the measures for the unauthorized access from the outside by setting up the equipment such as the firewall to intercept the access from an external network to MFP with TOE.

OE.FAX-UNIT (Utilization of Fax unit)

The service engineer installs Fax unit which is the optional part on MFP and sets to utilize the function of Fax unit.

OE.SECRET (Appropriate management of confidential information)

The administrator has the user implement the following operation.

- Keep the user password and secure print password confidential.
- Keep the user box password and account password confidential between the users who commonly utilize it.
- Should not set the value that can be guessed for the user password, secure print password and the user box password.
- The user password and the user box password should be properly changed.
- When the administrator changes the user password or the user box password, make the user to change them promptly.

The administrator executes the following operation.

- Avoid setting an easy-to-guess value on the administrator password, account password, SNMP password, encryption passphrase, and WebDAV server password.
- Keep the administrator password, account password, SNMP password, encryption passphrase and WebDAV server password confidential.
- Change the administrator password, account password, SNMP password, encryption passphrase, and WebDAV server password appropriately.

The service engineer executes the following operation.

- Should not set the value that can be guessed for the CE password.
- Keep the CE password confidential.
- The CE password should be properly changed.
- When the service engineer changes the administrator password, make the administrator to change it promptly.

OE.SETTING-SECURITY (Operational setup of Enhanced Security function)

The administrator makes the setup of the enhanced security function effective for the operation of TOE.

4.3. Security Objectives Rationale

4.3.1. Necessity

The correspondence between the assumptions, threats and security objectives are shown in the following table. It shows that the security objectives correspond to at least one assumption or threat.

Table 1 Conformity of security objectives to assumptions, threats, and organization security policies

| Organization security policies Assumptions Threats | A.AADMIN | A.SERVICE | A.NETWORK | A.SECRET | A.SETTING | T.DISCARD-MFP | T.BRING-OUT-STORAGE | T.ACCESS-PRIVATE-BOX | T.ACCESS-PUBLIC-BOX | T.ACCESS-GROUP-BOX | T.ACCESS-SECURE-PRINT | T.UNEXPECTED-TRANSMISSION | T.ACCESS-SETTING | T.BACKUP-RESTORE | P.COMMUNICATION-DATA | P.REJECT-LINE |
|--|----------|-----------|-----------|----------|-----------|---------------|---------------------|----------------------|---------------------|--------------------|-----------------------|---------------------------|------------------|------------------|----------------------|---------------|
| Security objectives policy | | | | | | | | | | | | | | | | |
| O.REGISTERED-USER | | | | | | | | X | X | X | X | | | | | |
| O.PRIVATE-BOX | | | | | | | | X | | | | | | | | |
| O.PUBLIC-BOX | | | | | | | | | X | | | | | | | |
| O.GROUP-BOX | | | | | | | | | | X | | | | | | |
| O.SECURE-PRINT | | | | | | | | | | | X | | | | | |
| O.CONFIG | | | | | | | | | | | | X | X | X | X | |
| O.OVERWRITE-ALL | | | | | | X | | | | | | | | | | |
| O.CRYPTO-KEY | | | | | | | X | | | | | | | | | |
| O.TRUSTED-PASS | | | | | | | | | | | | | | | X | |
| O.CRYPTO-MAIL | | | | | | | | | | | | | | | X | |
| O.FAX-CONTROL | | | | | | | | | | | | | | | | X |
| O.CRYPTO-CAPABILITY | | | | | | | X | | | | | | | | | |
| O.AUTH-CAPABILITY | | | | | | | | X | X | X | X | | | | | |
| OE.FEED-BACK | | | | | | | | X | X | X | X | X | X | X | X | |
| OE.SERVER | | | | | | | | X | X | X | X | | | | | |
| OE.SESSION | | | | | | | | X | X | X | X | X | X | X | X | |
| OE.ADMIN | X | | | | | | | | | | | | | | | |
| OE.SERVICE | | X | | | | | | | | | | | | | | |
| OE.NETWORK | | | X | | | | | | | | | | | | | |
| OE.FAX-UNIT | | | | | | | | | | | | | | | | X |
| OE.SECRET | | | | X | | | | | | | | | | | | |
| OE.SETTING-SECURITY | | | | | X | | | | | | | | | | | |

4.3.2. Sufficiency of Assumptions

The security objectives for the assumptions are described as follows.

- **A.ADMIN (Personnel Conditions to be an Administrator)**

This condition assumes that administrators are not malicious.

With OE.ADMIN, the organization that uses the MFP assigns personnel who are reliable in the organization that uses the MFP, so the reliability of the administrator is realized.

- **A.SERVICE (Personnel Conditions to be a Service Engineer)**

This condition assumes the service engineer are not malicious.

With OE.SERVICE, the organization that manages the maintenance of the MFP educates the service engineer. Also the administrator needs to observe the maintenance of the MFP, so that the reliability of service engineers is assured.

- **A.NETWORK (Network Connection Conditions for the MFP)**

This condition assumes that there are no wiretapping activities for the intra-office LAN and no access by an unspecified person from an external network.

OE.NETWORK regulates the wiretapping prevention by the installation of devices such as a wiretapping detection device and device to perform the encryption communication on the intra-office LAN. It also regulates the unauthorized access prevention from external by the installation of devices such as firewall in order to block access to the MFP from the external networks, so that this condition is realized.

- **A.SECRET (Operating condition concerning confidential information)**

This condition assumes each password and encryption passphrase using for the use of TOE should not be leaked by each user.

OE.SECRET regulates that the administrator makes the user to execute the operation rule concerning the secure print password, user box password, user password, and account password and that the administrator executes the operation rule concerning the administrator password, SNMP password, encryption passphrase, account password, and WebDAV server password. It also regulates that the service engineer executes the operation rule concerning the CE password, and that the service engineer makes the administrator to execute the operation rule concerning the administrator password, so that this condition is realized.

- **A.SETTING (Enhanced Security Function Operational Setup Condition)**

This condition assumes the enhanced security function operational settings condition is satisfied.

OE.SETTING-SECURITY regulates that this is used after the administrator activates the enhanced security function, so that this condition is realized.

4.3.3. Sufficiency of Threats

The security objectives against threats are described as follows.

- **T.DISCARD-MFP (Lease return and disposal of MFP)**

This threat assumes the possibility of leaking information from MFP collected from the user. O.OVERWRITE-ALL is that TOE provides the function to overwrite data for the deletion of all area of HDD and initializes the information of NVRAM, so that the possibility of the threat is removed by executing this function before MFP is collected.

Accordingly, this threat is countered sufficiently.

- **T.BRING-OUT-STORAGE (Unauthorized bring-out of HDD)**

This threat assumes the possibility that the image data in HDD leaks by being stolen from the operational environment under MFP used or by installing the unauthorized HDD and taking away with the data accumulated in it.

For the above, the possibility of the threat is reduced because O.CRYPTO-KEY assumes that TOE generates an encryption key to encrypt the data written in the HDD, and a mechanical operation to use the encryption function by ASIC is supported by O.CRYPTO-CAPABILITY.

Accordingly, this threat is countered sufficiently.

- **T.ACCESS-PRIVATE-BOX (Unauthorized access to personal user box using user function)**

This threat assumes the possibility that an unauthorized operation is done by using the user function for the personal user box which each user uses to store the image file.

O.REGISTERED-USER is assumed that only the user to whom TOE was registered is permitted to use MFP installed TOE, furthermore, the operation of a personal user box and the user box file in a personal user box is restricted only to the user who is the owner by O.PRIVATE-BOX, so that the possibility of the threat is reduced. When the user information management server is used, the possibility of the threat is reduced because the user identification and authentication function is operated through O.AUTH-CAPABILITY supporting the operation for the user identification and authentication function by the user information management server of Active Directory and through OE.SERVER setting to use the user management by the administrator.

OE.FEED-BACK uses the application regulating to return the protected feedback for the entered password in the user's authentication, and OE.SESSION also requires the log-off operation after the operation ends, so that O.REGISTERED-USER and O.PRIVATE-BOX are supported sufficiently.

Accordingly, this threat is countered sufficiently.

- **T.ACCESS-PUBLIC-BOX (Unauthorized access to public user box using user function)**

This threat assumes the possibility that an unauthorized operation is done by using the user function for the public user box which each user shares to store the image file.

O.REGISTERED-USER assumes that only the user to whom TOE was registered is permitted to use MFP installing TOE, furthermore, the operation of the public user box and the user box file in the public user box is restricted only to the user who is permitted by O.PUBLIC-BOX, so that the possibility of the threat is reduced. When the user information management server is used, the possibility of the threat is reduced because the user identification and authentication function is operated through O.AUTH-CAPABILITY supporting the operation for the user identification and authentication function by the user information management server of Active Directory and through OE.SERVER setting to use

the user management by the administrator.

OE.FEED-BACK uses the application regulating to return the protected feedback for the entered password in the user's authentication and user box's authentication, and OE.SESSION requires the log-off operation after the operation ends, so that O.REGISTERED-USER and O.PUBLIC-BOX are supported sufficiently.

Accordingly, this threat is countered sufficiently.

- **T.ACCESS-GROUP-BOX (Unauthorized access to a group user box using user function)**

This threat assumes the possibility that an unauthorized operation is performed by using the user function for the group box that is a storage area of image file used by user who is permitted the use of the account, or the user box file in it.

O.REGISTERED-USER assumes that only the user to whom TOE was registered is permitted to use MFP installed TOE, furthermore, the operation of the group user box and user box file in the group user box is restricted only to the permitted user by O.GROUP-BOX, so that the possibility of the threat is removed. When the user information management server is used, the possibility of the threat is reduced because the user identification and authentication function is operated through O.AUTH-CAPABILITY supporting the operation for the user identification and authentication function by the user information management server of Active Directory and through OE.SERVER setting to use the user management by the administrator.

OE.FEED-BACK uses the application regulating to return the protected feedback for the entered password in the user's authentication and account's authentication, and OE.SESSION also requires the log-off operation after the operation ends, so that O.REGISTERED-USER and O.GROUP-BOX are supported sufficiently.

Accordingly, this threat is countered sufficiently.

- **T.ACCESS-SECURE-PRINT (Unauthorized access to a secure print file or an ID & print file using the user function)**

This threat assumes the possibility that an unauthorized operation is done to the secure print and ID & print using user function.

O.REGISTERED-USER assumes that only the user to whom TOE was registered is permitted to use MFP installing TOE, furthermore, the operations of the secure print and ID & print are limited only to the authorized user by O.SECURE-PRINT, so that the possibility of the threat is reduced. When the external user information management server is used, the possibility of the threat is reduced because the user identification and authentication function is operated through O.AUTH-CAPABILITY supporting the operation for the user identification and authentication function by the user information management server of Active Directory and through OE.SERVER setting to use the user management by the administrator.

OE.FEED-BACK uses the application regulating to return the protected feedback for the entered password in the user's authentication and access authentication to the secure print, and OE.SESSION requires the log-off operation after the operation ends, so that O.REGISTERED-USER and O.SECURE-PRINT are supported sufficiently.

Accordingly, this threat is countered sufficiently.

- **T.UNEXPECTED-TRANSMISSION (Transmission to unintended address)**

This threat assumes the possibility of sending the user box file to the address that isn't intended, when the network setting that relates to the transmission is illegally changed. This is concerned about a possibility that the user box file is transmitted to the specified server illegally without the change of the network environment constitution by the malicious person by, for instance, illegally being changed the address of the SMTP server that relays E-mail for the E-mail, or illegally being changed the address of the DNS server where the domain name is inquired when the address of the SMTP server is used for a search of the domain name. For FTP transmission, by being likely to use the mechanism of the search of the domain name is concerned about the similar possibility of the incident might be occurred by E-mailing.

Furthermore, when the network setting which is related to the address of MFP is modified illegally, it assumes the possibility to use the print function to the unauthorized entity from client PC by the user who believes as TOE. Especially, it becomes a problem if a secure print file or an ID & print file which is required to be concealed from other users in the office is transmitted to the unauthorized entity.

In addition to this, the setting of PC-FAX operation and the setting of TSI reception assumes the possibility of unintended box file storing at FAX reception.

On the other hand, O.CONFIG regulates that the role to operate the network setting relating to the transmission of TOE, the setting of PC-FAX operation and the setting of TSI reception are limited to the administrator, and so the possibility of this threat is removed.

OE.FEED-BACK uses the application regulating that the feedback protected is returned for the entered password by the administrator's authentication and OE.SESSIOIN requires to logoff after the operation ends, so that O.CONFIG is supported sufficiently.

Accordingly, this threat is countered sufficiently.

- **T.ACCESS-SETTING (Unauthorized change of function setting condition related to security)**

This threat assumes the possibility of developing consequentially into the leakage of the user box files, secure print files, or ID & print files by having been changed the specific function setting which relates to security.

O.CONFIG regulates that only the administrator is permitted to perform the setup of the enhanced security function that controls all setting function related to a series of security, and so the possibility of the threat is removed.

OE.FEED-BACK uses the application regulating that the feedback protected is returned for the entered various passwords by the administrator's authentication, and OE.SESSIOIN is also requested to logoff respectively after the operations of the administrator mode ends, so that O.CONFIG is supported sufficiently.

Accordingly, this threat is countered sufficiently.

- **T.BACKUP-RESTORE (Unauthorized use of back-up function and restoration function)**

This threat assumes a possibility that user box files, secure print files, or ID & print files may leak when the back-up function or the restoration function is illegally used. Moreover, this assumes that confidential data such as passwords might leak or various settings are falsified, so that user box files, secure print files, or ID & print files may leak.

O.CONFIG regulates that the use of the back-up function and the restoration function is permitted only to the administrator, so that the possibility of the threat is removed.

OE.FEED-BACK uses the application regulating that the protected feedback is returned for the entered password by the administrator authentication and OE.SESSIOIN is also

requested the log-off operation after the operation ends, and so O.CONFIG is sufficiently supported.

Accordingly, this threat is countered sufficiently.

4.3.4. Sufficiency of Organizational Security Policies

Security objective corresponding to organizational security policies is explained as follows.

- **P.COMMUNICATION-DATA (secure communication of image file)**

This organizational security policy prescribes carrying out processing via trusted pass to a correct destination or encrypting to ensure the confidentiality about the image file which flows on a network in the case of the organization or the user expect to be protected. As this corresponds as one's request, there is no need to provide secure communication function for all communication. At least one secure communication method between MFP and client PC needs to be provided when transmitting the secure print file or the user box file.

O.TRUSTED-PASS provides Trusted Channel to a correct destination in the transmission and reception of an image between MFP and client PCs for user box files, secure print files, and ID & print files that save confidential images, so that the organizational security policies is achieved.

Also, the security objective provides the transmission function to a correct destination by encrypting the user box file transmitted by e-mail from MFP to client PC by

O.CRYPTO-MAIL, so that the organizational security policies is achieved.

Furthermore, O.CONFIG restricts the Trusted Channel function setting data, the management of the user box files' encryption by e-mail and the transmission address data to the administrator. And, OE.FEED-BACK uses the application regulating that the protected feedback is returned for the entered password in the administrator's authentication, and OE.SESSION is also regulated to log off after the operations of the administrator mode ends, so that O.CONFIG is supported.

Accordingly, this organizational security policy is sufficiently to achieve.

- **P.REJECT-LINE (Access prohibition from public line)**

This organizational security policy prohibits being accessed to a stored data in a client PC and a server existing in internal network or a general data flowing on internal network from public line via the port of Fax public line on Fax unit installed to MFP.

This means that communication, like remote diagnostic function or illegal operation command, except image data which is sent from public line network and forwarded to internal network via the port of Fax public line of MFP is not forwarded to internal network, even though Fax unit is installed on MFP at the request of the organization.

O.FAX-CONTROL prohibits the access to the data existing in internal network including a general data from public line via the port of Fax public line.

Also, OE.FAX-UNIT is regulated to install Fax unit which is the optional part on MFP by service engineer, so that O.FAX-CONTROL is supported.

Accordingly, this organizational security policy is achieved.

5. Extended Components Definition

5.1. Extended Function Component

In this ST, three extended function components are defined. The necessity of each security function requirement and the reason of the labeling definition are described.

- **FAD_RIP.1**

This is the security function requirement for the protection of the remaining information of user data and TSF data.

- Necessity of extension

The regulation for the protection of the TSF data remaining information is necessary. But the security function requirement to explain the protection of the remaining information exists only in FDP_RIP.1 for the user data. There is no security function requirement to satisfy this requirement.

- Reason for applied class (FAD)

There is no requirement to explain both of the user data and the TSF data with no distinction. Therefore, new Class was defined.

- Reason for applied family (RIP)

As this is the extension up to the TSF data by using the content explained by the relevant family of FDP class, the same label of this family was applied.

- **FIT_CAP.1**

This is the security function requirement for regulating the necessary ability for TOE to use effectively the security function of the external entity, IT environment.

- Necessity of extension

In case of TOE using the external security functions, the external security function to be surely secure is important, but TOE ability to provide is very important in order to use correctly the external security function. But there is no concept as this requirement in the security function requirements.

- Reason for applied class (FIT)

There is no such concept in CC part 2. Therefore, new Class was defined.

- Reason for applied family (CAP.1)

As similar to class, there is no such concept in CC part 2. Therefore, new Family was defined.

5.1.1. FAD_RIP.1 Definition

- **Class name**

FAD: Protection of all data

Meaning of abbreviation: FAD (Functional requirement for All Data protection)

- **Class behavior**

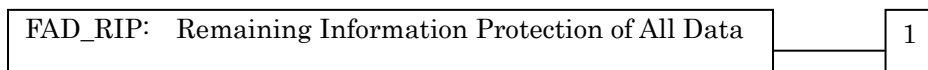
This class contains a family specifying the requirement related with the protection of the user data and the TSF data with no distinction. One family exists here.

- Remaining Information Protection of All Data (FAD_RIP);

- **Family behavior**

This family corresponds to the necessity never to access the deleted data or newly created object and TSF data which should not set as accessible. This family requires the protection for the information that was deleted or released logically but has a possibility to exist still in TOE.

- **Component leveling**



FAD_RIP.1: "Remaining Information Protection of All Data after the explicit deletion operation" requires of TSF to assure that the subset of the defined object controlled by TSF cannot utilize every remaining information of every resource under the allocation of resource or the release of it.

| |
|---|
| Audit : FAD_RIP.1 |
| The use of the user identification information with the explicit deletion operation |
| Management : FAD_RIP.1 |
| No expected management activity |

| | |
|------------------|--|
| FAD_RIP.1 | Remaining Information Protection of All Data after the explicit deletion operation |
| FAD_RIP.1.1 | TSF shall ensure that the content of the information allocated to source before shall not be available after the explicit deletion operation against the object and TSF data.: [assignment: object list and TSF data list] |
| Hierarchical to | : No other components |
| Dependencies | : No dependencies |

5.1.2. FIT_CAP.1 Definition

- **Class name**

FIT: Support for IT environment entity

Meaning of abbreviation: FIT (Functional requirement for IT environment support)

- **Class behavior**

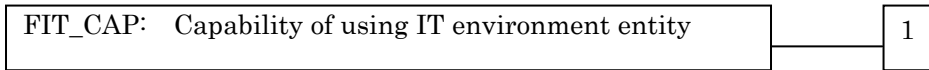
This class contains a family specifying the requirement related with the use of the security service provided by IT environment entity. One family exists here.

- Use of IT environment entity (FIT_CAP);

- **Family behavior**

This family corresponds to the capability definition for TOE at the use of security function of IT environment entity.

● **Component leveling**



Meaning of abbreviation: CAP (CAPability of using it environment)

FIT_CAP.1: "Capability of using security service of IT environment entity" corresponds to the substantiation of capability needed to use the security function correctly provided by IT environment entity.

| |
|--|
| Audit : FIT_CAP.1 |
| The following actions should be auditable if FAU_GEN Security audit data generation is included in the PP/ST. a) Minimal Failure of operation for IT environment entity b) Basic Use all operation of IT environment entity (success, failure) |
| Management : FIT_CAP.1 |
| The following actions could be considered for the management functions in FMT. There is no management activity expected |

| | |
|------------------|---|
| FIT_CAP.1 | Capability of using security service of IT environment entity |
| FIT_CAP.1.1 | TSF shall provide the necessary capability to use the service for [assignment: <i>security service provided by IT environment entity</i>]. : [assignment: <i>necessary capability list for the operation of security service</i>] |
| Hierarchical to | : No other components |
| Dependencies | : No dependencies |

6. IT Security Requirements

In this chapter, the TOE security requirements are described.

<Definition of Label>

The security function requirements required for the TOE are described. Those regulated in CC Part 2 will be directly used for the functional requirements components, and the same labels will be used as well. The new additional requirement which is not described in CC part 2 is newly established and identified with the label that doesn't compete with CC part 2.

< Method of specifying security function requirement "Operation" >

In the following description, when items are indicated in "italic" and "bold." it means that they are assigned or selected. When items are indicated in "italic" and "bold" with parenthesis right after the underlined original sentences, it means that the underlined sentences are refined. A number in the parentheses after a label means that the functional requirement is used repeatedly.

<Method of clear indication of dependency>

The label in the parentheses "(") in the dependent section indicates a label for the security functional requirements used in this ST. When it is a dependency that is not required to be used in this ST, it is described as "N/A" in the same parentheses.

6.1. TOE Security Requirements

6.1.1. TOE Security Function Requirements

6.1.1.1. Cryptographic Support

| FCS_CKM.1 | | Cryptographic key generation |
|--|---|---|
| FCS_CKM.1.1 | | |
| The TSF shall generate cryptographic keys in accordance with a specified cryptographic key generation algorithm [assignment: <i>cryptographic key generation algorithm</i>] and specified cryptographic key sizes [assignment: <i>cryptographic key sizes</i>] that meet the following: [assignment: <i>list of standards</i>]. | | |
| [assignment: <i>list of standards</i>] : | | |
| Listed in "Table2 Cryptographic key generation Relation of Standards-Algorithm-Key sizes" | | |
| [assignment: <i>cryptographic key generation algorithm</i>] : | | |
| Listed in "Table2 Cryptographic key generation Relation of Standards-Algorithm-Key sizes" | | |
| [assignment: <i>cryptographic key sizes</i>] : | | |
| Listed in "Table2 Cryptographic key generation Relation of Standards-Algorithm-Key sizes" | | |
| Hierarchical to | : | No other components |
| Dependencies | : | FCS_CKM.2 or FCS_COP.1 (FCS_COP.1, FCS_CKM.4 (N/A)) |

Table 2 Cryptographic Key Generation: Relation of Standards-Algorithm-Key sizes

| List of Standards | Cryptographic Key Generation Algorithm | Cryptographic Key sizes |
|---|---|--|
| <i>FIPS 186-2</i> | <i>Pseudorandom number Generation Algorithm</i> | - 128 bits - 192 bits - 168 bits - 256 bits |
| <i>Konica Minolta Encryption specification standard</i> | <i>Konica Minolta HDD Encryption Key Generation Algorithm</i> | - 128 bits |

| FCS_COP.1 | | Cryptographic operations |
|---|---|--|
| FCS_COP.1.1 | | |
| The TSF shall perform [assignment: <i>list of Cryptographic operations</i>] in accordance with a specified cryptographic algorithm [assignment: <i>cryptographic algorithm</i>] and cryptographic key sizes [assignment: <i>cryptographic key sizes</i>] that meet the following: [assignment: <i>list of standards</i>]. | | |
| [assignment: <i>list of standards</i>] : <i>Listed in "Table3 Cryptographic operation Relation of Algorithm-Key sizes-Cryptographic operation"</i> | | |
| [assignment: <i>cryptographic algorithm</i>] : <i>Listed in "Table3 Cryptographic operation Relation of Algorithm-Key sizes-Cryptographic operation"</i> | | |
| [assignment: <i>cryptographic key sizes</i>] : <i>Listed in "Table3 Cryptographic operation Relation of Algorithm-Key sizes-Cryptographic operation"</i> | | |
| [assignment: <i>list of cryptographic operation</i>] : <i>Listed in "Table3 Cryptographic operation Relation of Algorithm-Key sizes-Cryptographic operation"</i> | | |
| Hierarchical to | : | No other components |
| Dependencies | : | FDP_ITC.1 or FDP_ITC.2 or FCS_CKM.1 (FCS_CKM.1 (only a part of events)), FCS_CKM.4 (N/A) |

Table 3 Cryptographic Operation: Relation of Algorithm-Keysizes-Cryptographic Operation

| List of standards | Cryptographic algorithm | Cryptographic key sizes | Contents of Cryptographic operation |
|---------------------|-------------------------|--|--|
| <i>FIPS PUB 197</i> | <i>AES</i> | - 128 bits - 192 bits - 256 bits | <i>Encryption of S/MIME transmission data</i> |
| <i>SP800-67</i> | <i>3-Key-Triple-DES</i> | - 168 bits | <i>Encryption of S/MIME transmission data</i> |
| <i>FIPS 186-2</i> | <i>RSA</i> | - 1024 bits - 2048 bits - 3072 bits - 4096 bits | <i>Encryption of cryptographic key to encrypt S/MIME transmission data</i> |

6.1.1.2. User Data Protection

| | |
|--|------------------------------|
| FDP_ACC.1[1] | Subset access control |
| FDP_ACC.1.1[1] | |
| The TSF shall enforce the [assignment: <i>access control SFP</i>] on [assignment: <i>list of subjects, objects, and operations among subjects and objects covered by the SFP</i>]. | |
| [assignment: <i>list of subjects, objects, and operations among subjects and objects covered by the SFP</i>] : Listed in "Table4 User box access control operational list " | |
| [assignment: <i>access control SFP</i>] : User Box access control | |
| Hierarchical to | : No other components |
| Dependencies | : FDP_ACF.1 (FDP_ACF.1[1]) |

Table 4 User Box Access Control: Operational List

| Subject | Object | Operational List |
|---------------------------------|----------------------|---|
| <i>A task to act for a user</i> | <i>User Box</i> | - List |
| | <i>User Box File</i> | - Print - Transmission (E-mail transmission, FTP transmission, SMB transmission, FAX transmission and WebDAV transmission) - Download - Move to other user boxes - Copy to other user boxes - Copy to USB memory - Backup |

| | |
|--|------------------------------|
| FDP_ACC.1[2] | Subset access control |
| FDP_ACC.1.1[2] | |
| The TSF shall enforce the [assignment: <i>access control SFP</i>] on [assignment: <i>list of subjects, objects, and operations among subjects and objects covered by the SFP</i>]. | |
| [assignment: <i>list of subjects, objects, and operations among subjects and objects covered by the SFP</i>] : Listed in "Table5 Secure print file access control operational list" | |
| [assignment: <i>access control SFP</i>] : Secure print file access control | |
| Hierarchical to | : No other components |
| Dependencies | : FDP_ACF.1 (FDP_ACF.1[2]) |

Table 5 Secure Print File Access Control: Operational List

| Subject | Object | Operational list |
|---------------------------------|---|--------------------------------|
| <i>A task to act for a user</i> | <i>Secure Print File Access Control</i> | - List - Print - Back-Up |

| | |
|--|------------------------------|
| FDP_ACC.1[3] | Subset access control |
| FDP_ACC.1.1[3] | |
| The TSF shall enforce the [assignment: <i>access control SFP</i>] on [assignment: <i>list of subjects, objects, and operations among subjects and objects covered by the SFP</i>]. | |
| [assignment: <i>list of subjects, objects, and operations among subjects and objects covered by the SFP</i>] : | |

| | |
|--|----------------------------|
| Listed in "Table6 Setting management access control operational list" | |
| [assignment: <i>access control SFP</i>] : | |
| Setting management access control | |
| Hierarchical to | : No other components |
| Dependencies | : FDP_ACF.1 (FDP_ACF.1[3]) |

Table 6 Setting Management Access Control: Operational List

| Subject | Object | Operational list |
|---------------------------------|--|---|
| <i>A task to act for a user</i> | <ul style="list-style-type: none"> - <i>SMTP Server Group Object</i> - <i>DNS Server Group Object</i> - <i>MFP Address Group Object</i> ⁷ - <i>PC-FAX operation setting Object</i> - <i>Transmission Address Data Object</i> | <ul style="list-style-type: none"> - <i>Settings</i> - <i>Restore</i> |

| | |
|--|------------------------------|
| FDP_ACC.1[4] | Subset access control |
| FDP_ACC.1.1[4] | |
| The TSF shall enforce the [assignment: <i>access control SFP</i>] on [assignment: <i>list of subjects, objects, and operations among subjects and objects covered by SFP</i>]. | |
| [assignment: <i>list of subjects, objects, and operations among subjects and objects covered by SFP</i>] : | |
| Listed in "Table7 ID & print file Access Control operational list" | |
| [assignment: <i>access control SFP</i>] : | |
| ID & print file access control | |
| Hierarchical to | : No other components |
| Dependencies | : FDP_ACF.1 (FDP_ACF.1[4]) |

Table 7 ID & Print file Access Control: Operational List

| Subject | Object | Operational list |
|---------------------------------|----------------------------|--|
| <i>A task to act for a user</i> | <i>ID & print File</i> | <ul style="list-style-type: none"> - <i>List</i> - <i>Print</i> - <i>Backup</i> |

| | |
|---|--|
| FDP_ACF.1[1] | Security attribute based access control |
| FDP_ACF.1.1[1] | |
| The TSF shall enforce the [assignment: <i>access control SFP</i>] to objects based on the following: [assignment: <i>list of subjects and objects controlled under the indicated SFP, and for each, the SFP-relevant security attributes, or named groups of SFP-relevant security attributes</i>]. | |
| [assignment: <i>list of subjects and objects controlled under the indicated SFP, and for each, the SFP-relevant security attributes, or named groups of SFP-relevant security attributes</i>] : | |
| <p><Subject></p> <ul style="list-style-type: none"> - <i>A task to act for a user</i> | <p><Subject attributes></p> <ul style="list-style-type: none"> → - <i>User Attribute (User ID)</i> - <i>Account Name (Account ID)</i> - <i>User Box Attribute (User Box ID)</i> - <i>Administrator Attribute</i> |
| ----- | |
| <p><Object></p> <ul style="list-style-type: none"> - <i>User Box</i> - <i>User Box File</i> | <p><Object attributes></p> <ul style="list-style-type: none"> → - <i>User Attribute (User ID or Public or Account ID)</i> → - <i>User Box Attribute (User Box ID)</i> |
| [assignment: <i>access control SFP</i>] : | |

⁷ The MFP address group object is a series of data concerning the address of the main body of MFP such as IP address and the Appletalk printer name.

| | |
|---|--|
| User Box access control | |
| FDP_ACF.1.2[1] | |
| The TSF shall enforce the following rules to determine if an operation among controlled subjects and controlled objects is allowed: [assignment: <i>rules governing access among controlled subjects and controlled objects using controlled operations on controlled objects</i>]. | |
| [assignment: <i>rules governing access among controlled subjects and controlled objects using controlled operations on controlled objects</i>] : | |
| <p><Operation control to Personal user box> <i>A task to act for a user is permitted to do the list display operation to the user box with the user attribute (user ID) of an object attribute corresponding to the user attribute (user ID) of the subject attribute.</i></p> <p><Operation control to Group user box> <i>A task to act for a user is permitted to do the list display operation to the user box with the Account Name (account ID) of an object attribute corresponding to the Account Name (account ID) of the subject attribute.</i></p> <p><Operation control to Public user box> <i>A task to act for the user who is related to the user attribute (user ID) is permitted to do the list display operation to the user box where "Public" is set to the user attributes of the object attribute.</i></p> <p><Operational control to User box file> <i>A task to act for a user is permitted to print, transmit (E-mail transmission, FTP transmission, SMB transmission, FAX transmission and WebDAV transmission), download, move to other user boxes, copy to the other user boxes and copy to USB memory, to the user box file that have the matched the user box attribute (user box ID) of the object attribute with the user box attribute (user box ID) of the subject attribute.</i></p> | |
| FDP_ACF.1.3[1] | |
| The TSF shall explicitly authorise access of subjects to objects based on the following additional rules: [assignment: <i>rules, based on security attributes, that explicitly authorise access of subjects to objects</i>]. | |
| [assignment: <i>rules, based on security attributes, that explicitly authorise access of subjects to objects</i>] : | |
| <ul style="list-style-type: none"> - <i>A task to act for the user that has a administrator attribute is permitted to operate displaying of user box list.</i> - <i>A task to act for the user that has a administrator attribute is permitted to operate the back-up the user box file.</i> | |
| FDP_ACF.1.4[1] | |
| The TSF shall explicitly deny access of subjects to objects based on the [assignment: <i>rules, based on security attributes that explicitly deny access of subjects to objects</i>]. | |
| [assignment: <i>rules, based on security attributes, that explicitly deny access of subjects to objects</i>] : | |
| None | |
| Hierarchical to | : No other components |
| Dependencies | : FDP_ACC.1 (FDP_ACC.1[1]), FMT_MSA.3 (FMT_MSA.3[1], FMT_MSA.3[3]) |

| | |
|---|--|
| FDP_ACF.1[2] | Security attribute based access control |
| FDP_ACF.1.1[2] | |
| The TSF shall enforce the [assignment: <i>access control SFP</i>] to objects based on the following: [assignment: <i>list of subjects and objects controlled under the indicated SFP, and for each, the SFP-relevant security attributes, or named groups of SFP-relevant security attributes</i>]. | |
| [assignment: <i>list of subjects and objects controlled under the indicated SFP, and for each, the SFP-relevant security attributes, or named groups of SFP-relevant security attributes</i>] : | |
| <Subject> | <Subject attributes> |
| - <i>task substituted for a user</i> → | <ul style="list-style-type: none"> - <i>File attributes (Secure print internal control ID)</i> - <i>User attributes (User ID)</i> - <i>Administrator attributes</i> |
| ----- | |

| | |
|---|---|
| <Object> - Secure print file | <Object attributes> → - File attributes (Secure print internal control ID) |
| [assignment: <i>access control SFP</i>] : | |
| Secure print file access control | |
| FDP_ACF.1.2[2] | |
| The TSF shall enforce the following rules to determine if an operation among controlled subjects and controlled objects is allowed: [assignment: <i>rules governing access among controlled subjects and controlled objects using controlled operations on controlled objects</i>]. | |
| [assignment: <i>rules governing access among controlled subjects and controlled objects using controlled operations on controlled objects</i>] : | |
| <ul style="list-style-type: none"> - A task to act for a user who has a user attribute (user ID) is permitted to display of the list of all the secure print files. - A task to act for a user who has the file attribute (the secure print internal control ID) is permitted the print operation to the secure print file that has matched the file attribute (secure print internal control ID) with the file attribute (secure print internal control ID). | |
| FDP_ACF.1.3[2] | |
| The TSF shall explicitly authorise access of subjects to objects based on the following additional rules: [assignment: <i>rules, based on security attributes, that explicitly authorise access of subjects to objects</i>]. | |
| [assignment: <i>rules, based on security attributes, that explicitly authorise access of subjects to objects</i>] : | |
| A task to act for a user who has a administrator attribute is permitted to back up secure print file. | |
| FDP_ACF.1.4[2] | |
| The TSF shall explicitly deny access of subjects to objects based on the [assignment: <i>rules, based on security attributes, that explicitly deny access of subjects to objects</i>]. | |
| [assignment: <i>rules, based on security attributes, that explicitly deny access of subjects to objects</i>] : | |
| None | |
| Hierarchical to | : No other components |
| Dependencies | : FDP_ACC.1 (FDP_ACC.1[2]) , FMT_MSA.3 (FMT_MSA.3[2]) |

| | |
|--|--|
| FDP_ACF.1[3] | Security attribute based access control |
| FDP_ACF.1.1[3] | |
| The TSF shall enforce the [assignment: <i>access control SFP</i>] to objects based on the following: [assignment: <i>list of subjects and objects controlled under the indicated SFP, and for each, the SFP-relevant security attributes, or named groups of SFP-relevant security attributes</i>]. | |
| [assignment: <i>list of subjects and objects controlled under the indicated SFP, and for each, the SFP-relevant security attributes, or named groups of SFP-relevant security attributes</i>] : | |
| <Subject> - Task substituted for a user | <Subject attributes> → - Administrator attributes |
| ----- | |
| <Object> <ul style="list-style-type: none"> - SMTP server group object - DNS server group object - MFP address group object - PC-FAX operation setting object - Transmission Address data object | |
| * No Object Attribute | |
| [assignment: <i>access control SFP</i>] : | |
| Setting management access control | |
| FDP_ACF.1.2[3] | |
| The TSF shall enforce the following rules to determine if an operation among controlled subjects and controlled objects is allowed: [assignment: <i>rules governing access among controlled subjects and controlled objects using controlled operations on controlled objects</i>]. | |
| [assignment: <i>rules governing access among controlled subjects and controlled objects using controlled operations on controlled objects</i>] : | |
| <ul style="list-style-type: none"> - A task act for a user who has a administrator attribute is permitted to set the SMTP server group object, the DNS server group object, the MFP address group object, the PC-FAX operation setting | |

| | |
|---|---|
| object, and the transmission address data object and to operate the restoration. | |
| FDP_ACF.1.3[3] | The TSF shall explicitly authorise access of subjects to objects based on the following additional rules: [assignment: rules, based on security attributes, that explicitly authorise access of subjects to objects]. |
| | [assignment: rules, based on security attributes, that explicitly authorise access of subjects to objects] : None |
| FDP_ACF.1.4[3] | The TSF shall explicitly deny access of subjects to objects based on the [assignment: rules, based on security attributes, that explicitly deny access of subjects to objects]. |
| | [assignment: rules, based on security attributes, that explicitly deny access of subjects to objects] : None |
| Hierarchical to | : No other components |
| Dependencies | : FDP_ACC.1 (FDP_ACC.1[3]), FMT_MSA.3 (N/A) |

| | |
|---------------------|--|
| FDP_ACF.1[4] | Security attribute based access control |
|---------------------|--|

| | | | | | | | | | | | |
|---------------------------------------|--|------------------------|-----------------------------------|---------------------------------------|---|-------|--|-----------------------|----------------------------------|------------------------------|--------------------------------------|
| FDP_ACF.1.1[4] | The TSF shall enforce the [assignment: <i>access control SFP</i>] to objects based on the following: [assignment: <i>list of the subjects and objects controlled under the indicated SFP, and for each, SFP-relevant security attributes, or named groups of SFP-relevant security attributes</i>]. | | | | | | | | | | |
| | [assignment: <i>list of the subjects and objects controlled under the indicated SFP, and for each, SFP-relevant security attributes, or named groups of SFP-relevant security attributes</i>] : <table border="0"> <tr> <td><Subject></td> <td><Subject attributes></td> </tr> <tr> <td>- <i>Task substituting for a user</i></td> <td>→ - <i>User attributes (user ID)</i> - <i>Administrator attributes</i></td> </tr> <tr> <td colspan="2">-----</td> </tr> <tr> <td><Object></td> <td><Object attributes></td> </tr> <tr> <td>- <i>ID & print file</i></td> <td>→ - <i>User attributes (user ID)</i></td> </tr> </table> | <Subject> | <Subject attributes> | - <i>Task substituting for a user</i> | → - <i>User attributes (user ID)</i> - <i>Administrator attributes</i> | ----- | | <Object> | <Object attributes> | - <i>ID & print file</i> | → - <i>User attributes (user ID)</i> |
| <Subject> | <Subject attributes> | | | | | | | | | | |
| - <i>Task substituting for a user</i> | → - <i>User attributes (user ID)</i> - <i>Administrator attributes</i> | | | | | | | | | | |
| ----- | | | | | | | | | | | |
| <Object> | <Object attributes> | | | | | | | | | | |
| - <i>ID & print file</i> | → - <i>User attributes (user ID)</i> | | | | | | | | | | |
| | [assignment: <i>access control SFP</i>] : ID & print file access control | | | | | | | | | | |
| FDP_ACF.1.2[4] | The TSF shall enforce the following rules to determine if an operation among controlled subjects and controlled objects is allowed: [assignment: <i>rules governing access among controlled subjects and controlled objects using controlled operations on controlled objects</i>]. | | | | | | | | | | |
| | [assignment: <i>rules governing access used for controlled operations to controlled objects among controlled subjects and controlled objects</i>] : - <i>A task substituting for a user is permitted to list and print the ID & print file whose user attributes of the object attributes are equal to those of the subject attributes (user ID).</i> | | | | | | | | | | |
| FDP_ACF.1.3[4] | The TSF shall explicitly authorise access of subjects to objects based on the following supplemental rules: [assignment: <i>rules, based on security attributes, that explicitly authorise access of subjects to objects</i>]. | | | | | | | | | | |
| | [assignment: <i>rules, based on security attributes, that explicitly authorise access of subjects to objects</i>] : <i>A task substituting for a user with the administrator attributes is permitted to back up ID & print files.</i> | | | | | | | | | | |
| FDP_ACF.1.4[4] | The TSF shall explicitly deny access of subjects to objects based on the [assignment: <i>rules, based on security attributes, that explicitly deny access of subjects to objects</i>]. | | | | | | | | | | |
| | [assignment: <i>rules, based on security attributes, that explicitly deny access of subjects to objects</i>] : None | | | | | | | | | | |
| Hierarchical to | : No other components | | | | | | | | | | |
| Dependencies | : FDP_ACC.1 (FDP_ACC.1[4]), FMT_MSA.3 (FMT_MSA.3[4]) | | | | | | | | | | |

| | |
|------------------|--|
| FDP_IFC.1 | Subset information flow control |
|------------------|--|

| | |
|-------------|---|
| FDP_IFC.1.1 | The TSF shall enforce the [assignment: <i>information flow control SFP</i>] on [assignment: <i>list of subjects,</i> |
|-------------|---|

| | |
|--|--------------------------|
| <i>information, and operations that cause controlled information to flow to and from controlled subjects covered by the SFP</i>]. | |
| [assignment: <i>list of subjects, information, and operations that cause controlled information to flow to and from controlled subjects covered by the SFP</i>] : | |
| <p><Subject></p> <ul style="list-style-type: none"> - <i>Reception from Fax unit</i> | |
| <p><Information></p> <ul style="list-style-type: none"> - <i>Received data from public line</i> | |
| <p><Operation></p> <ul style="list-style-type: none"> - <i>Send to internal network</i> | |
| [assignment: <i>information flow control SFP</i>] : | |
| <i>Fax information flow control</i> | |
| Hierarchical to | : No other components |
| Dependencies | : FDP_ IFF.1(FDP_ IFF.1) |

| FDP_ IFF.1 | | Simple security attributes | |
|--|---|---|--|
| FDP_ IFF.1.1 | | | |
| The TSF shall enforce the [assignment: <i>information flow control SFP</i>] based on the following types of subject and information security attributes: [assignment: <i>list of subjects and information controlled under the indicated SFP, and for each, the security attributes</i>]. | | | |
| [assignment: <i>information flow control SFP</i>] : | | | |
| <i>Fax information flow control</i> | | | |
| [assignment: <i>list of subjects and information controlled under the indicated SFP, and for each, the security attributes</i>] : | | | |
| <p><Subject></p> <ul style="list-style-type: none"> - <i>Reception from Fax unit</i> | | | |
| <p><Information></p> <ul style="list-style-type: none"> - <i>Received data from public line</i> | | | |
| <p><Security attribute></p> <ul style="list-style-type: none"> - <i>Image data attribute</i> - <i>Data attribute except image data</i> | | | |
| FDP_ IFF.1.2 | | | |
| The TSF shall permit an information flow between a controlled subject and controlled information via a controlled operation if the following rules hold: [assignment: <i>for each operation, the security attribute-based relationship that must hold between subject and information security attributes</i>]. | | | |
| [assignment: <i>for each operation, the security attribute-based relationship that must hold between subject and information security attributes</i>] : | | | |
| <i>Does not send data except image data received from FAX unit to internal network.</i> | | | |
| FDP_ IFF.1.3 | | | |
| The TSF shall enforce the [assignment: <i>additional information flow control SFP rules</i>]. | | | |
| [assignment: <i>additional information flow control SFP rules</i>] : | | | |
| <i>None</i> | | | |
| FDP_ IFF.1.4 | | | |
| The TSF shall explicitly authorise an information flow based on the following rules: [assignment: <i>rules, based on security attributes, that explicitly authorise information flows</i>]. | | | |
| [assignment: <i>rules, based on security attributes, that explicitly authorise information flows</i>] : | | | |
| <i>None</i> | | | |
| FDP_ IFF.1.5 | | | |
| The TSF shall explicitly deny an information flow based on the following rules: [assignment: <i>rules, based on security attributes, that explicitly deny information flows</i>]. | | | |
| [assignment: <i>rules, based on security attributes, that explicitly deny information flows</i>] : | | | |
| <i>None</i> | | | |
| Hierarchical to | : | No other components | |
| Dependencies | : | FDP_ IFC.1(FDP_ IFC.1) , FMT_ MSA.3 (N/A) | |

6.1.1.3. Identification and Authentication

| FIA_AFL.1[1] Authentication failure handling | |
|---|--|
| FIA_AFL.1.1[1] | |
| The TSF shall detect when [selection: <i>[assignment: positive integer number]</i> , an administrator configurable positive integer within <i>[assignment: range of acceptable values]</i>] unsuccessful authentication attempts occur related to [assignment: <i>list of authentication events</i>]. | |
| [assignment: <i>list of authentication events</i>] : <ul style="list-style-type: none"> - Authentication for accessing the service mode - Re-authentication for changing the CE password. | |
| [selection: <i>[assignment: positive integer number]</i> , an administrator configurable positive integer within <i>[assignment: range of acceptable values]</i>] [assignment: range of acceptable values] : an administrator configurable positive integer within 1-3 | |
| FIA_AFL.1.2[1] | |
| When the defined number of unsuccessful authentication attempts has been [selection: <i>met, surpassed</i>], the TSF shall [assignment: <i>list of actions</i>]. | |
| [selection: <i>met, surpassed</i>] : Met | |
| [assignment: <i>list of actions</i>] : <Action when it is detected> <ul style="list-style-type: none"> - Log off from the authentication status of the service mode if it is, and lock the authentication function which uses the CE password. - If it's not under the authentication status, lock the authentication function which uses the CE password. <Operation for recovering the normal condition> <ul style="list-style-type: none"> - Perform the lock release function of CE authentication by specific operation. <i>(When CE authentication lock time passed from specific operation, the release process is performed.)</i> | |
| Hierarchical to : No other components | |
| Dependencies : FIA_UAU.1 (FIA_UAU.2[1]) | |

| FIA_AFL.1[2] Authentication failure handling | |
|--|--|
| FIA_AFL.1.1[2] | |
| The TSF shall detect when [selection: <i>[assignment: positive integer number]</i> , an administrator configurable positive integer within <i>[assignment: range of acceptable values]</i>] unsuccessful authentication attempts occur related to [assignment: <i>list of authentication events</i>]. | |
| [assignment: <i>list of authentication events</i>] : <ul style="list-style-type: none"> - Authentication for accessing the administrator mode - Re-authentication for changing the administrator password | |
| [selection: <i>[assignment: positive integer number]</i> , an administrator configurable positive integer within <i>[assignment: range of acceptable values]</i>] [assignment: range of acceptable values] : an administrator configurable positive integer within 1-3 | |
| FIA_AFL.1.2[2] | |
| When the defined number of unsuccessful authentication attempts has been [selection: <i>met, surpassed</i>], the TSF shall [assignment: <i>list of actions</i>]. | |
| [selection: <i>met, surpassed</i>] : Met | |
| [assignment: <i>list of actions</i>] : <Action when it is detected> <ul style="list-style-type: none"> - Log off from the authentication status of the administrator mode if it is, and lock the authentication function which uses the administrator password. - If it's not under the authentication status, lock the authentication function which uses the administrator password. <Operation for recovering the normal condition> | |

| | |
|---|----------------------------|
| <ul style="list-style-type: none"> - Perform the lock release function offered within the service mode. - Perform the boot process of the TOE. (Release process is performed after Administrator authentication lock time by the boot process.) | |
| Hierarchical to | : No other components |
| Dependencies | : FIA_UAU.1 (FIA_UAU.2[2]) |

| | |
|--|----------------------------|
| FIA_AFL.1[3] Authentication failure handling | |
| FIA_AFL.1.1[3] | |
| The TSF shall detect when [selection: <i>[assignment: positive integer number]</i> , an administrator configurable positive integer within <i>[assignment: range of acceptable values]</i>] unsuccessful authentication attempts occur related to <i>[assignment: list of authentication events]</i> . | |
| <i>[assignment: list of authentication events]</i> : <ul style="list-style-type: none"> - Authentication for accessing the MIB object through SNMP - Re-authentication for changing the SNMP password | |
| <i>[selection: [assignment: positive integer number], an administrator configurable positive integer within [assignment: range of acceptable values]]</i> : <i>[assignment: range of acceptable values]</i> : an administrator configurable positive integer within 1-3 | |
| FIA_AFL.1.2[3] | |
| When the defined number of unsuccessful authentication attempts has been <i>[selection: met, surpassed]</i> , the TSF shall <i>[assignment: list of actions]</i> . | |
| <i>[selection: met, surpassed]</i> : Met | |
| <i>[assignment: list of actions]</i> : <Action when it is detected> <i>Deny the access to the MIB object and lock the authentication function to use SNMP password.</i> <Operation for recovering the normal condition> <ul style="list-style-type: none"> - Perform the delete function of authentication failure frequency offered within the administrator mode. | |
| Hierarchical to | : No other components |
| Dependencies | : FIA_UAU.1 (FIA_UAU.2[2]) |

| | |
|---|--|
| FIA_AFL.1[4] Authentication failure handling | |
| FIA_AFL.1.1[4] | |
| The TSF shall detect when [selection: <i>[assignment: positive integer number]</i> , an administrator configurable positive integer within <i>[assignment: range of acceptable values]</i>] unsuccessful authentication attempts occur related to <i>[assignment: list of authentication events]</i> . | |
| <i>[assignment: list of authentication events]</i> : <ul style="list-style-type: none"> - Authentication for accessing the TOE by user - Re-authentication when a user changes his/her own user password | |
| <i>[selection: [assignment: positive integer number], an administrator configurable positive integer within [assignment: range of acceptable values]]</i> : <i>[assignment: range of acceptable values]</i> : an administrator configurable positive integer within 1-3 | |
| FIA_AFL.1.2[4] | |
| When the defined number of unsuccessful authentication attempts has been <i>[selection: met, surpassed]</i> , the TSF shall <i>[assignment: list of actions]</i> . | |
| <i>[selection: met, surpassed]</i> : Met | |
| <i>[assignment: list of actions]</i> : <Action when it is detected> <ul style="list-style-type: none"> - While authentication is performed, log off from the authentication status of the user, and lock the authentication function for the user. - Otherwise, lock the authentication function for using the user password. <Operation for recovering the normal condition> | |

| | |
|---|----------------------------|
| - Perform the delete function of authentication failure frequency offered within the administrator mode. | |
| Hierarchical to | : No other components |
| Dependencies | : FIA_UAU.1 (FIA_UAU.2[3]) |

| | |
|--|--|
| FIA_AFL.1[5] | Authentication failure handling |
| FIA_AFL.1.1[5] | |
| The TSF shall detect when [selection: <i>[assignment: positive integer number]</i> , an administrator configurable positive integer within <i>[assignment: range of acceptable values]</i>] unsuccessful authentication attempts occur related to [assignment: <i>list of authentication events</i>]. | |
| [assignment: <i>list of authentication events</i>] : Authentication for accessing the secure print file | |
| [selection: <i>[assignment: positive integer number]</i> , an administrator configurable positive integer within <i>[assignment: range of acceptable values]</i>] : [assignment: range of acceptable values] : an administrator configurable positive integer within 1-3 | |
| FIA_AFL.1.2[5] | |
| When the defined number of unsuccessful authentication attempts has been [selection: met, surpassed], the TSF shall [assignment: <i>list of actions</i>]. | |
| [selection: <i>met, surpassed</i>] : Met | |
| [assignment: <i>list of actions</i>] : <Action when it is detected> Deny the access to the secure print file and lock the authentication function for the secure print file. <Operation for recovering the normal condition> - Perform the delete function of authentication failure frequency offered within the administrator mode. | |
| Hierarchical to | : No other components |
| Dependencies | : FIA_UAU.1 (FIA_UAU.2[4]) |

| | |
|--|--|
| FIA_AFL.1[6] | Authentication failure handling |
| FIA_AFL.1.1[6] | |
| The TSF shall detect when [selection: <i>[assignment: positive integer number]</i> , an administrator configurable positive integer within <i>[assignment: range of acceptable values]</i>] unsuccessful authentication attempts occur related to [assignment: <i>list of authentication events</i>]. | |
| [assignment: <i>list of authentication events</i>] : - Authentication for accessing a public user box - Re-authentication when a user authorized to access a public user box changes the box password of the public user box | |
| [selection: <i>[assignment: positive integer number]</i> , an administrator configurable positive integer within <i>[assignment: range of acceptable values]</i>] : [assignment: range of acceptable values] : an administrator configurable positive integer within 1-3 | |
| FIA_AFL.1.2[6] | |
| When the defined number of unsuccessful authentication attempts has been [selection: met, surpassed], the TSF shall [assignment: <i>list of actions</i>]. | |
| [selection: <i>met, surpassed</i>] : Met | |
| [assignment: <i>list of actions</i>] : <Action when it is detected> - While authentication is performed, log off from the authentication status of the user box, and lock the authentication function for the concerned user box. - Otherwise, lock the authentication function which uses the box password. <Operation for recovering the normal condition> - Perform the delete function of authentication failure frequency offered within the administrator mode. | |

| | |
|-----------------|----------------------------|
| Hierarchical to | : No other components |
| Dependencies | : FIA_UAU.1 (FIA_UAU.2[5]) |

| FIA_AFL.1[7] Authentication failure handling | |
|--|--|
| FIA_AFL.1.1[7] | |
| The TSF shall detect when [selection: <i>[assignment: positive integer number]</i> , an administrator configurable positive integer within <i>[assignment: range of acceptable values]</i>] unsuccessful authentication attempts occur related to <i>[assignment: list of authentication events]</i> . | |
| <p>[assignment: <i>list of authentication events</i>] :</p> <ul style="list-style-type: none"> - Account authentication: Account authentication when the belonging account of the user who accesses in the synchronized method is not registered. - Account authentication: Account authentication of the user who accesses in the method not synchronized. | |
| <p>[selection: <i>[assignment: positive integer number]</i>, an administrator configurable positive integer within <i>[assignment: range of acceptable values]</i>] :</p> <p><i>[assignment: range of acceptable values] : an administrator configurable positive integer within 1-3</i></p> | |
| FIA_AFL.1.2[7] | |
| When the defined number of unsuccessful authentication attempts has been [selection: <i>met, surpassed</i>], the TSF shall [assignment: <i>list of actions</i>]. | |
| <p>[selection: <i>met, surpassed</i>] :</p> <p>Met</p> | |
| <p>[assignment: <i>list of actions</i>] :</p> <p><Action when it is detected> Lock the authentication function for the concerned account, and deny the access to the TOE by the user who permitted the use of the account. <Operation for recovering the normal condition> Perform the delete function of authentication failure frequency offered within the administrator mode.</p> | |
| Hierarchical to : No other components | |
| Dependencies : FIA_UAU.1 (FIA_UAU.2[6]) | |

| FIA_AFL.1[8] Authentication failure handling | |
|--|--|
| FIA_AFL.1.1[8] | |
| The TSF shall detect when [selection: <i>[assignment: positive integer number]</i> , an administrator configurable positive integer within <i>[assignment: range of acceptable values]</i>] unsuccessful authentication attempts occur related to <i>[assignment: list of authentication events]</i> . | |
| <p>[assignment: <i>list of authentication events</i>] :</p> <ul style="list-style-type: none"> - Authentication when it accesses service mode from the panel - Authentication when it accesses administrator mode from the panel - User authentication when user accesses TOE from the panel - Account authentication when user accesses TOE from the panel - Authentication when it accesses secure print file from the panel - Authentication when it accesses Public user box from the panel from the panel | |
| <p>[selection: <i>[assignment: positive integer number]</i>, an administrator configurable positive integer within <i>[assignment: range of acceptable values]</i>] :</p> <p><i>[assignment: positive integer number] : 1</i></p> | |
| FIA_AFL.1.2[8] | |
| When the defined number of unsuccessful authentication attempts has been [selection: <i>met, surpassed</i>], the TSF shall [assignment: <i>list of actions</i>]. | |
| <p>[selection: <i>met, surpassed</i>] :</p> <p>Met</p> | |
| <p>[assignment: <i>list of actions</i>] :</p> <p><Action when it is detected> Deny all access from the panel.</p> | |

| | |
|--|--|
| <Operation for recovering the normal condition> Automatically release the lock after 5 seconds. | |
| Hierarchical to | : No other components |
| Dependencies | : FIA_UAU.1 (FIA_UAU.2[1], FIA_UAU.2[2], FIA_UAU.2[3], FIA_UAU.2[4], FIA_UAU.2[5], FIA_UAU.2[6]) |

| | |
|---|----------------------------|
| FIA_AFL.1[9] Authentication failure handling | |
| FIA_AFL.1.1[9] | |
| The TSF shall detect when [selection: <i>[assignment: positive integer number]</i>], an administrator configurable positive integer within [assignment: <i>range of acceptable values</i>] unsuccessful authentication attempts occur related to [assignment: <i>list of authentication events</i>]. | |
| [assignment: <i>list of authentication events</i>] : | |
| <ul style="list-style-type: none"> - Authentication when accessing by WebDAV - Re-authentication when changing the WebDAV server password | |
| [selection: <i>[assignment: positive integer number]</i>], an administrator configurable positive integer within [assignment: <i>range of acceptable values</i>] : | |
| [assignment: <i>range of permissible values</i>] : Positive integer values of 1 to 3 that the administrator can set | |
| FIA_AFL.1.2[9] | |
| When the defined number of unsuccessful authentication attempts has been [selection: <i>met, surpassed</i>], the TSF shall [assignment: <i>list of actions</i>]. | |
| [selection: <i>met, surpassed</i>] : | |
| Met | |
| [assignment: <i>list of actions</i>] : | |
| <Action when it is detected> | |
| Deny access by WebDAV, and lock the authentication function which uses the WebDAV server password. | |
| <Operation for recovering the normal condition> | |
| Execute the erasure function of the number of times of authentication failure provided in the administrator mode. | |
| Hierarchical to | : No other components |
| Dependencies | : FIA_UAU.1 (FIA_UAU.2[2]) |

| | |
|---|-----------------------|
| FIA_ATD.1 User attribute definition | |
| FIA_ATD.1.1 | |
| The TSF shall maintain the following list of security attributes belonging to individual users: [assignment: <i>list of security attributes</i>]. | |
| [assignment: <i>list of security attributes</i>] : | |
| <ul style="list-style-type: none"> - User attributes (User ID) - User box attributes (User box ID) - File attributes (Secure print internal control ID) - Account name (Account ID) - Administrator Attribute | |
| Hierarchical to | : No other components |
| Dependencies | : No dependencies |

| | |
|---|--|
| FIA_SOS.1[1] Verification of secrets | |
| FIA_SOS.1.1[1] | |
| The TSF shall provide a mechanism to verify that <u>secrets</u> (Administrator Password, CE Password, secure print password, user box password, account password, and WebDAV server password) meet [assignment: <i>a defined quality metric</i>]. | |
| [assignment: <i>a defined quality metric</i>] : | |
| - Number of digits: 8- digits | |

| | |
|---|-----------------------|
| <ul style="list-style-type: none"> - Character type: possible to choose from 93 or more characters - Rule : <ol style="list-style-type: none"> (1) Do not compose by only the same type of characters. (2) Do not set the same password as the current setting after change. | |
| Hierarchical to | : No other components |
| Dependencies | : No dependencies |

| | |
|---------------------|--------------------------------|
| FIA_SOS.1[2] | Verification of secrets |
|---------------------|--------------------------------|

| | |
|---|-----------------------|
| FIA_SOS.1.1[2] | |
| The TSF shall provide a mechanism to verify that <u>secrets</u> (SNMP Password) meet [assignment: a defined quality metric]. | |
| [assignment: a defined quality metric] : | |
| <ul style="list-style-type: none"> - Number of digits: 8- digits or more - Character type: possible to choose from 90 or more characters - Rule : <ol style="list-style-type: none"> (1) Do not compose by only the same type of characters. (2) Do not set the same password as the current setting after change. | |
| Hierarchical to | : No other components |
| Dependencies | : No dependencies |

| | |
|---------------------|--------------------------------|
| FIA_SOS.1[3] | Verification of secrets |
|---------------------|--------------------------------|

| | |
|--|-----------------------|
| FIA_SOS.1.1[3] | |
| The TSF shall provide a mechanism to verify that <u>secrets</u> (User Password) meet [assignment: a defined quality metric]. | |
| [assignment: a defined quality metric] : | |
| <ul style="list-style-type: none"> - Number of digits: 8- digits or more - Character type: possible to choose from 188 or more characters - Rule : <ol style="list-style-type: none"> (1) Do not compose by only the same type of characters. (2) Do not set the same password as the current setting after change. | |
| Hierarchical to | : No other components |
| Dependencies | : No dependencies |

| | |
|---------------------|--------------------------------|
| FIA_SOS.1[4] | Verification of secrets |
|---------------------|--------------------------------|

| | |
|--|-----------------------|
| FIA_SOS.1.1[4] | |
| The TSF shall provide a mechanism to verify that <u>secrets</u> (Encryption passphrase) meet [assignment: a defined quality metric]. | |
| [assignment: a defined quality metric] : | |
| <ul style="list-style-type: none"> - Number of digits: 20- digits - Character type: possible to choose from 83 or more characters - Rule : <ol style="list-style-type: none"> (1) Do not compose by only the same type of characters. (2) Do not set the same password or passphrase as the current setting after change. | |
| Hierarchical to | : No other components |
| Dependencies | : No dependencies |

| | |
|---------------------|--------------------------------|
| FIA_SOS.1[5] | Verification of secrets |
|---------------------|--------------------------------|

| | |
|---|--|
| FIA_SOS.1.1[5] | |
| The TSF shall provide a mechanism to verify that <u>secrets</u> (Session Information) meet [assignment: a defined quality metric]. | |

| | |
|---|-----------------------|
| [assignment: <i>a defined quality metric</i>]: | |
| 10¹⁰ and above | |
| Hierarchical to | : No other components |
| Dependencies | : No dependencies |

| | |
|------------------|--------------------------------|
| FIA_SOS.2 | Verification of secrets |
|------------------|--------------------------------|

| | |
|--|-----------------------|
| FIA_SOS.2.1 | |
| The TSF shall provide a mechanism to generate secrets (<i>Session information</i>) that meet [assignment: <i>a defined quality metric</i>]. | |
| [assignment: <i>a defined quality metric</i> .]: | |
| 10¹⁰ and above | |
| FIA_SOS.2.2 | |
| The TSF shall be able to enforce the use of TSF generated secrets for [assignment: <i>list of TSF functions</i>]. | |
| [assignment: <i>list of TSF functions</i>]: | |
| <ul style="list-style-type: none"> - Administrator authentication (Access through the network) - User authentication (Access through the network) - User box authentication (Access through the network) | |
| Hierarchical to | : No other components |
| Dependencies | : No dependencies |

| | |
|---------------------|--|
| FIA_UAU.2[1] | User authentication before any action |
|---------------------|--|

| | |
|---|----------------------------|
| FIA_UAU.2.1[1] | |
| The TSF shall require each <u>user</u> (<i>Service Engineer</i>) to be successfully authenticated before allowing any other TSF-mediated actions on behalf of that <u>user</u> (<i>Service Engineer</i>). | |
| Hierarchical to | : FIA_UAU.1 |
| Dependencies | : FIA_UID.1 (FIA_UID.2[1]) |

| | |
|---------------------|--|
| FIA_UAU.2[2] | User authentication before any action |
|---------------------|--|

| | |
|---|----------------------------|
| FIA_UAU.2.1[2] | |
| The TSF shall require each <u>user</u> (<i>Administrator</i>) to be successfully authenticated before allowing any other TSF-mediated actions on behalf of that <u>user</u> (<i>Administrator</i>). | |
| Hierarchical to | : FIA_UAU.1 |
| Dependencies | : FIA_UID.1 (FIA_UID.2[2]) |

| | |
|---------------------|--|
| FIA_UAU.2[3] | User authentication before any action |
|---------------------|--|

| | |
|---|----------------------------|
| FIA_UAU.2.1[3] | |
| The TSF shall require each <u>user</u> (<i>User</i>) to be successfully authenticated before allowing any other TSF-mediated actions on behalf of that <u>user</u> (<i>User</i>). | |
| Hierarchical to | : FIA_UAU.1 |
| Dependencies | : FIA_UID.1 (FIA_UID.2[3]) |

| | |
|---------------------|--|
| FIA_UAU.2[4] | User authentication before any action |
|---------------------|--|

| | |
|---|-------------|
| FIA_UAU.2.1[4] | |
| The TSF shall require each <u>user</u> (<i>User who is permitted to use secure print file</i>) to be successfully authenticated before allowing any other TSF-mediated actions on behalf of that <u>user</u> (<i>User who is permitted to use secure print file</i>). | |
| Hierarchical to | : FIA_UAU.1 |

| | | |
|--------------|---|--------------------------|
| Dependencies | : | FIA_UID.1 (FIA_UID.2[4]) |
|--------------|---|--------------------------|

| | | |
|--|--|--------------------------|
| FIA_UAU.2[5] | User authentication before any action | |
| FIA_UAU.2.1[5] | | |
| The TSF shall require each <u>user</u> (<i>User who is permitted to use the public user box</i>) to be successfully authenticated before allowing any other TSF-mediated actions on behalf of that <u>user</u> (<i>User who is permitted to use the public user box</i>) | | |
| Hierarchical to | : | FIA_UAU.1 |
| Dependencies | : | FIA_UID.1 (FIA_UID.2[5]) |

| | | |
|--|--|--------------------------|
| FIA_UAU.2[6] | User authentication before any action | |
| FIA_UAU.2.1[6] | | |
| The TSF shall require each <u>user</u> (<i>User who is permitted to use the account</i>) to be successfully authenticated before allowing any other TSF-mediated actions on behalf of that <u>user</u> (<i>User who is permitted to use the account</i>) | | |
| Hierarchical to | : | FIA_UAU.1 |
| Dependencies | : | FIA_UID.1 (FIA_UID.2[6]) |

| | | |
|---|--------------------------|---------------------|
| FIA_UAU.6 | Re-authenticating | |
| FIA_UAU.6.1 | | |
| The TSF shall re-authenticate the use under the conditions [assignment: <i>list of conditions under which re-authentication is required</i>]. | | |
| [assignment: <i>list of conditions under which re-authentication is required</i>] | | |
| <ul style="list-style-type: none"> - <i>When the service engineer modifies the CE password.</i> - <i>When the administrator modifies the administrator password.</i> - <i>When the administrator changes the Encryption function setting..</i> - <i>When the administrator changes the SNMP password (except operations from SNMP).</i> - <i>When the administrator changes the WebDAV server password.</i> - <i>When the user changes his/her own user password.</i> - <i>When a user permitted to use a public user box changes the box password of the public user box.</i> | | |
| Hierarchical to | : | No other components |
| Dependencies | : | No dependencies |

| | | |
|--|--|--|
| FIA_UAU.7 | Protected authentication feedback | |
| FIA_UAU.7.1 | | |
| The TSF shall provide only [assignment: <i>list of feedback</i>] to the user while the authentication is in progress. | | |
| [assignment: <i>list of feedback</i>] : | | |
| Display "*" every character data input. | | |
| Hierarchical to | : | No other components |
| Dependencies | : | FIA_UAU.1 (FIA_UAU.2[1], FIA_UAU.2[2], FIA_UAU.2[3], FIA_UAU.2[4], FIA_UAU.2[5], FIA_UAU.2[6]) |

| | | |
|---|--|-----------------|
| FIA_UID.2[1] | User identification before any action | |
| FIA_UID.2.1[1] | | |
| The TSF shall require each <u>user</u> (<i>Service Engineer</i>) to identify itself before allowing any other TSF-mediated actions on behalf of that <u>user</u> (<i>Service Engineer</i>). | | |
| Hierarchical to | : | FIA_UID.1 |
| Dependencies | : | No dependencies |

| | |
|---|--|
| FIA_UID.2[2] | User identification before any action |
| FIA_UID.2.1[2] | |
| The TSF shall require each <u>user</u> (<i>Administrator</i>) to identify itself before allowing any other TSF-mediated actions on behalf of that <u>user</u> (<i>Administrator</i>). | |
| Hierarchical to | : FIA_UID.1 |
| Dependencies | : No dependencies |

| | |
|---|--|
| FIA_UID.2[3] | User identification before any action |
| FIA_UID.2.1[3] | |
| The TSF shall require each <u>user</u> (<i>User</i>) to identify itself before allowing any other TSF-mediated actions on behalf of that <u>user</u> (<i>User</i>). | |
| Hierarchical to | : FIA_UID.1 |
| Dependencies | : No dependencies |

| | |
|--|--|
| FIA_UID.2[4] | User identification before any action |
| FIA_UID.2.1[4] | |
| The TSF shall require each <u>user</u> (<i>User who is permitted to use secure print file</i>) to be successfully identified before allowing any other TSF-mediated actions on behalf of that <u>user</u> (<i>User who is permitted to use secure print file</i>). | |
| Hierarchical to | : FIA_UID.1 |
| Dependencies | : No dependencies |

| | |
|--|--|
| FIA_UID.2[5] | User identification before any action |
| FIA_UID.2.1[5] | |
| The TSF shall require each <u>user</u> (<i>User who is permitted to use the public user box</i>) to be successfully identified before allowing any other TSF-mediated actions on behalf of that <u>user</u> (<i>User who is permitted to use the public user box</i>). | |
| Hierarchical to | : FIA_UID.1 |
| Dependencies | : No dependencies |

| | |
|--|--|
| FIA_UID.2[6] | User identification before any action |
| FIA_UID.2.1[6] | |
| The TSF shall require each <u>user</u> (<i>User who is permitted to use the account</i>) to be successfully identified before allowing any other TSF-mediated actions on behalf of that <u>user</u> (<i>User who is permitted to use the account</i>). | |
| Hierarchical to | : FIA_UID.1 |
| Dependencies | : No dependencies |

| | |
|--|--|
| FIA_UID.2[7] | User identification before any action |
| FIA_UID.2.1[7] | |
| The TSF shall require each <u>user</u> (<i>External Server</i>) to be successfully identified before allowing any other TSF-mediated actions on behalf of that <u>user</u> (<i>External Server</i>). | |
| Hierarchical to | : FIA_UID.1 |
| Dependencies | : No dependencies |

| FIA_USB.1 | | User-subject binding | |
|--|---|-----------------------------|--|
| FIA_USB.1.1 | | | |
| The TSF shall associate the following user security attributes with subjects acting on the behalf of that user: [assignment: <i>list of user security attributes</i>]. | | | |
| [assignment: <i>list of user security attributes</i>]: | | | |
| <ul style="list-style-type: none"> - User attributes (User ID) - User box attributes (User box ID) - File attributes (Secure print internal control ID) - Account name (Account ID) - Administrator Attribute | | | |
| FIA_USB.1.2 | | | |
| The TSF shall enforce the following rules on the initial association of user security attributes with subjects acting on the behalf of users: [assignment: <i>rules for the initial association of attributes</i>]. | | | |
| [assignment: <i>rules for the initial association of attributes</i>]: | | | |
| <p><User box attribute> <i>The user box ID of the concerned user box associates to the task acting on the behalf of users when authenticated with the access to the user box.</i></p> <p><Account Name> <ul style="list-style-type: none"> - <i>In the method not synchronized with User authentication, the account ID of the concerned account associates to the task acting on the behalf of users when authenticated with the access to the account.</i> - <i>In the method synchronized with User authentication, the account ID that is set to the concerned user associates to the task acting on the behalf of users when authenticated with the access to the user.</i> </p> <p><File attribute> <i>The secure print internal control ID of the concerned secure print file associates to the task acting on the behalf of users when authenticated with the access to the secure print file.</i></p> <p><User attribute> <i>The user ID of the concerned user associates to the task acting on the behalf of users when authenticated with the access to the user.</i></p> <p><Administrator attribute> <i>The Administrator's attributes associate to the task acting on the behalf of users when authenticated with the access to the Administrator.</i></p> | | | |
| FIA_USB.1.3 | | | |
| The TSF shall enforce the following rules governing changes to the user security attributes associated with subjects acting on the behalf of users: [assignment: <i>rules for the changing of attributes</i>]. | | | |
| [assignment: <i>rules for the changing of attributes</i>]. | | | |
| None | | | |
| Hierarchical to | : | No other components | |
| Dependencies | : | FIA_ATD.1 (FIA_ATD.1) | |

6.1.1.4. Security Management

| FMT_MOF.1[1] | | Management of security functions behavior | |
|---|--|--|--|
| FMT_MOF.1.1[1] | | | |
| The TSF shall restrict the ability to [selection: <i>determine the behavior of, disable, enable, modify the behavior of</i>] the functions [assignment: <i>list of functions</i>] to [assignment: <i>the authorized identified roles</i>]. | | | |
| [assignment: <i>list of functions</i>] : | | | |
| <ul style="list-style-type: none"> - Enhanced Security Setting | | | |
| [selection: <i>determine the behavior of, disable, enable, modify the behavior of</i>] : | | | |
| disable | | | |
| [assignment: <i>the authorized identified roles</i>] : | | | |
| <ul style="list-style-type: none"> - Administrator - Service Engineer | | | |

| | |
|-----------------|--|
| Hierarchical to | : No other components |
| Dependencies | : FMT_SMF.1 (FMT_SMF.1) , FMT_SMR.1 (FMT_SMR.1[1], FMT_SMR.1[2]) |

| | |
|--|--|
| FMT_MOF.1[2] Management of security functions behaviour | |
| FMT_MOF.1.1[2] | |
| The TSF shall restrict the ability to [selection: <i>determine the behavior of, disable, enable, modify the behaviour of</i>] the functions [assignment: <i>list of functions</i>] to [assignment: <i>the authorized identified roles</i>]. | |
| [assignment: <i>list of functions</i>] : | |
| <ul style="list-style-type: none"> - User Authentication Function - S/MIME function - SNMP password authentication function - ID & print function | |
| [selection: <i>determine the behavior of, disable, enable, modify the behavior of</i>] : | |
| modify the behavior of | |
| [assignment: <i>the authorized identified roles</i>] : | |
| Administrator | |
| Hierarchical to | : No other components |
| Dependencies | : FMT_SMF.1 (FMT_SMF.1) , FMT_SMR.1 (FMT_SMR.1[2]) |

| | |
|---|--|
| FMT_MOF.1[3] Management of security functions behavior | |
| FMT_MOF.1.1[3] | |
| The TSF shall restrict the ability to [selection: <i>determine the behaviour of, disable, enable, modify the behaviour of</i>] the functions [assignment: <i>list of functions</i>] to [assignment: <i>the authorized identified roles</i>]. | |
| [assignment: <i>list of functions</i>] : | |
| <ul style="list-style-type: none"> - Account Authentication Function - Trusted Channel Function | |
| [selection: <i>determine the behavior of, disable, enable, modify the behaviour of</i>] : | |
| disable, modify the behavior of | |
| [assignment: <i>the authorized identified roles</i>] : | |
| Administrator | |
| Hierarchical to | : No other components |
| Dependencies | : FMT_SMF.1 (FMT_SMF.1) , FMT_SMR.1 (FMT_SMR.1[2]) |

| | |
|--|--|
| FMT_MSA.1[1] Management of security attributes | |
| FMT_MSA.1.1[1] | |
| The TSF shall enforce the [assignment: <i>access control SFP, information flow control SFP</i>] to restrict the ability to [selection: <i>change_default, query, modify, delete, [assignment: other operations]</i>] the security attributes [assignment: <i>list of security attributes</i>] to [assignment: <i>the authorized identified roles</i>]. | |
| [assignment: <i>list of security attributes</i>] : | |
| User attributes of the user box that is set user's own [user ID]. | |
| [selection: <i>change_default, query, modify, delete, [assignment: other operations]</i>] : | |
| Modify (modify to other user's [User ID], [account ID] or [public]) | |
| [assignment: <i>the authorized identified roles</i>] : | |
| <ul style="list-style-type: none"> - User - Administrator | |
| [assignment: <i>access control SFP, information flow control SFP</i>] : | |
| User box access control | |
| Hierarchical to | : No other components |
| Dependencies | : FDP_ACC.1 or FDP_IFC.1 (FDP_ACC.1[1]) , FMT_SMF.1 (FMT_SMF.1) , FMT_SMR.1 (FMT_SMR.1[2], FMT_SMR.1[3]) |

| FMT_MSA.1[2] Management of security attributes | |
|--|---|
| FMT_MSA.1.1[2] | |
| The TSF shall enforce the [assignment: <i>access control SFP, information flow control SFP</i>] to restrict the ability to [selection: <i>change_default, query, modify, delete, [assignment: other operations]</i>] the security attributes [assignment: <i>list of security attributes</i>] to [assignment: <i>the authorized identified roles</i>]. | |
| [assignment: <i>list of security attributes</i>] : | |
| <i>User attributes of user box that is set the [public].</i> | |
| [selection: <i>change_default, query, modify, delete, [assignment: other operations]</i>] : | |
| <i>modify (modify to [User ID] or [account ID])</i> | |
| [assignment: <i>the authorized identified roles</i>] : | |
| <ul style="list-style-type: none"> - <i>User who is permitted to use that public user box</i> - <i>Administrator</i> | |
| [assignment: <i>access control SFP, information flow control SFP</i>] : | |
| <i>User box access control</i> | |
| Hierarchical to | : No other components |
| Dependencies | : FDP_ACC.1 or FDP_IFC.1 (FDP_ACC.1[1]) , FMT_SMF.1 (FMT_SMF.1) , FMT_SMR.1 (FMT_SMR.1[2], FMT_SMR.1[4]) |

| FMT_MSA.1[3] Management of security attributes | |
|--|---|
| FMT_MSA.1.1[3] | |
| The TSF shall enforce the [assignment: <i>access control SFP, information flow control SFP</i>] to restrict the ability to [selection: <i>change_default, query, modify, delete, [assignment: other operations]</i>] the security attributes [assignment: <i>list of security attributes</i>] to [assignment: <i>the authorized identified roles</i>]. | |
| [assignment: <i>list of security attributes</i>] : | |
| <i>User attributes of user box that is set the [Account ID].</i> | |
| [selection: <i>change_default, query, modify, delete, [assignment: other operations]</i>] : | |
| <i>modify (modify to [user ID], [public] or other [account ID])</i> | |
| [assignment: <i>the authorized identified roles</i>] : | |
| <ul style="list-style-type: none"> - <i>User who is permitted to use that account</i> - <i>Administrator</i> | |
| [assignment: <i>access control SFP, information flow control SFP</i>] : | |
| <i>User box access control</i> | |
| Hierarchical to | : No other components |
| Dependencies | : FDP_ACC.1 or FDP_IFC.1 (FDP_ACC.1[1]) , FMT_SMF.1 (FMT_SMF.1) , FMT_SMR.1 (FMT_SMR.1[2], FMT_SMR.1[6]) |

| FMT_MSA.3[1] Static attribute initialization | |
|---|--|
| FMT_MSA.3.1[1] | |
| The TSF shall enforce the [assignment: <i>access control SFP, information flow control SFP</i>] to provide [selection, choose one of: <i>restrictive, permissive, [assignment: other property]</i>] default values for security attributes (<i>User attributes of the user box</i>) that are used to enforce the SFP. | |
| [selection, choose one of: <i>restrictive, permissive, [assignment: other property]</i>] : | |
| <i>[assignment: other property] :</i> | |
| <i>Responded the registered situation of the user box classified into the following cases.</i> | |
| <ol style="list-style-type: none"> (1) <i>[Public], when an user box is registered by the operation of user or administrator</i> (2) <i>[User ID] of the user who performed the relevant job, when an user box is registered automatically according to the operation of stored job specifying unregistered user box.</i> | |
| [assignment: <i>access control SFP, information flow control SFP</i>] : | |
| <i>User box access control</i> | |
| FMT_MSA.3.2[1] | |
| The TSF shall allow the [assignment: <i>the authorized identified roles</i>] to specify alternative initial values to override the default values when an object or information is created. | |

| | |
|--|--|
| [assignment: <i>the authorized identified roles</i>] | |
| Case (1) identified in [assignment: <i>other property</i>] of FMT_MSA.3.1 : User, administrator | |
| Case (2) identified in [assignment: <i>other property</i>] of FMT_MSA.3.1 : None | |
| Hierarchical to | : No other components |
| Dependencies | : FMT_MSA.1 (FMT_MSA.1[1], FMT_MSA.1[2]), FMT_SMR.1 (FMT_SMR.1[3]) |

| | |
|---|------------------------------------|
| FMT_MSA.3[2] Static attribute initialization | |
| FMT_MSA.3.1[2] | |
| The TSF shall enforce the [assignment: <i>access control SFP, information flow control SFP</i>] to provide [selection, choose one of: <i>restrictive, permissive, [assignment: <i>other property</i>]</i>] default values for security attributes (Secure print internal control ID) that are used to enforce the SFP. | |
| [selection, choose one of: <i>restrictive, permissive, [assignment: <i>other property</i>]</i>] : [assignment: <i>other property</i>] : Identified uniquely | |
| [assignment: <i>access control SFP, information flow control SFP</i>] : Secure print file access control | |
| FMT_MSA.3.2[2] | |
| The TSF shall allow the [assignment: <i>the authorized identified roles</i>] to specify alternative initial values to override the default values when an object or information is created. | |
| [assignment: <i>the authorized identified roles</i>] None | |
| Hierarchical to | : No other components |
| Dependencies | : FMT_MSA.1 (N/A), FMT_SMR.1 (N/A) |

| | |
|---|------------------------------------|
| FMT_MSA.3[3] Static attribute initialization | |
| FMT_MSA.3.1[3] | |
| The TSF shall enforce the [assignment: <i>access control SFP, information flow control SFP</i>] to provide [selection, choose one of: <i>restrictive, permissive, [assignment: <i>other property</i>]</i>] default values for security attributes (User box attributes of user box file) that are used to enforce the SFP. | |
| [selection, choose one of: <i>restrictive, permissive, [assignment: <i>other property</i>]</i>] : [assignment: <i>other property</i>] : Corresponds with the value of the user box attributes of the user box that selected as a target to store the user box file concerned. | |
| [assignment: <i>access control SFP, information flow control SFP</i>] : User box access control | |
| FMT_MSA.3.2[3] | |
| The TSF shall allow the [assignment: <i>the authorized identified roles</i>] to specify alternative initial values to override the default values when an object or information is created. | |
| [assignment: <i>the authorized identified roles</i>] None | |
| Hierarchical to | : No other components |
| Dependencies | : FMT_MSA.1 (N/A), FMT_SMR.1 (N/A) |

| | |
|--|--|
| FMT_MSA.3[4] Static attribute initialization | |
| FMT_MSA.3.1[4] | |
| The TSF shall enforce the [assignment: <i>access control SFP, information flow control SFP</i>] to provide [selection: choose one of: <i>restrictive, permissive, [assignment: <i>other property</i>]</i>] default values for the security attributes (User attributes of ID & print) that are used to enforce the SFP. | |
| [selection: choose one of: <i>restrictive, permissive, [assignment: <i>other property</i>]</i>] : [assignment: <i>other property</i>] : Shall be equal to the values of the user attributes of the user who registers that ID & print file. | |
| [assignment: <i>access control SFP, information flow control SFP</i>] : ID & print file access control | |
| FMT_MSA.3.2[4] | |

| | |
|--|-------------------------------------|
| The TSF shall allow the [assignment: <i>the authorised identified roles</i>] to specify alternative initial values to override the default values when an object or information is created. | |
| [assignment: <i>the authorized identified roles</i>] None | |
| Hierarchical to | : No other components |
| Dependencies | : FMT_MSA.1 (N/A) , FMT_SMR.1 (N/A) |

| | |
|---------------------|-------------------------------|
| FMT_MTD.1[1] | Management of TSF data |
|---------------------|-------------------------------|

| | |
|---|--|
| FMT_MTD.1.1[1] | |
| <i>(When the [machine authentication] is selected as the User authentication method)</i> The TSF shall restrict the ability to [selection: <i>change_default, query, modify, delete, clear</i> , [assignment: <i>other operations</i>]] the [assignment: <i>list of TSF data</i>] to [assignment: <i>the authorized identified roles</i>]. | |
| [assignment: <i>list of TSF data</i>] : User password | |
| [selection: <i>change_default, query, modify, delete, clear</i> , [assignment: <i>other operations</i>]] : [assignment: <i>other operations</i>] : Registration | |
| [assignment: <i>the authorized identified roles</i>] : Administrator | |
| Hierarchical to | : No other components |
| Dependencies | : FMT_SMF.1 (FMT_SMF.1) , FMT_SMR.1 (FMT_SMR.1[2]) |

| | |
|---------------------|-------------------------------|
| FMT_MTD.1[2] | Management of TSF data |
|---------------------|-------------------------------|

| | |
|---|--|
| FMT_MTD.1.1[2] | |
| <i>(When the [machine authentication] is selected as the User authentication method)</i> The TSF shall restrict the ability to [selection: <i>change_default, query, modify, delete, clear</i> , [assignment: <i>other operations</i>]] the [assignment: <i>list of TSF data</i>] to [assignment: <i>the authorized identified roles</i>]. | |
| [assignment: <i>list of TSF data</i>] : User's own user password | |
| [selection: <i>change_default, query, modify, delete, clear</i> , [assignment: <i>other operations</i>]] : modify | |
| [assignment: <i>the authorized identified roles</i>] : - User - Administrator | |
| Hierarchical to | : No other components |
| Dependencies | : FMT_SMF.1 (FMT_SMF.1) , FMT_SMR.1 (FMT_SMR.1[2], FMT_SMR.1[3]) |

| | |
|---------------------|-------------------------------|
| FMT_MTD.1[3] | Management of TSF data |
|---------------------|-------------------------------|

| | |
|--|--|
| FMT_MTD.1.1[3] | |
| The TSF shall restrict the ability to [selection: <i>change_default, query, modify, delete, clear</i> , [assignment: <i>other operations</i>]] the [assignment: <i>list of TSF data</i>] to [assignment: <i>the authorized identified roles</i>]. | |
| [assignment: <i>list of TSF data</i>] : <ul style="list-style-type: none"> - User ID - Account ID - Account password - Secure print password - Panel auto log-off time - Threshold Number of authentication failure - External server authentication setting data - S/MIME certificate⁸ - Belonging Account of User | |

⁸ It intends the operation of replacing a settable digital certificate for each user in stead of the modification of the value itself.

| | |
|---|--|
| <ul style="list-style-type: none"> - Administrator authentication lock time - Encryption passphrase - SNMP password - TSI receiving setting data - WebDAV server password | |
| [selection: <i>change_default, query, modify, delete, clear</i> , [assignment: <i>other operations</i>]] : | |
| modify | |
| [assignment: <i>the authorized identified roles</i>] : | |
| Administrator | |
| Hierarchical to | : No other components |
| Dependencies | : FMT_SMF.1 (FMT_SMF.1) , FMT_SMR.1 (FMT_SMR.1[2]) |

| | |
|---------------------|-------------------------------|
| FMT_MTD.1[4] | Management of TSF data |
|---------------------|-------------------------------|

| | |
|--|--|
| FMT_MTD.1.1[4] | |
| The TSF shall restrict the ability to [selection: <i>change_default, query, modify, delete, clear</i> , [assignment: <i>other operations</i>]] the [assignment: <i>list of TSF data</i>] to [assignment: <i>the authorized identified roles</i>]. | |
| [assignment: <i>list of TSF data</i>] : | |
| User box password of the relevant user box | |
| [selection: <i>change_default, query, modify, delete, clear</i> , [assignment: <i>other operations</i>]] : | |
| modify | |
| [assignment: <i>the authorized identified roles</i>] : | |
| <ul style="list-style-type: none"> - User who is permitted to use that public user box - Administrator | |
| Hierarchical to | : No other components |
| Dependencies | : FMT_SMF.1 (FMT_SMF.1) , FMT_SMR.1 (FMT_SMR.1[2], FMT_SMR.1[4]) |

| | |
|---------------------|-------------------------------|
| FMT_MTD.1[5] | Management of TSF data |
|---------------------|-------------------------------|

| | |
|--|--|
| FMT_MTD.1.1[5] | |
| The TSF shall restrict the ability to [selection: <i>change_default, query, modify, delete, clear</i> , [assignment: <i>other operations</i>]] the [assignment: <i>list of TSF data</i>] to [assignment: <i>the authorized identified roles</i>]. | |
| [assignment: <i>list of TSF data</i>] : | |
| User box password | |
| [selection: <i>change_default, query, modify, delete, clear</i> , [assignment: <i>other operations</i>]] : | |
| [assignment: other operations] : Registration | |
| [assignment: <i>the authorized identified roles</i>] : | |
| <ul style="list-style-type: none"> - User - Administrator | |
| Hierarchical to | : No other components |
| Dependencies | : FMT_SMF.1 (FMT_SMF.1) , FMT_SMR.1 (FMT_SMR.1[2], FMT_SMR.1[3]) |

| | |
|---------------------|-------------------------------|
| FMT_MTD.1[6] | Management of TSF data |
|---------------------|-------------------------------|

| | |
|--|-----------------------|
| FMT_MTD.1.1[6] | |
| The TSF shall restrict the ability to [selection: <i>change_default, query, modify, delete, clear</i> , [assignment: <i>other operations</i>]] the [assignment: <i>list of TSF data</i>] to [assignment: <i>the authorized identified roles</i>]. | |
| [assignment: <i>list of TSF data</i>] : | |
| Administrator password | |
| [selection: <i>change_default, query, modify, delete, clear</i> , [assignment: <i>other operations</i>]] : | |
| modify | |
| [assignment: <i>the authorized identified roles</i>] : | |
| <ul style="list-style-type: none"> - Administrator - Service Engineer | |
| Hierarchical to | : No other components |

| | |
|--------------|--|
| Dependencies | : FMT_SMF.1 (FMT_SMF.1) , FMT_SMR.1 (FMT_SMR.1[1], FMT_SMR.1[2]) |
|--------------|--|

| | |
|--|--|
| FMT_MTD.1[7] | Management of TSF data |
| FMT_MTD.1.1[7] | |
| The TSF shall restrict the ability to [selection: <i>change_default, query, modify, delete, clear</i> , [assignment: <i>other operations</i>]] the [assignment: <i>list of TSF data</i>] to [assignment: <i>the authorized identified roles</i>]. | |
| [assignment: <i>list of TSF data</i>] : | |
| <ul style="list-style-type: none"> - <i>SNMP password</i> - <i>User password</i> - <i>Account password</i> - <i>User box password</i> - <i>Secure print password</i> - <i>WebDAV server password</i> | |
| [selection: <i>change_default, query, modify, delete, clear</i> , [assignment: <i>other operations</i>]] : | |
| query | |
| [assignment: <i>the authorized identified roles</i>] : | |
| Administrator | |
| Hierarchical to | : No other components |
| Dependencies | : FMT_SMF.1 (FMT_SMF.1) , FMT_SMR.1 (FMT_SMR.1[2]) |

| | |
|--|--|
| FMT_MTD.1[8] | Management of TSF data |
| FMT_MTD.1.1[8] | |
| The TSF shall restrict the ability to [selection: <i>change_default, query, modify, delete, clear</i> , [assignment: <i>other operations</i>]] the [assignment: <i>list of TSF data</i>] to [assignment: <i>the authorized identified roles</i>]. | |
| [assignment: <i>list of TSF data</i>] : | |
| Secure print password | |
| [selection: <i>change_default, query, modify, delete, clear</i> , [assignment: <i>other operations</i>]] : | |
| [assignment: other operations] : Registration | |
| [assignment: <i>the authorized identified roles</i>] : | |
| User | |
| Hierarchical to | : No other components |
| Dependencies | : FMT_SMF.1 (FMT_SMF.1) , FMT_SMR.1 (FMT_SMR.1[3]) |

| | |
|--|--|
| FMT_MTD.1[9] | Management of TSF data |
| FMT_MTD.1.1[9] | |
| The TSF shall restrict the ability to [selection: <i>change_default, query, modify, delete, clear</i> , [assignment: <i>other operations</i>]] the [assignment: <i>list of TSF data</i>] to [assignment: <i>the authorized identified roles</i>]. | |
| [assignment: <i>list of TSF data</i>] : | |
| <ul style="list-style-type: none"> - <i>CE password</i> - <i>CE authentication lock time</i> | |
| [selection: <i>change_default, query, modify, delete, clear</i> , [assignment: <i>other operations</i>]] : | |
| modify | |
| [assignment: <i>the authorized identified roles</i>] : | |
| Service Engineer | |
| Hierarchical to | : No other components |
| Dependencies | : FMT_SMF.1 (FMT_SMF.1) , FMT_SMR.1 (FMT_SMR.1[1]) |

| | |
|--|-------------------------------|
| FMT_MTD.1[10] | Management of TSF data |
| FMT_MTD.1.1[10] | |
| The TSF shall restrict the ability to [selection: <i>change_default, query, modify, delete, clear</i> , [assignment: <i>other operations</i>]] the [assignment: <i>list of TSF data</i>] to [assignment: <i>the authorized identified roles</i>]. | |

| |
|---|
| [assignment: <i>list of TSF data</i>] : |
| User ID |
| [selection: <i>change_default, query, modify, delete, clear</i> , [assignment: <i>other operations</i>]] : |
| [assignment: <i>other operations</i>] : Registration |
| [assignment: <i>the authorized identified roles</i>] : |
| Administrator, External server |
| Hierarchical to : No other components |
| Dependencies : FMT_SMF.1 (FMT_SMF.1) , FMT_SMR.1 (FMT_SMR.1[2], FMT_SMR.1[5]) |

| | |
|--|-------------------------------|
| FMT_MTD.1[11] | Management of TSF data |
| FMT_MTD.1.1[11] | |
| The TSF shall restrict the ability to [selection: <i>change_default, query, modify, delete, clear</i> , [assignment: <i>other operations</i>]] the [assignment: <i>list of TSF data</i>] to [assignment: <i>the authorized identified roles</i>]. | |
| [assignment: <i>list of TSF data</i>] : | |
| <ul style="list-style-type: none"> - Account ID - Account password - S/MIME certificate - Encryption passphrase | |
| [selection: <i>change_default, query, modify, delete, clear</i> , [assignment: <i>other operations</i>]] : | |
| [assignment: <i>other operations</i>] : Registration | |
| [assignment: <i>the authorized identified roles</i>] : | |
| Administrator | |
| Hierarchical to : No other components | |
| Dependencies : FMT_SMF.1 (FMT_SMF.1) , FMT_SMR.1 (FMT_SMR.1[2]) | |

| | |
|--|-------------------------------|
| FMT_MTD.1[12] | Management of TSF data |
| FMT_MTD.1.1[12] | |
| The TSF shall restrict the ability to [selection: <i>change_default, query, modify, delete, clear</i> , [assignment: <i>other operations</i>]] the [assignment: <i>list of TSF data</i>] to [assignment: <i>the authorized identified roles</i>]. | |
| [assignment: <i>list of TSF data</i>] : | |
| Belonging Account of a user oneself | |
| [selection: <i>change_default, query, modify, delete, clear</i> , [assignment: <i>other operations</i>]] : | |
| [assignment: <i>other operations</i>] : Registration | |
| [assignment: <i>the authorized identified roles</i>] : | |
| Administrator, the user who is permitted to use of the account⁹ | |
| Hierarchical to : No other components | |
| Dependencies : FMT_SMF.1 (FMT_SMF.1) , FMT_SMR.1 (FMT_SMR.1[2], FMT_SMR.1[6]) | |

| | |
|--|--|
| FMT_SME.1 | Specification of Management Functions |
| FMT_SME.1.1 | |
| The TSF shall be capable of performing the following security management functions: [assignment: <i>list of security management functions to be provided by the TSF</i>]. | |
| [assignment: <i>list of security management functions to be provided by the TSF</i>] : | |
| <ul style="list-style-type: none"> - Stop Function of Enhanced security function by administrator - Operation setup function of ID & print function by administrator - Operation Method Setting Function of User Authentication Function by administrator - Operation Method Setting Function of Account Authentication Function by administrator - Operation Setting Function of SNMP password authentication function by administrator - Setting function of authentication failure frequency threshold by administrator in the authentication | |

⁹ A user who isn't related with an account name, and who was informed of the account password for the account ID from the administrator off-line.

| | |
|---|---|
| <p><i>operation prohibition function</i></p> <ul style="list-style-type: none"> - <i>Backup Function by administrator</i> ¹⁰ - <i>Restoration Function by administrator</i> ¹¹ - <i>Registration function of account ID by administrator</i> - <i>Modification function of account ID by administrator</i> - <i>Registration function of account password by administrator</i> - <i>Modification function of account password by administrator</i> - <i>Panel Auto Log-off Time Setting Function by administrator</i> - <i>Modification function of administrator password by administrator</i> - <i>Modification function of SNMP password by administrator</i> - <i>Registration function of user box password by administrator</i> - <i>Modification function of user box password by administrator</i> - <i>Modification function of WebDAV server password by administrator</i> - <i>Registration function of user box by administrator</i> - <i>Modification function of user attributes of the user box by the administrator (However, only when the user attribute of previous setting is "user ID")</i> - <i>Registration function of user ID by administrator</i> - <i>Registration function of user password when method of user authentication by administrator is machine authentication</i> - <i>Modification function of user password when method of user authentication by administrator is machine authentication</i> - <i>Registration function of S/MIME certificate by administrator</i> - <i>Registration modification function of S/MIME certificate by administrator</i> - <i>Operation setting function of S/MIME function by administrator</i> - <i>Operation setting function of Trusted Channel function by administrator</i> - <i>Registration function of Belonging Account of user by administrator</i> - <i>Modification function of Belonging Account of user by administrator</i> - <i>Modification function of Administrator authentication lock time by administrator</i> - <i>Modification function of Encryption passphrase by administrator</i> - <i>Operation setting function of Function to use encryption function realized by ASIC by administrator</i> - <i>Modification function of TSI receiving setting data by administrator</i> - <i>Modification function of service engineer password by service engineer</i> - <i>Modification function of administrator password by service engineer</i> - <i>Stop function of Enhanced Security function by service engineer</i> - <i>Modification function of CE authentication lock time by service engineer</i> - <i>Operation function of Maintenance function by service engineer</i> - <i>Overwrite function for the default value of the user attribute of the user box by the user.</i> - <i>Modification function of user password when method of user authentication is machine authentication by user</i> - <i>Registration function of user box password by user</i> - <i>Modification function of user attribute of user box by user</i> - <i>Registration function of Belonging Account of user oneself by user who is permitted the use of the account</i> - <i>User box registration function by user</i> - <i>Automatic Personal user box registration function by user box stored job that specifies unregistered box by user</i> - <i>Machine non-registered users' user ID automatic registration function with external server when user authentication method is external server authentication</i> - <i>Registration function of secure print password according to secure print file registration by user</i> - <i>Modification function of user attribute of user box by user who is permitted the use of public user box</i> - <i>Modification function of user box password of the user box by user who is permitted the use of public user box</i> - <i>Modification function of the concerned user box's user attribute by user who is permitted the use of the group box</i> | <p>Hierarchical to : <u>No other components</u></p> |
|---|---|

¹⁰ A part of the backup function corresponds to the inquiry function of TSF data.

¹¹ A part of the restoration function corresponds to the modification function of TSF data.

| | | |
|--------------|---|------------------------|
| Dependencies | : | <u>No dependencies</u> |
|--------------|---|------------------------|

| FMT_SMR.1[1] | | Security roles |
|---|---|--------------------------|
| FMT_SMR.1.1[1] | | |
| The TSF shall maintain the roles [assignment: <i>the authorised identified roles</i>]. | | |
| [assignment: <i>the authorised identified roles</i>] : | | |
| <i>Service Engineer</i> | | |
| FMT_SMR.1.2[1] | | |
| The TSF shall be able to associate users with roles. | | |
| Hierarchical to | : | No other components |
| Dependencies | : | FIA_UID.1 (FIA_UID.2[1]) |

| FMT_SMR.1[2] | | Security roles |
|---|---|--------------------------|
| FMT_SMR.1.1[2] | | |
| The TSF shall maintain the roles [assignment: <i>the authorised identified roles</i>]. | | |
| [assignment: <i>the authorised identified roles</i>] : | | |
| <i>Administrator</i> | | |
| FMT_SMR.1.2[2] | | |
| The TSF shall be able to associate users with roles. | | |
| Hierarchical to | : | No other components |
| Dependencies | : | FIA_UID.1 (FIA_UID.2[2]) |

| FMT_SMR.1[3] | | Security roles |
|---|---|--------------------------|
| FMT_SMR.1.1[3] | | |
| The TSF shall maintain the roles [assignment: <i>the authorised identified roles</i>]. | | |
| [assignment: <i>the authorised identified roles</i>] : | | |
| <i>User</i> | | |
| FMT_SMR.1.2[3] | | |
| The TSF shall be able to associate users with roles. | | |
| Hierarchical to | : | No other components |
| Dependencies | : | FIA_UID.1 (FIA_UID.2[3]) |

| FMT_SMR.1[4] | | Security roles |
|---|---|--------------------------|
| FMT_SMR.1.1[4] | | |
| The TSF shall maintain the roles [assignment: <i>the authorised identified roles</i>]. | | |
| [assignment: <i>the authorised identified roles</i>] : | | |
| <i>User who is authorized to use that public user box</i> | | |
| FMT_SMR.1.2[4] | | |
| The TSF shall be able to associate users with roles. | | |
| Hierarchical to | : | No other components |
| Dependencies | : | FIA_UID.1 (FIA_UID.2[5]) |

| FMT_SMR.1[5] | | Security roles |
|---|--|-----------------------|
| FMT_SMR.1.1[5] | | |
| The TSF shall maintain the roles [assignment: <i>the authorised identified roles</i>]. | | |
| [assignment: <i>the authorised identified roles</i>] : | | |
| <i>External server</i> | | |
| FMT_SMR.1.2[5] | | |
| The TSF shall be able to associate users with roles. | | |

| | | |
|-----------------|---|--------------------------|
| Hierarchical to | : | No other components |
| Dependencies | : | FIA_UID.1 (FIA_UID.2[7]) |

| | | |
|---|-----------------------|--------------------------|
| FMT_SMR.1[6] | Security roles | |
| FMT_SMR.1.1[6] | | |
| The TSF shall maintain the roles [assignment: <i>the authorised identified roles</i>]. | | |
| [assignment: <i>the authorised identified roles</i>] : | | |
| <i>The user who is permitted to use of the account</i> | | |
| FMT_SMR.1.2[6] | | |
| The TSF shall be able to associate users with roles. | | |
| Hierarchical to | : | No other components |
| Dependencies | : | FIA_UID.1 (FIA_UID.2[6]) |

6.1.1.5. TOE Access

| | | |
|--|----------------------------------|---------------------|
| FTA_SSL.3 | TSF-initiated termination | |
| FTA_SSL.3.1 | | |
| The TSF shall terminate an interactive session after a [assignment: <i>time interval of user inactivity</i>]. | | |
| [assignment: <i>time interval of user inactivity</i>] : | | |
| <i>Time decided from the final operation depending on the panel auto logoff time (1-9 minute/s) while a administrator or a user is operating on the panel</i> | | |
| Hierarchical to | : | No other components |
| Dependencies | : | No dependencies |

6.1.1.6. Trusted Pass/Channel

| | | |
|--|----------------------------------|---------------------|
| FTP_ITC.1 | Inter-TSF trusted channel | |
| FTP_ITC.1.1 | | |
| The TSF shall provide a communication channel between itself and a other trusted IT product that is logically distinct from other communication channels and provides assured identification of its end points and protection of the channel data from modification or disclosure. | | |
| FTP_ITC.1.2 | | |
| The TSF shall permit [selection : <i>the TSF, the other trusted IT product</i>] to initiate communication via the trusted channel. | | |
| [selection : <i>the TSF, the other trusted IT product</i>] | | |
| <i>The other trusted IT product</i> | | |
| FTP_ITC.1.3 | | |
| The TSF shall initiate communication via the trusted channel for [assignment : <i>list of functions for which a trusted channel is required</i>]. | | |
| [assignment : <i>list of functions for which a trusted channel is required</i>] | | |
| <ul style="list-style-type: none"> - <i>Download of the user box file.</i> - <i>Upload of the image file that will be stored as a user box file.</i> - <i>Upload of the image file that will be the secure print file.</i> | | |
| Hierarchical to | : | No other components |
| Dependencies | : | No dependencies |

6.1.1.7. Extension: Remaining All Information Protection

| | |
|--|--|
| FAD_RIP.1 | Protection of all remaining information after explicit deletion operation |
| FAD_RIP.1.1 | |
| TSF shall guarantee not to be able to use the content of any information before having been assigned to the resource on the explicit deleting operation to the following objects and the TSF data: [assignment: <i>list of object and list of TSF data</i>]. | |
| [assignment: <i>List of object and list of TSF data</i>]: | |
| <p><Objects></p> <ul style="list-style-type: none"> - <i>User Box file</i> - <i>Secure print file</i> - <i>ID & print file</i> - <i>On-memory image file</i> - <i>Stored image file</i> - <i>HDD remaining image file</i> - <i>Image-related file</i> - <i>Transmission address data file</i> <p><TSF data></p> <ul style="list-style-type: none"> - <i>Encryption passphrase</i> - <i>Administrator password</i> - <i>SNMP password</i> - <i>WebDAV server password</i> - <i>User ID</i> - <i>User password</i> - <i>User Box password</i> - <i>Secure print password</i> - <i>Account ID</i> - <i>Account password</i> - <i>S/MIME certificate</i> - <i>Trusted Channel setting data</i> - <i>Remaining TSF data¹²</i> | |
| Hierarchical to | : No other components |
| Dependencies | : No dependencies |

6.1.1.8. Extension: Capability of Using IT Environment Entity

| | |
|--|--|
| FIT_CAP.1[1] | Capability of using security service of IT environment entity |
| FIT_CAP.1.1[1] | |
| TSF shall provide the necessary capability to use the service for [assignment: <i>security service provided by IT environment entity</i>]. : [assignment: <i>necessary capability list for the operation of security service</i>] | |
| [assignment: <i>security service provided by IT environment entity</i>]: | |
| <i>User identification and authentication function of user information management server using Active Directory</i> | |
| [assignment: <i>necessary capability list for the operation of security service</i>]: | |
| <ul style="list-style-type: none"> - <i>Inquiry function of authentication information for the identification and authentication target user</i> - <i>Acquirement function of authentication information for the identification and authentication target user</i> | |
| Hierarchical to | : No other components |
| Dependencies | : No dependencies |

| | |
|---------------------|--|
| FIT_CAP.1[2] | Capability of using security service of IT environment entity |
|---------------------|--|

¹² TSF data remaining in the HDD data area, which cannot be deleted only by the deletion of the file management area.

| | |
|---|-----------------------|
| FIT_CAP.1.1[2] | |
| TSF shall provide the necessary capability to use the service for [assignment: <i>security service provided by IT environment entity</i>]. : [assignment: <i>necessary capability list for the operation of security service</i>] | |
| [assignment: <i>security service provided by IT environment entity</i>] : | |
| Encryption function achieved by ASIC | |
| [assignment: <i>necessary capability list for the operation of security service</i>] : | |
| Support function of the image files processing by encryption function | |
| Hierarchical to | : No other components |
| Dependencies | : No dependencies |

6.1.2. TOE Security Assurance Requirements

The TOE is a commercial office product that is used in a general office environment, and therefore a TOE security assurance requirement that is required for EAL3 conformance, which is a sufficient level as an assurance for commercial office products, is applied. The following table summarizes the applied TOE security assurance requirements.

Table 8 TOE Security Assurance Requirements

| TOE Security Assurance Requirements | | Component |
|--|--|-----------|
| Class ADV: Development | Security architecture description | ADV_ARC.1 |
| | Functional specification with complete summary | ADV_FSP.3 |
| | Architectural design | ADV_TDS.2 |
| Class AGD: Guidance documents | Operational user guidance | AGD_OPE.1 |
| | Preparative procedures | AGD_PRE.1 |
| Class ALC: Life Cycle Support | Authorisation controls | ALC_CMC.3 |
| | Implementation representation CM coverage | ALC_CMS.3 |
| | Delivery procedures | ALC_DEL1 |
| | Identification of security measures | ALC_DVS.1 |
| | Developer defined life-cycle model | ALC_LCD.1 |
| Class ASE: Security Target Evaluation | Conformance claims | ASE_CCL.1 |
| | Extended components definition | ASE_ECD.1 |
| | ST introduction | ASE_INT.1 |
| | Security objectives | ASE_OBJ.2 |
| | Derived security requirements | ASE_REQ.2 |
| | Security problem definition | ASE_SPD.1 |
| | TOE summary specification | ASE_TSS.1 |
| Class ATE: Tests | Analysis of coverage | ATE_COV.2 |
| | Testing: basic design | ATE_DPT.1 |
| | Functional testing | ATE_FUN.1 |
| | Independent testing - sample | ATE_IND.2 |
| Class AVA: Vulnerability Assessment | Vulnerability analysis | AVA_VLA.1 |

6.2. IT Security Requirements Rationale

6.2.1. Rationale for IT Security Functional Requirements

6.2.1.1. Necessity

The correspondence between the security objectives and the IT security functional requirements are shown in the following table. It shows that the IT security functional requirements correspond to at least one security objective.

Table 9 Conformity of IT Security Functional Requirements to Security Objectives

| Security Objectives \ Security Functional Requirements | O.REGISTERED-USER | O.PRIVATE-BOX | O.PUBLIC-BOX | O.GROUP-BOX | O.SECURE-PRINT | O.CONFIG | O.OVERWRITE-ALL | O.CRYPTO-KEY | O.TRUSTED-PASS | O.CRYPTO-MAIL | O.FAX-CONTROL | O.AUTH-CAPABILITY | O.CRYPTO-CAPABILITY | * set.admin | * set.service |
|--|-------------------|---------------|--------------|-------------|----------------|----------|-----------------|--------------|----------------|---------------|---------------|-------------------|---------------------|-------------|---------------|
| set.admin | X | X | X | X | X | X | | | | | | | | | |
| set.service | X | X | X | X | X | X | | | | | | | | | |
| FCS_CKM.1 | | | | | | | | X | | X | | | | | |
| FCS_COP.1 | | | | | | | | | | X | | | | | |
| FDP_ACC.1[1] | | X | X | X | | X | | | | | | | | | |
| FDP_ACC.1[2] | | | | | X | X | | | | | | | | | |
| FDP_ACC.1[3] | | | | | | X | | | | | | | | | |
| FDP_ACC.1[4] | | | | | X | X | | | | | | | | | |
| FDP_ACF.1[1] | | X | X | X | | X | | | | | | | | | |
| FDP_ACF.1[2] | | | | | X | X | | | | | | | | | |
| FDP_ACF.1[3] | | | | | | X | | | | | | | | | |
| FDP_ACF.1[4] | | | | | X | X | | | | | | | | | |
| FDP_IFC.1 | | | | | | | | | | | X | | | | |
| FDP_IFF.1 | | | | | | | | | | | X | | | | |
| FIA_AFL.1[1] | | | | | | | | | | | | | | | X |
| FIA_AFL.1[2] | | | | | | | | | | | | | | X | |
| FIA_AFL.1[3] | | | | | | X | | | | | | | | | |
| FIA_AFL.1[4] | X | | | | | | | | | | | | | | |
| FIA_AFL.1[5] | | | | | X | | | | | | | | | | |
| FIA_AFL.1[6] | | | X | | | | | | | | | | | | |
| FIA_AFL.1[7] | | | | X | | | | | | | | | | | |
| FIA_AFL.1[8] | X | | X | X | X | | | | | | | | | X | X |
| FIA_AFL.1[9] | | | | | | X | | | | | | | | | |
| FIA_ATD.1 | | X | X | X | X | X | | | | | | | | | |
| FIA_SOS.1[1] | | | X | X | X | X | | | | | | | | X | X |
| FIA_SOS.1[2] | | | | | | X | | | | | | | | | |
| FIA_SOS.1[3] | X | | | | | | | | | | | | | | |
| FIA_SOS.1[4] | | | | | | X | | | | | | | | | |
| FIA_SOS.1[5] | X | | X | | | | | | | | | | | X | |
| FIA_SOS.2 | X | | X | | | | | | | | | | | X | |
| FIA_UAU.2[1] | | | | | | | | | | | | | | | X |
| FIA_UAU.2[2] | | | | | | X | | | | | | | | X | |
| FIA_UAU.2[3] | X | | | | | | | | | | | | | | |

| Security Objectives Security Functional Requirements | O.REGISTERED-USER | O.PRIVATE-BOX | O.PUBLIC-BOX | O.GROUP-BOX | O.SECURE-PRINT | O.CONFIG | O.OVERWRITE-ALL | O.CRYPTO-KEY | O.TRUSTED-PASS | O.CRYPTO-MAIL | O.FAX-CONTROL | O.AUTH-CAPABILITY | O.CRYPTO-CAPABILITY | * set.admin | * set.service |
|---|-------------------|---------------|--------------|-------------|----------------|----------|-----------------|--------------|----------------|---------------|---------------|-------------------|---------------------|-------------|---------------|
| | FIA_UAU.2[4] | | | | | X | | | | | | | | | |
| FIA_UAU.2[5] | | | X | | | | | | | | | | | | |
| FIA_UAU.2[6] | | | | X | | | | | | | | | | | |
| FIA_UAU.6 | X | X | X | | X | | | | | | | | | X | X |
| FIA_UAU.7 | X | X | X | X | X | | | | | | | | | X | X |
| FIA_UID.2[1] | | | | | | | | | | | | | | | X |
| FIA_UID.2[2] | | | | | | X | | | | | | | | X | |
| FIA_UID.2[3] | X | | | | | | | | | | | | | | |
| FIA_UID.2[4] | | | | | X | | | | | | | | | | |
| FIA_UID.2[5] | | | X | | | | | | | | | | | | |
| FIA_UID.2[6] | | | | X | | | | | | | | | | | |
| FIA_UID.2[7] | X | | | | | | | | | | | | | | |
| FIA_USB.1 | | X | X | X | X | X | | | | | | | | | |
| FMT_MOF.1[1] | | | | | | X | | | | | | | | | |
| FMT_MOF.1[2] | X | | | | X | X | | | | | | | | | |
| FMT_MOF.1[3] | | | | X | | X | | | | | | | | | |
| FMT_MSA.1[1] | | X | | | | X | | | | | | | | | |
| FMT_MSA.1[2] | | | X | | | X | | | | | | | | | |
| FMT_MSA.1[3] | | | | X | | X | | | | | | | | | |
| FMT_MSA.3[1] | | X | X | | | | | | | | | | | | |
| FMT_MSA.3[2] | | | | | X | | | | | | | | | | |
| FMT_MSA.3[3] | | X | X | X | | | | | | | | | | | |
| FMT_MSA.3[4] | | | | | X | | | | | | | | | | |
| FMT_MTD.1[1] | X | | | | | | | | | | | | | | |
| FMT_MTD.1[2] | X | | | | | X | | | | | | | | | |
| FMT_MTD.1[3] | X | | X | X | X | X | | | | | | | | X | X |
| FMT_MTD.1[4] | | | X | | | X | | | | | | | | | |
| FMT_MTD.1[5] | | | X | | | | | | | | | | | | |
| FMT_MTD.1[6] | | | | | | | | | | | | | | X | |
| FMT_MTD.1[7] | | | | | | X | | | | | | | | | |
| FMT_MTD.1[8] | | | | | X | | | | | | | | | | |
| FMT_MTD.1[9] | | | | | | | | | | | | | | | X |
| FMT_MTD.1[10] | X | | | | | | | | | | | | | | |
| FMT_MTD.1[11] | | | | X | | X | | | | | | | | | |
| FMT_MTD.1[12] | | | | X | | | | | | | | | | | |
| FMT_SMF.1 | X | X | X | X | X | X | | | | | | | | X | X |
| FMT_SMR.1[1] | | | | | | X | | | | | | | | X | X |
| FMT_SMR.1[2] | X | X | X | X | X | X | | | | | | | | X | |
| FMT_SMR.1[3] | X | X | | | X | | | | | | | | | | |
| FMT_SMR.1[4] | | | X | | | | | | | | | | | | |
| FMT_SMR.1[5] | X | | | | | | | | | | | | | | |
| FMT_SMR.1[6] | | | | X | | | | | | | | | | | |
| FTA_SSL.3 | X | | | | | | | | | | | | | X | |
| FTP_ITC.1 | | | | | | | | | X | | | | | | |
| FAD_RIP.1 | | | | | | | X | | | | | | | | |
| FIT_CAP.1[1] | | | | | | | | | | | | X | | | |
| FIT_CAP.1[2] | | | | | | | | | | | | | X | | |

Note) **set.admin** and **set.service** indicates the set of the requirements. And the security objectives assumed to have the correspondence and presented by "X" also correspond to a series of requirement set associated by * set.admin and * set.service shown in column.

6.2.1.2. Sufficiency

The IT security functional requirements for the security objectives are described as follows.

- **O.REGISTERED-USER (Usage of a registered user)**

This security objective limits the utilization of MFP installing TOE to only the registered user, and needs various requirements regarding user identification and authentication.

<Necessary requirement for identification and authentication of the user>

It identifies and authenticates that the user who accesses is a registered user by FIA_UID.2[3] and FIA_UAU.2[3].

FIA_UAU.7 returns "*" for each entered character as feedback protected by the panel and supports the authentication.

In the case of the failure authentication from the panel, FIA_AFL.1 [8] refuses all input acceptances from the panel for 5 seconds in every failure. When the authentication failure reaches 1-3 times, FIA_AFL.1 [4] locks the authentication function for that user from then on. This lock status is released by the administrator's release operation.

FMT_MOF.1[2] permits only the administrator the selection of the user authentication methods which are "Machine authentication" and "External server authentication". FMT_MTD.1[3] permits only the administrator the setting (modification) of the threshold of the Authentication failure frequency which is the trial frequency of the failure authentication in the user authentication.

FIA_SOS.1[5] secures the quality verification of the session information used in the user authentication via the network, and FIA_SOS.2 secures the quality of the session information which is generated and used.

<Necessary requirements for managing session of user who is identified and authenticated>

The duration of session of the user who is identified and authenticated contributes to reduce the chance of attacking associated with unnecessary session connection, by ending the session after the panel automatic logoff time elapses with FTA_SSL.3. when it logs in from the panel. The change in the panel auto logoff time is limited to the administrator by FMT_MTD.1[3].

<Necessary requirement for managing the identification and authentication information of the user>

When "the machine authentication" is chosen in a method of the user authentication by FMT_MTD.1[1], the initial registration of a user password in the user's registration is permitted only by the administrator.

When "the machine authentication" has been selected in the method of the user authentication, the registration of the user ID in the user registration is permitted to the administrator by FMT_MTD.1[10]. When the "external server authentication" (has been selected in the user authentication method, the user who is authenticated the identification is permitted from an

external server and registered automatically by this requirement. (This corresponds to the user ID registration of the "external server".) At this registration, the external server accessing TOE is identified the external server registered by FIA_UID.2[7]. This management behavior is maintained as the role of the external server by FMT_SMR.1 [5]. In addition, the registration function of user ID is specified for the administration function by FMT_SMF.1. The setting change operation of an external server is limited to only the administrator by FMT_MTD.1[3].

The quality of the user password is verified by FIA_SOS.1[3]. When "machine authentication" is selected in the method of the user authentication, a change of the user password is limited to the user itself and the administrator by FMT_MTD.1[2]. In addition, when a user changes his/her own user password, the user is re-authenticated by FIA_UAU.6.

<Necessary requirement to keep the administrator secure>

→ refer to set.admin

<Necessary requirement to keep the service engineer secure>

→ refer to set.service

<Role and management function for each management>

The role to do these managements is maintained as a administrator by FMT_SMR.1[2] and a user by FMT_SMR.1[3]. Moreover, these management functions are specified by FMT_SMF.1.

This security objective is satisfied by the completion of these multiple functional requirements.

- **O.PRIVATE-BOX (personal user box access control)**

This security objective limits access to the personal user box and the user box file in the personal user box to only the user who owns that user box, and needs various requirements that relate to the access control.

<User box access control (a personal user box)>

After the user has been identified and authorized, the user ID is associated with the task of acting a use by FIA_ATD.1 and FIA_USB.1. By FDP_ACC.1[1] and FDP_ACF.1[1], the task of acting the user has a user ID, and is permitted to display the list of the user box with a corresponding user attribute. In addition, after the user box has been selected, when the user box ID is associated with the task of acting a use by FIA_ATD.1 and FIA_USB.1, the operation such as a print, a download, transmissions, a movement, and a copy is permitted to the user box file that has a corresponding object attribute to user ID and user box ID of the subject attribute.

<Management of a personal user box>

FMT_MSA.1[1] permits to the user and the administrator the change operation of the user attribute of the user box where the user ID is set.

As for the registration of the user box, public is appointed to the user attribute of the user box by FMT_MSA.3[1], and it is permitted only to the user and administrator to give the initial value to change the public attribute. In addition, when the job to store the non-registered user

box into the user box appointed is executed due to the same requirement, a user ID of the user who executes a job concerned is appointed automatically.

As for the box attribute of the user box file, the value consistent with the box attribute of the user box which was selected as the file saved is set up by FMT_MSA.3[3].

<Necessary requirement to keep the administrator secure>

→ refer to set.admin

<Necessary requirement to keep the service engineer secure>

→ refer to set.service

<Role and controlling function for each management>

As the role of doing these managements, FMT_SMR.1[2] maintains an administrator and FMT_SMR.1[3] maintains a user permitted the use of the user box. FMT_SMF.1 specifies these management functions.

This security objective is satisfied by the completion of these multiple functional requirements.

● O.PUBLIC-BOX (a public user box access control)

This security objective permits the inspection of the public user box to all users, and limits the setting of the public user box and the operation of the user box file in the public user box only to the user who permitted the utilization of that public user box. And it needs the various requirements regarding access control.

<User box access control (a public user box)>

After the user has been identified and authorized, the user ID is associated with the task of acting a use by FIA_ATD.1 and FIA_USB.1. FDP_ACC.1[1] and FDP_ACF.1[1] permits the list display operation to the user box where public is set on the user attributes to the task of acting the user who has user ID.

It is required to be a user who is permitted the use of the user box to operate the user box file in the public user box. FIA_UID.2[5] and FIA_UAU.2[5] identifies and authenticates that it is a user who is permitted the use of the user box.

FIA_UAU.7 returns "*" for each entered character as feedback protected by the panel and supports the authentication.

In the case of the failure authentication from the panel, FIA_AFL.1 [8] refuses all input acceptances from the panel for 5 seconds in every failure. When the authentication failure reaches 1-3 times, FIA_AFL.1 [6] locks the authentication function for that user from then on. This lock status is released by the administrator's release operation.

FMT_MTD.1[3] permits only to the administrator the setup of the threshold of the unauthorized access detection value that is the trial frequency of the failure authentication in the authentication of the user who is permitted the use of the user box.

When FIA_ATD.1 and FIA_USB.1 relates a user box ID to the task of acting use, FDP_ACC.1[1] and FDP_ACF.1[1] permit the user box file that has a corresponding object attribute to the user box ID of the subject attribute and is set public to the user attribute of user box, the operation such as a print, a download, transmissions, a movement, and a copy.

FIA_SOS.1[5] secures the quality verification of the session information used in the user box authentication via the network, and FIA_SOS.2 secures the quality of the session information which is generated and used.

<Management of a public user box>

FMT_MSA.1[2] permits the user who is permitted the use of the user box to operate the change of the user attribute of use box which "Public" is set. FMT_MTD.1[4] permits the change in the user box password only to the administrator and the user who is permitted to the use of the user box. FIA_SOS.1[1] verifies the quality of the user box password. If a user permitted to use a public user box changes the user box password of the public user box, FIA_UAU.6 re-authenticates the user.

As for the user box registration, FMT_MSA.3[1] specifies the public to the user attribute of the user box, and permits only the user and administrator to give the initial value to change the user attribute. FMT_MTD.1[5] permits the registration of the user box password only to the user or the administrator. For the user box attribute of the user box file, the user box attribute value of the selected user box as storage is set by FMT_MSA.3[3].

<Necessary requirement to keep the administrator secure>

→ refer to set.admin

<Necessary requirement to keep the service engineer secure>

→ refer to set.service

<Role and controlling function for each management>

As the role of doing these managements, FMT_SMR.1[2] maintains an administrator and FMT_SMR.1[4] maintains a user permitted the use of the user box. FMT_SMF.1 specifies these management functions.

This security objective is satisfied by the completion of these multiple functional requirements.

- **O.GROUP-BOX (Group user box access control)**

This security objective permits the browser of the group box only to the user who is permitted the use of the account, and limits the operation of the user function of the box file in the group user box, set of the group box only to the user who is permitted the use of the group user box, and requires various requirements that relate to the access control.

<User box access control (a group user box)>

After the user has been identified and authorized, the user ID is associated with the task of acting a use by FIA_ATD.1 and FIA_USB.1 And after the account has been authorized, the account ID is associated with the task of acting a use by FIA_ATD.1 and FIA_USB.1 FDP_ACC.1[1] and FDP_ACF.1[1] permits a task to act for the user to operate the list to the user box (group user box) where the user attribute corresponded with the Account Name (account ID) in the security attribute of the subject is set.

It is required to be a user who is permitted the use of the group user box to operate the user box file in the group user box. When the Account authentication method is "the method not

synchronized", FIA_UID.2[6] and FIA_UAU.2[6] identifies and authenticates that it is a user who is permitted the use of the group user box. When the account authentication method is "synchronized method" and the Account that user belongs to is not registered, FIA_UID.2[6] and FIA_UAU.2[6] identifies and authenticates that it is a user who is permitted the use of the account.

FIA_UAU.7 returns "*" for each entered character as feedback protected by the panel and supports the authentication.

In the case of the failure authentication from the panel, FIA_AFL.1[8] refuses all input acceptances from the panel for 5 seconds in every failure. When the authentication failure reaches 1-3 times, FIA_AFL.1[7] locks the authentication function for that account from then on. This lock status is released by the administrator's release operation.

FMT_MTD.1[3] permits only the administrator the setup of the threshold of the unauthorized access detection value that is the trial frequency of the failure authentication in the authentication of the user who is permitted the use of the group user box.

When FIA_ATD.1 and FIA_USB.1 relates to the user box ID under the task to act for user, FDP_ACC.1[1] and FDP_ACF.1[1] permits the user box file that has a corresponding object attribute to the account ID and the user box ID of the subject attribute the operation such as print, download, transmissions, movement and copy.

<Necessary requirement to manage the group box>

FMT_MAS.1[3] permits the modification operation of the user attribute of the user box that is set "account ID" to the user who is permitted the access to the group user box.

For the user box attribute of the user box file, the user box attribute value of the selected user box as storage is set by FMT_MSA.3[3].

<Necessary requirement to manage the subject attribute related with the group user box>

FMT_MTD.1[11] restricts the registration of the account ID and account password only to the administrator. Also, FMT_MTD.1[3] restricts the modification of the account ID and account password only to the administrator.

FMT_MTD.1[12] restricts the registration of the belonging account assigned to the user, to the administrator and to the user who is permitted the use of the account.

FIA_SOS.1[1] verifies the quality of the account password .

<Management of the account authentication method>

FMT_MOF.1[3] restricts the behavior management of the account authentication function and the stop operation management to the administrator.

<Necessary requirement to keep the administrator secure>

→ refer to set.admin

<Necessary requirement to keep the service engineer secure>

→ refer to set.service

<Role and controlling function for each management>

As the role of doing these managements, FMT_SMR.1[2] maintains an administrator and FMT_SMR.1[6] maintains a user permitted the use of the group user box. FMT_SMF.1

specifies these management functions.

This security objective is satisfied by the completion of these multiple functional requirements.

- **O.SECURE-PRINT (Access control of secure print file and ID & print file)**

These security objectives explain the policy for the secure print file.

First, for secure print file, this security objective limits the print of the secure print file only for the user, who is permitted the use of the secure print file, and requires various requirements that relate to the access control.

<Secure print file access control>

After the user has been identified and authorized, the user ID is associated with the task of acting a use by FIA_ATD.1 and FIA_USB.1. FDP_ACC.1[2] and FDP_ACF.1[2] permits the list display operation of every secure print user box to the task of acting the user who has user ID.

As it must be a user who is permitted the use of the secure print file to print it, FIA_UID.2[4] and FIA_UAU.2[4] identifies and authenticates that it is a user who is permitted the use of the secure print file.

FIA_UAU.7 returns "*" for each entered character as feedback protected by the panel and supports the authentication.

FIA_AFL.1 [8] refuses all input acceptances from the panel for 5 seconds in every failure. When the authentication failure reaches 1-3 times, FIA_AFL.1 [5] locks the authentication function for to the concerned secure print file. This lock status is released by the administrator's release operation.

FMT_MTD.1[3] permits only to the administrator the setup of the threshold of the authentication failure frequency that is the trial frequency of the failure authentication in the authentication of the user who is permitted the use of the secure print file.

When FIA_ATD.1 and FIA_USB.1 relate the secure print internal control ID to the task of acting use, FDP_ACC.1[2] and FDP_ACF.1[2] permit the print operation to the secure print file that has a corresponding object attribute to the secure print internal control ID of the subject attribute.

As for secure print internal control ID, FMT_MSA.3[2] gives the value uniquely identified when the secure print file is registered.

<Secure print password>

FMT_MTD.1[8] permits only to the user the registration of the secure print password used for the authentication. FIA_SOS.1[1] verifies the quality of the secure print password.

Next, for ID & print file, this security objective limits the print of the ID & print file only for the user who registered that file, so that various requirements regarding access control are necessary.

<ID & print file access control>

FDP_ACC.1[4] and FDP_ACF.1[4] permit the task substituting for a user with a user ID to list and print the ID & print file with the user attribute consistent with the user ID.

For the user attribute set in the ID & print file, the user ID of the user who registers the file when the file is registered is set by FMT_MSA.3[4].

<Operation management of the ID & print function>

Management of this operation mode is limited only to the administrator by FMT_MOF.1[2].

<Necessary requirement to keep the administrator secure>

→ refer to set.admin

<Necessary requirement to keep the service engineer secure>

→ refer to set.service

<Role and controlling function for each management>

As the role of doing these managements, FMT_SMR.1[2] maintains an administrator and FMT_SMR.1[3] maintains a user. Moreover, FMT_SMF.1 specifies these management functions.

This security objective is satisfied by the completion of these multiple functional requirements.

● O.CONFIG (Access limitation to an management function)

This security objective limits the setting related to the SMTP server, the setting related to the DNS server, the setting related to the Enhanced Security function, the backup function, and the restorations function to the administrator, and needs various requirements to limit the access to a series of setting function and the management function.

<Management of network setting>

When the administrator attribute is associated with the task of substituting the use, FDP_ACC.1[3] and FDP_ACF.1[3] permits the task of substituting the user to operate the SMTP server group object, DNS server group object, settings for the MFP address group object, PC-FAX operation setting object, and transmission address data object.

<Operation limitation of Backup and restoration function>

When the administrator attribute is associated with the task of acting the use by FIA_ATD.1 and FIA_USB.1, the task of acting the user is permitted the back-up operation of:

- the user box files by FDP_ACC.1[1] and FDP_ACF.1[1].
- the secure print files by FDP_ACC.1[2] and FDP_ACF.1[2].
- the ID & print files by FDP_ACC.1[4] and FDP_ACF.1[4].

In addition, the restoration operation is permitted for

- SMTP server group object, DNS server group object, MFP address group object, PC-FAX operation setting object, and transmission address data object by FDP_ACC.1[3] and FDP_ACF.1[3].

Moreover, the restoration operation (modification operation) is permitted only to the administrator for the following data:

- the enhanced security setting data by FMT_MOF.1[1]
- the operation setting data of user authentication function, encryption strength setting data

for S/MIME function and setting data of SNMP password authentication function by FMT_MOF.1[2].

- the Trusted Channel setting data, encryption passphrase and account authentication function operation setting data by FMT_MOF.1[3].
- the user attribute of the user box by FMT_MSA.1[1], FMT_MSA.1[2] and FMT_MSA.1[3].
- the user password by FMT_MTD.1[2].
- the user ID, the SNMP password, the panel auto logoff time, the authentication failure frequency, the secure print password, the external authentication setting data, the account ID, the account password, the S/MIME certificate, the belonging account of user, administrator authentication lock time, TSI receiving setting, and WebDAV server password by FMT_MTD.1[3].
- the user box password by FMT_MTD.1[4].

FMT_MTD.1[7] permits only to the administrator the backup operation (inquiry operation) of the SNMP password, the user password, the user box password, and the secure print password, the account password, and WebDAV server password.

<Operational limitation of Enhanced Security function>

FMT_MOF.1[1] permits only the administrator and service engineer to disable the setting for the enhanced security function.

<Management of encryption passphrase >

FMT_MTD.1[3] permits the modification operation to the encryption passphrase. FIA_SOS.1[4] verifies the quality of the encryption passphrase. When an encryption passphrase is changed, the change is permitted only when it is re-authenticated successfully by FIA_UAU.6 that the user is an administrator by collating with the registered encryption passphrase object

Moreover, FMT_MTD.1[11] permits only to the administrator to register the encryption passphrase.

<Necessary requirement for accessing MIB object>

The SMTP server group object, the DNS server group object and the MFP address group object exists as an MIB object as well, so that the restriction is necessary even in the access from the SNMP.

FIA_UID.2[2] and FIA_UAU.2[2] identifies and authenticates that the user who accesses the MIB object is an administrator.

FIA_AFL.1[3] locks the authentication function to access the MIB object when the failure authentication reaches 1-3 times. This lock is released by the lock release operation by the administrator.

FMT_MTD.1[3] restricts the threshold setting of the unauthorized access detection value that is the trial frequency of the failure authentication in the administrator authentication using the SNMP password only to the administrator

FMT_MTD.1[3] restricts the change in the SNMP password to the administrator. FIA_SOS.1[2] verifies the quality of the SNMP password. Besides, when the SNMP password is changed by a method other than the operation by SNMP, the user is re-authenticated by FIA_UAU.6.

FMT_MOF.1[2] restricts the method of the SNMP password authentication function only to

the administrator.

<Requirements for the counter management function (access by WebDAV)>

FIA_UID.2[2] and FIA_UAU.2[2] identify and authenticate that the user accessing by WebDAV is an administrator.

FMT_MTD.1[7] permits the identified and authenticated administrator to perform inquiry of user passwords and account passwords.

FIA_AFL.1[9] locks the administrator authentication function which uses the WebDAV server password when authentication has failed once, twice, or three times. This lock state is released by the administrator's unlock operation.

When an administrator is authenticated by the WebDAV server password, FMT_MTD.1[3] restricts the setup of the maximum number of times of unsuccessful authentication only to the administrator.

FMT_MTD.1[3] restricts the change of the WebDAV server password only to the administrator. FIA_SOS.1[1] verifies the quality of the WebDAV server password. Besides, when the WebDAV server password is changed, FIA_UAU.6 re-authenticates the administrator.

< Operational Limit of Trusted Channel function setting data>

The behavior and the stop setting of Trusted Channel function are permitted only to the administrator by FMT_MOF.1[3].

<Operational Limit for S/MIME function>

The registration of the S/MIME certificate is permitted only to the administrator by FMT_MTD.1[11]. The modification of the S/MIME certificate registered is permitted only to the administrator by FMT_MTD.1[3]. In addition, the setup of transmission address data is permitted only to the administrator by FDP_ACC.1[3] and FDP_ACF.1[3].

The behavior of the S/MIME function is permitted only to the administrator by the FMT_MOF.1[2].

<Necessary requirements to keep the administrator secure>

→ refer to set.admin

<Necessary requirements to keep the service engineer secure>

→ refer to set.service

<Role and controlling function for each management>

As the role of doing these managements, FMT_SMR.1[1] maintains a service engineer and FMT_SMR.1[2] maintains an administrator. Moreover, FMT_SMF.1 specifies these management functions.

This security objective is satisfied by the completion of these multiple functional requirements.

- **O.OVERWRITE-ALL (Complete overwrite deletion)**

This security objective regulates that it deletes all data areas of HDD and initializes the

concealed information of NVRAM that is set by the user, and requires various requirements that relate to the deletion.

FAD_RIP.1 guarantees that these objective information not to be able to use the content of any previous information by the deletion operation.

Therefore, this security objective is satisfied.

- **O.CRYPT-KEY (Encryption key generation)**

This security objective regulates that the encryption key necessary to encrypt all the data written in HDD by ASIC is generated, and needs various requirements that relate to the encryption key generation.

Using Konica Minolta HDD encryption key generation algorism according to the Konica Minolta encryption specification standard, FCS_CKM.1 generates an encryption key 128 bits long.

This security objective is satisfied by the completion of this function requirement.

- **O.TRUSTED-PASS (Usage of Trusted Channel)**

This security objective generates the Trusted Channel in the transmission and reception such as a user box file, a secure print file, and an ID & print file, and the requirement that relates with the Trusted Channel is necessary. FTP_ITC.1 generates the Trusted Channel according to the requirement from the other Trusted IT product, and it is applied to the transmission and reception, such as the user box file, the secure print file, and the ID & print file.

This security objective is satisfied by the completion of this function requirement,

- **O.CRYPTO-MAIL (Usage of Encryption mail)**

This security objective regulates the encryption of a user box file when transmitting the user box file by e-mail, and various requirements related to the encryption are necessary.

FCS_CKM.1 generates the encryption key (128, 168, 192 or 256 bits) by using Pseudorandom number Generation Algorithm according to FIPS 186-2.

FCS_COP.1 encrypts the user box file by using AES (encryption key: 128, 192 or 256 bits) of FIPS PUB 197 (it becomes a transmission data of S/MIME). Also, the same requirement encrypts the user box file by using 3-Key-Triple-DES (encryption key: 168 bits) of SP800-67. (By the same token, it becomes a transmission data of S/MIME.)

FCS-COP.1 encrypts these encryption keys are encrypted by RSA of FIPS 186-2 that is a public key of S/MIME certificate of each destination.

This security objective is satisfied by the completion of these plural function requirements.

- **O. FAX-CONTROL (Fax unit control)**

This security objective regulates to prohibit an access to internal network which the MFP concerned connects with, from public line via the port of Fax public line.

This means that communication, like remote diagnostic function or illegal operation command, except image data which is sent from public line network and forwarded to internal network via MFP is not forwarded to internal network, and various requirements related to the flow control of Fax unit are necessary.

Applying FDP_IFC.1 and FDP_IFF.1, the flow control not to send data, except the image data which the reception function from a public line received, to internal network is achieved.

This security objective is satisfied by the completion of this function requirement.

- **O.AUTH-CAPABILITY (Support action to use user identification and authentication function)**

This security objective regulates that the user identification and authentication function is used by the user information management server that is the entity of a necessary IT environment for the security maintenance of TOE, and needs various requirements that relate to the encryption.

Applying FIT_CAP.1[1], the inquiry and the acquirement function for the identification and authentication objective user are achieved for the user identification and authentication function by the Active Directory of the user information management server.

This security objective is satisfied by the completion of this function requirement.

- **O.CRYPTO-CAPABILITY (Support action to use the encryption function)**

This security objective regulates that TOE's support action for the data stored in HDD is encrypted by ASIC that is the entity out of TOE, and needs various requirements that regulates the support of external entity action.

Applying FIT_CAP.1[2], a support function to process all data in HDD through the encryption function implemented by ASIC is achieved for that encryption function.

This security objective is satisfied by the completion of this function requirement.

- **set.admin (Set of necessary requirement to keep administrator secure)**

<Identification and Authentication of an administrator>

FIA_UID.2[2] and FIA_UAU.2[2] identifies and authenticates that the accessing user is a administrator.

FIA_UAU.7 returns "*" for each character entered as feedback protected in the panel, and supports the authentication.

FIA_AFL.1[8] refuses, in case of the failure authentication tried from the panel, all the input receipts from the panel for five seconds in every failure. When the failure authentication reaches 1-3 times, FIA_AFL.1[2] logoffs if it's under authentication, and locks all the authentication functions that use the administrator password from then on. The release function is executed by starting TOE with turning OFF and ON the power supply, so that the lock is released after the administrator authentication lock time passed.

FMT_MTD.1[3] permits only to the administrator the setting of the threshold of the authentication failure frequency which is the trial frequency of the failure authentication in the administrator authentication.

<Management of session of identified and authenticated administrator>

The duration of session of the administrator who is identified and authenticated contributes to reduce the chance of attacking associated with unnecessary session connection by ending the session after the panel automatic logoff time elapses by FTA_SSL.3. if it logs in from the panel. The change in the panel auto logoff time is limited to the administrator by FMT_MTD.1[3].

<Management of administrator's authentication information>

FIA_SOS.1[1] verifies the quality of the administrator password. Moreover, FIA_SOS.[5] verifies the quality of session information used to authenticate the administrator via the

network, and FIA_SOS.2 secures the quality of session information that is generated and used. FMT_MTD.1[6] restricts the change in the administrator password to the administrator and the service engineer. When the administrator changes the administrator password, FIA_UAU.6 re-authenticates it. In this re-authentication, when the failure authentication reaches 1-3 times, FIA_AFL.1[2] logoffs it if it's under authentication, and releases the authentication status of the administrator from then on. And it locks all the authentication functions to use the administrator password. The release function is executed by starting TOE with turning OFF and ON the power supply, so that the lock is released after the administrator authentication lock time passed.

<Role and management function for each management>

FMT_SMR.1[1] have service engineer maintain the role to do these management, and FMT_SMR.1[2] have the administrator do the same. Additionally, FMT_SMF.1 specifies these management functions.

➤ **set.service (Set of necessary requirement to keep service engineer secure)**

<Identification and Authentication of a service engineer>

FIA_UID.2[1] and FIA_UAU.2[1] identifies and authenticates that the accessing user is a service engineer.

FIA_UAU.7 returns "*" every one character entered as the feedback protected in the panel, and supports the authentication.

FIA_AFL.1[8] refuses all the input receipts from the panel for five seconds at each failure, and when the failure authentication reaches 1-3 times, FIA_AFL.1[1] logoffs it if it's under authentication, and locks all the authentication functions to use the CE password. The CE authentication lock release function is executed and the CE authentication lock time goes by, so that this lock status is released.

FMT_MTD.1[3] permits only to the administrator the setting of the threshold of the authentication failure frequency that is the trial frequency of the failure authentication in the service engineer authentication. FMT_MTD.1[9] permits only to the service engineer the setting of the CE authentication lock time.

<Management of service engineer's authentication information>

FIA_SOS.1[1] verifies the quality of the CE password. FMT_MTD.1[9] restricts the change in the CE password to the service engineer. Moreover, FIA_UAU.6 re-authenticates it. In this re-authentication, when the failure authentication reaches 1-3 times, FIA_AFL.1[1] releases the authentication status of the service engineer and locks all the authentication functions to use the CE password. The secret lock release function is executed and the CE authentication lock time goes by, so that this lock status is released.

<Role and management function for each management>

FMT_SMR.1[1] maintains the role to do these management as a service engineer. FMT_SMF.1 specifies these management functions.

6.2.1.3. Dependencies of IT Security Functional Requirements

The dependencies of the IT security functional requirements components are shown in the

following table. When a dependency regulated in CC Part 2 is not satisfied, the reason is provided in the section for the "dependencies Relation in this ST."

Table 10 Dependencies of IT Security Functional Requirements Components

N/A : Not Applicable

| Functional Requirements Component for this ST | Dependencies on CC Part 2 | Dependencies Relation in this ST |
|---|--|---|
| FCS_CKM.1 | FCS_CKM.2 or FCS_COP.1, FCS_CKM.4 | <p>FCS_COP.1 (only partial event) <The reason not to fulfill partially FCS_CKM.2 or FCS_COP.1> The cryptographic operation is performed using key generated Konica Minolta HDD cryptographic key generation algorithm in the IT environment by FIT_CAP.1[1]. TSF only uses this capability, and there is no necessity of the distribution and cryptographic operation.</p> <p><The reason not to apply FCS_CKM.4> The encryption key is regularly kept for the stored data. Moreover, an arbitrary access to the storage medium is difficult, and there is no necessity of the encryption key cancellation.</p> |
| FCS_COP.1 | FCS_CKM.1 or FDP_ITC.1 or FDP_ITC.2, FCS_CKM.4 | <p>FCS_CKM.1 (only a part of the phenomenon) The satisfied events: The encryption key for enciphering the attached file by the S/MIME communication is generated. <The reason not to satisfy a part of the FCS_CKM.1 or FDP_ITC.1 or FDP_ITC.2></p> <ul style="list-style-type: none"> - It seems proper to use FDP_ITC.1 because the public key to encrypt the encryption key for the data encryption of S/MIME is imported outside of TSF control area, but S/MIME certificate is registered by the administrator's operation. In that case, it is unnecessary to consider whether it passes thorough the untrusted channel or not. There is not inevitability to apply the security requirement (The use under the condition that A.NETWORK is realized). - Also, the attribute information of imported encryption key doesn't apply to the security attribute used for the access control, etc., is not related to the initialization, etc., so there is no necessity to apply. - In FMT_MTD.1[11], it is expressed as registration of TSF data, and the object of import operation is assigned to an appropriate role. - As a result, the event corresponding to the key management is explained by using not the security requirement that is showed in the dependencies but other security requirement, so that it's no problem even if this dependencies is not satisfied. <p><The reason not apply FCS_CKM.4> The Encryption Key is stored constantly for the stored data. The arbitrary access to the storing media</p> |

| Functional Requirements Component for this ST | Dependencies on CC Part 2 | Dependencies Relation in this ST |
|---|---------------------------|--|
| | | is difficult, so it is not necessary to cancel the Encryption Key. |
| FDP_ACC.1[1] | FDP_ACF.1 | FDP_ACF.1[1] |
| FDP_ACC.1[2] | FDP_ACF.1 | FDP_ACF.1[2] |
| FDP_ACC.1[3] | FDP_ACF.1 | FDP_ACF.1[3] |
| FDP_ACC.1[4] | FDP_ACF.1 | FDP_ACF.1[4] |
| FDP_ACF.1[1] | FDP_ACC.1, FMT_MSA.3 | FDP_ACC.1[1], FMT_MSA.3[1], FMT_MSA.3[3] |
| FDP_ACF.1[2] | FDP_ACC.1, FMT_MSA.3 | FDP_ACC.1[2] FMT_MSA.3[2] |
| FDP_ACF.1[3] | FDP_ACC.1, FMT_MSA.3 | FDP_ACC.1[3] <The reason not to apply FMT_MSA.3> There is no necessity for applying this requirement because the object attribute doesn't exist. |
| FDP_ACF.1[4] | FDP_ACC.1, FMT_MSA.3 | FDP_ACC.1[4] FMT_MSA.3[4] |
| FDP_IFC.1 | FDP_IFF.1 | FDP_IFF.1 |
| FDP_IFF.1 | FDP_IFC.1, FMT_MSA.3 | FDP_IFC.1 <The reason not to apply FMT_MSA.3> There is no necessity for applying this requirement because the security attribute is initialized outside. |
| FIA_AFL.1[1] | FIA_UAU.1 | FIA_UAU.2[1] |
| FIA_AFL.1[2] | FIA_UAU.1 | FIA_UAU.2[2] |
| FIA_AFL.1[3] | FIA_UAU.1 | FIA_UAU.2[2] |
| FIA_AFL.1[4] | FIA_UAU.1 | FIA_UAU.2[3] |
| FIA_AFL.1[5] | FIA_UAU.1 | FIA_UAU.2[4] |
| FIA_AFL.1[6] | FIA_UAU.1 | FIA_UAU.2[5] |
| FIA_AFL.1[7] | FIA_UAU.1 | FIA_UAU.2[6] |
| FIA_AFL.1[8] | FIA_UAU.1 | FIA_UAU.2[1], FIA_UAU.2[2], FIA_UAU.2[3], FIA_UAU.2[4], FIA_UAU.2[5], FIA_UAU.2[6] |
| FIA_AFL.1[9] | FIA_UAU.1 | FIA_UAU.2[2] |
| FIA_ATD.1 | None | N/A |
| FIA_SOS.1[1] | None | N/A |
| FIA_SOS.1[2] | None | N/A |
| FIA_SOS.1[3] | None | N/A |
| FIA_SOS.1[4] | None | N/A |
| FIA_SOS.1[5] | None | N/A |
| FIA_SOS.2 | None | N/A |
| FIA_UAU.2[1] | FIA_UID.1 | FIA_UID.2[1] |
| FIA_UAU.2[2] | FIA_UID.1 | FIA_UID.2[2] |
| FIA_UAU.2[3] | FIA_UID.1 | FIA_UID.2[3] |
| FIA_UAU.2[4] | FIA_UID.1 | FIA_UID.2[4] |
| FIA_UAU.2[5] | FIA_UID.1 | FIA_UID.2[5] |
| FIA_UAU.2[6] | FIA_UID.1 | FIA_UID.2[6] |
| FIA_UAU.6 | None | N/A |
| FIA_UAU.7 | FIA_UAU.1 | FIA_UAU.2[1], FIA_UAU.2[2], FIA_UAU.2[3], FIA_UAU.2[4], FIA_UAU.2[5], FIA_UAU.2[6] |
| FIA_UID.2[1] | None | N/A |
| FIA_UID.2[2] | None | N/A |
| FIA_UID.2[3] | None | N/A |

| Functional Requirements Component for this ST | Dependencies on CC Part 2 | Dependencies Relation in this ST |
|---|--|--|
| FIA_UID.2[4] | None | N/A |
| FIA_UID.2[5] | None | N/A |
| FIA_UID.2[6] | None | N/A |
| FIA_UID.2[7] | None | N/A |
| FIA_USB.1 | FIA_ATD.1 | FIA_ATD.1 |
| FMT_MOF.1[1] | FMT_SMF.1, FMT_SMR.1 | FMT_SMF.1, FMT_SMR.1[1], FMT_SMR.1[2] |
| FMT_MOF.1[2] | FMT_SMF.1, FMT_SMR.1 | FMT_SMF.1, FMT_SMR.1[2] |
| FMT_MOF.1[3] | FMT_SMF.1, FMT_SMR.1 | FMT_SMF.1, FMT_SMR.1[2] |
| FMT_MSA.1[1] | FDP_ACC.1 or FDP_IFC.1, FMT_SMF.1, FMT_SMR.1 | FDP_ACC.1[1], FMT_SMF.1, FMT_SMR.1[2], FMT_SMR.1[3] |
| FMT_MSA.1[2] | FDP_ACC.1 or FDP_IFC.1, FMT_SMF.1, FMT_SMR.1 | FDP_ACC.1[1], FMT_SMF.1, FMT_SMR.1[2], FMT_SMR.1[4] |
| FMT_MSA.1[3] | FDP_ACC.1 or FDP_IFC.1, FMT_SMF.1, FMT_SMR.1 | FDP_ACC.1[1], FMT_SMF.1, FMT_SMR.1[2], FMT_SMR.1[6] |
| FMT_MSA.3[1] | FMT_MSA.1, FMT_SMR.1 | FMT_MSA.1[1], FMT_MSA.1[2], FMT_SMR.1[3] |
| FMT_MSA.3[2] | FMT_MSA.1, FMT_SMR.1 | Neither is applicable. <The reason not to apply FMT_MSA.1> This is the internal control ID that is identified uniquely, and this does not require the management such as change or deletion, after this is assigned once. <FMT_SMR.1> The assignment of FMT_MSA.3.2[2] is not applicable. FMT_SMR.1 is the dependency that is set relating to the following and so there is no necessity of application. |
| FMT_MSA.3[3] | FMT_MSA.1, FMT_SMR.1 | Neither is applicable. <The reason not to apply FMT_MSA.1> The user box attribute of a user box file always needs to correspond with the user box. Therefore, the value only has to be given at the time of storage. It is not necessary to change the value of this attribute at the time of other operational timing. Accordingly, the management requirement is unnecessary. <FMT_SMR.1> The assignment of FMT_MSA.3.2[3] is not applicable. FMT_SMR.1 is the dependency that is set relating to the following and so there is no necessity of application. |
| FMT_MSA.3[4] | FMT_MSA.1, FMT_SMR.1 | Neither is applicable. |

| Functional Requirements Component for this ST | Dependencies on CC Part 2 | Dependencies Relation in this ST |
|---|---------------------------|---|
| | | <p><The reason not to apply FMT_MSA.1> It is the concept of ID & print that the object is a print object to which only the person who registered it can access, so it is not assumed that the object is transferred to any other user. Consequently, it is not necessary to change the value of the attribute when the user performs operations other than registration, so that the management requirement is unnecessary.</p> <p><FMT_SMR.1> The assignment of FMT_MSA.3.2[4] is not applicable. FMT_SMR.1 is the dependency that is set relating to the following and so there is no necessity of application.</p> |
| FMT_MTD.1[1] | FMT_SMF.1, FMT_SMR.1 | FMT_SMF.1, FMT_SMR.1[2] |
| FMT_MTD.1[2] | FMT_SMF.1, FMT_SMR.1 | FMT_SMF.1, FMT_SMR.1[2] , FMT_SMR.1[3] |
| FMT_MTD.1[3] | FMT_SMF.1, FMT_SMR.1 | FMT_SMF.1, FMT_SMR.1[2] |
| FMT_MTD.1[4] | FMT_SMF.1, FMT_SMR.1 | FMT_SMF.1, FMT_SMR.1[2], FMT_SMR.1[4] |
| FMT_MTD.1[5] | FMT_SMF.1, FMT_SMR.1 | FMT_SMF.1, FMT_SMR.1[2], FMT_SMR.1[3] |
| FMT_MTD.1[6] | FMT_SMF.1, FMT_SMR.1 | FMT_SMF.1, FMT_SMR.1[1], FMT_SMR.1[2] |
| FMT_MTD.1[7] | FMT_SMF.1, FMT_SMR.1 | FMT_SMF.1, FMT_SMR.1[2] |
| FMT_MTD.1[8] | FMT_SMF.1, FMT_SMR.1 | FMT_SMF.1, FMT_SMR.1[3] |
| FMT_MTD.1[9] | FMT_SMF.1, FMT_SMR.1 | FMT_SMF.1 FMT_SMR.1[1] |
| FMT_MTD.1[10] | FMT_SMF.1 FMT_SMR.1 | FMT_SMF.1 FMT_SMR.1[2], FMT_SMR.1[5] |
| FMT_MTD.1[11] | FMT_SMF.1 FMT_SMR.1 | FMT_SMF.1 FMT_SMR.1[2] |
| FMT_MTD.1[12] | FMT_SMF.1 FMT_SMR.1 | FMT_SMF.1 FMT_SMR.1[2] FMT_SMR.1[6] |
| FMT_SMF.1 | None | N/A |
| FMT_SMR.1[1] | FIA_UID.1 | FIA_UID.2[1] |
| FMT_SMR.1[2] | FIA_UID.1 | FIA_UID.2[2] |
| FMT_SMR.1[3] | FIA_UID.1 | FIA_UID.2[3] |
| FMT_SMR.1[4] | FIA_UID.1 | FIA_UID.2[5] |
| FMT_SMR.1[5] | FIA_UID.1 | FIA_UID.2[7] |
| FMT_SMR.1[6] | FIA_UID.1 | FIA_UID.2[6] |
| FTA_SSL.3 | None | N/A |
| FTP_ITC.1 | None | N/A |
| FAD_RIP.1 | None | N/A |
| FIT_CAP.1[1] | None | N/A |
| FIT_CAP.1[2] | None | N/A |

6.2.2. Rationale for IT Security Assurance Requirements

This TOE is installed and used in an environment where adequate security is maintained in terms of the physical, personnel, and connectivity. Nonetheless, adequate effectiveness in the environment where the TOE is used must be assured. As a general commercial office product, the execution of tests based on function specifications and high level design, and analysis of the strength of function and a search for vulnerabilities are required. In addition, it is desirable that it has a development environment control, a configuration management for the TOE and a secure distribution procedure. And therefore the selection of EAL3, which provides an adequate assurance level, is reasonable.

The secure requirement dependency analysis is assumed to be appropriate because the package EAL has been selected, therefore details are not discussed.

7. TOE Summary Specification

The list of the TOE security function led from the TOE security function requirement is shown in Table 11 below. The detailed specification is explained in the paragraphs described below.

Table 11 Names and Identifiers of TOE Security Function

| No. | TOE Security Function | |
|-----|-----------------------|---|
| 1 | F.ADMIN | Administrator function |
| 2 | F.ADMIN-SNMP | SNMP administrator function |
| 3 | F.SERVICE | Service mode function |
| 4 | F.USER | User function |
| 5 | F.BOX | User box function |
| 6 | F.PRINT | Secure print function, ID & print function |
| 7 | F.OVERWRITE-ALL | All area overwrite deletion function |
| 8 | F.CRYPT | Encryption key generation function |
| 9 | F.RESET | Authentication Failure Frequency Reset function |
| 10 | F.TRUSTED-PASS | Trusted Channel function |
| 11 | F.S/MIME | S/MIME encryption processing function |
| 12 | F.FAX-CONTROL | Fax unit control function |
| 13 | F.SUPPORT-AUTH | External Server authentication operation support function |
| 14 | F.SUPPORT-CRYPTO | ASIC support function |
| 15 | F.ADMIN-WebDAV | Administrator function (Counter management function) |

7.1. F.ADMIN (Administrator Function)

F.ADMIN is a series of security function that administrator operates, such as an administrator identification authentication function in an administrator mode accessing from a panel or through a network, and a security management function that includes a change of an administrator password and a lock cancellation of a locked user box. (Nevertheless, all functions are not feasible functions through both a panel and a network.)

7.1.1. Administrator Identification Authentication Function

It identifies and authenticates the accessing user as the administrator in response to the access request to the administrator mode.

- Provides the administrator authentication mechanism authenticating by the administrator password that consists of the character shown in Table 12.
 - Provides the administrator authentication mechanism using the session information besides the administrator password, after the administrator is authenticated to the access from the network,
 - According to protocol, use the session information of more than 10^{10} , or generate and use the session information more than 10^{10} .
- Return "*" for each character as feedback for the entered administrator password.
- Resets the number of authentication failure when succeeding in the authentication.

- In the case of access from a panel, it doesn't accept the input from a panel for five seconds when failing in the authentication.
 - Locks all the authentication functions to use the administrator password when detecting the authentication failure that becomes 1-3 times at total in each authentication function by using the administrator password. (Refuse the access to the administrator mode)
 - The administrator specifies the failure frequency threshold by the unauthorized access detected threshold setting function.
 - F.RESET works and the lock release function of the administrator authentication function in F.SERVICE is carried out, and the lock of authentication function is released.
- As described above, FIA_AFL.1[2], FIA_AFL.1[8], FIA_SOS.1[5], FIA_SOS.2, FIA_UAU.2[2], FIA_UAU.7 and FIA_UID.2[2] are realized.

Table 12 Characters and Number of Digits for Password ¹³

| Objectives | Number of digits | Characters |
|---|------------------|---|
| CE Password Administrator Password Account Password User Box Password Secure Print Password WebDAV Server Password | 8 | Selectable from 93 or more characters in total (Alphabet, numeric, and symbols (Some are not included.)) |
| Encryption passphrase | 20 | Selectable from 83 or more characters in total (Alphabet, numeric, and symbols (Some are not included.)) |
| User Password | 8 or more | Selectable from 188 or more characters in total (Alphabet, numeric, symbols (Some are not included.), and special characters (Some are not included.)) |
| SNMP Password - Privacy Password - Authentication Password | 8 or more | Selectable from 90 or more characters in total (Alphabet, numeric, and symbols (Some are not included.)) |

7.1.2. Auto Logoff Function of Administrator Mode

While accessing an administrator mode from a panel, if not accepting any operation during the panel automatic logoff time, it logs off the administrator mode automatically.

As described above, FIA_SSL.3 is realized.

7.1.3. Function Supported in Administrator Mode

When a user is identified and authenticated as an administrator by the administrator identification authentication function at the accessing request to the administrator mode, the administrator authority is associated with the task substituting the user. And the following operations and the use of the functions are permitted.

¹³ Table 12 shows the minimum password space as the security specification. Therefore, although some excluded characters are shown depending on the password type, the excluded characters are permitted to use if possible.

As described above, FIA_ATD.1 and FIA_USB.1 are realized.

7.1.3.1. Change of Administrator Password

When a user is re-authenticated as an administrator by the panel and the new password satisfies the quality, the password is changed.

- Provides the administrator authentication mechanism that is authenticated by the administrator password which consists of the character shown in Table 12.
- Resets the number of authentication failure when succeeding in the re-authentication.
- Return "*" for each character as feedback for the entered administrator password in the re-authentication by the access from the panel.
- When the authentication failure that becomes 1-3 times at total in each authentication function by using the administrator password is detected, it logoffs the administrator mode accessing from the panel, and locks all the authentication functions to use the administrator password. (The access to the administrator mode is refused.)
 - The administrator specifies the failure frequency threshold by the unauthorized access detection threshold setting function.
- F.RESET works or the lock release function of the administrator authentication function in F.SERVICE is carried out, so that the lock of the authentication function is released.
- Verify the new administrator password if the following qualities are satisfied.
 - It is composed of the characters and by the number of digits, shown in the Table 12.
 - It shall not be composed of one kind of character.
 - It doesn't match with the current value.

As described above, FIA_AFL.1[2], FIA_SOS.1[1], FIA_UAU.6, FIA_UAU.7, FMT_MTD.1[6], FMT_SMF.1 and FMT_SMR.1[2] are realized.

7.1.3.2. User Setup

- User Registration (Only the user who uses with the machine authentication as User authentication method.)

User is registered by setting the user ID (Though user ID is composed of the user name and the authentication server information¹⁴, only user name is registered in case of the machine authentication.) and registering the user password. It verifies whether the user password newly set have been satisfied the following qualities.

 - It is composed of the characters and by the number of digits, shown in the Table 12.
 - It shall not be composed of one kind of character.

While the external server authentication is effective, the user password cannot be registered. Also register the belonging account (account ID), and relate. (The account setting is necessary beforehand.)
- Change of user password (Only the user who uses with the machine authentication as User authentication method.)

¹⁴ It associates with the external server authentication setting data that is set in the case of the use of the external server (only Active Directly method is applicable) as the method of the user authentication function. Because it deals when there are plural user information management servers, there is a case in which plural sets of authentication server information are included in the external server information setting data.

User password is changed. It verifies whether the user password newly set have been satisfied the following qualities.

- It is composed of the characters and by the number of digits, shown in the Table 12.
- It shall not be composed of one kind of character.
- It shall not be equal to the value which is currently set.

- User deletion

User ID and user password is deleted.

- When a personal user box that a concerned user owns exists, that personal user box is automatically set to the public user box of "user attributes: public."

- Change of the belonging account

The belonging account that related to user is changed

As described above, FIA_SOS.1[3], FMT_MTD.1[1], FMT_MTD.1[2], FMT_MTD.1[3], FMT_MTD.1[10], FMT_MTD.1[12], FMT_SMF.1 and FMT_SMR.1[2] are realized.

7.1.3.3. User Box Setup

- User Box Registration

When the administrator attribute is related, the view of the list of user boxes is permitted. A personal user box, a group user box, and a public user box are registered by selecting the user attribute to the non-registration user box ID selected from the list of user boxes. When they are registered, "public" is specified on the user attribute of the user box by default, however, a user ID or an account ID can be selected.

- In the case of the personal user box, the arbitrary user ID registered is specified.
- In the case of the public user box, verify that a user box password registered satisfies the following conditions.
 - It is composed of the characters and by the number of digits, shown in the Table 12.
 - It shall not be composed of one kind of character.
- Specify the arbitrary account ID registered when Group user box.

- Change of User Box Password

- The user box password set to the public user box is changed.
- It verifies whether the user box password newly set have been satisfied the following qualities.
 - It is composed of the characters and by the number of digits, shown in the Table 12.
 - It shall not be composed of one kind of character.
 - It shall not be equal to the value which is currently set.

- Change of user attribute of user box

- Specify the user attribute of a personal user box to the other user or the account that registered.
- Specify the user attribute of group user box to the user or the other account that registered.
- Specify the user attribute of public user box to the user or account that registered.
- Specify the user attribute of a personal user box or group user box to public.

- If a user box password is not registered at the same time, the password shall be registered, and the same processing as the change of user box password mentioned above is performed.

As described above, FDP_ACC.1[1], FDP_ACF.1[1], FIA_SOS.1[1], FMT_MSA.1[1], FMT_MSA.1[2], FMT_MSA.1[3], FMT_MSA.3[1], FMT_MTD.1[4], FMT_MTD.1[5], FMT_SMF.1 and FMT_SMR.1[2] are realized.

7.1.3.4. Release of Lock

- Reset (clear all) the number of times of authentication failure for each users.
 - If there is a user to whom access is locked, the lock is released.
- Reset (clear all) the number of times of authentication failure for all secure prints.
 - If there is a secure print to which access is locked, the lock is released.
- Reset (clear all) the number of times of authentication failure of each user boxes.
 - If there is a user box to which access is locked, the lock is released.
- Reset (clear all) the number of times of authentication failure of each account.
 - If there is a user account to which access is locked, the lock is released.
- Reset (clear all) the number of times of authentication failure of SNMP password.
 - If there is a MIB object to which access is locked, the lock is released.
- Reset (clear all) the number of times of authentication failure caused by the WebDAV server password.
 - If accessing by WebDAV is locked up, the lock is released.

As described above, FIA_AFL.1[3], FIA_AFL.1[4], FIA_AFL.1[5], FIA_AFL.1[6], FIA_AFL.1[7], and FIA_AFL.1[9] are realized.

7.1.3.5. Setup of User Authentication Function

Set the following authentication method in a user authentication function.

- Machine authentication: Authentication method which utilizes a user password managed on MFP sides.
- External server authentication : Authentication method which utilizes a user password managed with a user information management server connected through a network.(Only Active Directory method is object)
 - When external server authentication is used, the external server authentication setting data (Contain the multiple authentication server information, such as domain name to which external server belongs) needs to be set.

Set the following authentication method in the account authentication function used with a user authentication function.

- Account authentication function : synchronized method
The method which utilizes an account ID associated with user ID beforehand.
- Account authentication function : method not synchronized
The method to authenticate by the account ID and the account password at the time of access, without utilizing the account ID that associated with user ID beforehand.
- Account authentication function : not use

Utilize only the authentication function by user ID, and not utilize the authentication by account information.

As described above, FMT_MOF.1[2], FMT_MOF.1[3], FMT_MTD.1[3], FMT_SMF.1 and FMT_SMR.1[2] are realized.

7.1.3.6. Unauthorized Access Setup

- Setup of unauthorized access detection threshold

The unauthorized access detection threshold in the authentication operation prohibition function is set for 1-3 times.

- Setup of Administrator Authentication Lock Time

Set the Administrator Authentication Lock Time between 5-60 minutes.

As described above, FMT_MTD.1[3], FMT_SMF.1 and FMT_SMR.1[2] are realized.

7.1.3.7. Setup of Auto Logoff Function

The panel auto logoff time which is the setting data of the auto logoff function should be set within the following time range.

- panel auto logoff time : 1-9 minutes

As described above, FMT_MTD.1[3], FMT_SMF.1 and FMT_SMR.1[2] are realized.

7.1.3.8. Network Setup

A setup operation of the following setting data is performed.

- A series of setup data that relates to SMTP server (IP address, Port Number, etc.)
- A series of setup data that relates to DNS server (IP address, Port Number, etc.)
- A series of setup data that relates to MFP address (IP address, NetBIOS Name, AppleTalk Printer Name, etc.)

As described above, FDP_ACC.1[3] and FDP_ACF.1[3] are realized.

7.1.3.9. Execution of Back-up and Restoration Function

All the setting data stored in NVRAM and HDD are backed-up and re-stored except the administrator password, the CE password, and encryption passphrase. As the object related to security, due to the relation of confidentiality and completeness, the one shown by the following classifications is targeted.

<Type A : Object to which back-up and restoration should be limited>

- SNMP password
- User password
- Account password
- Secure print password
- User Box password
- WebDAV server password

<Type B : Object to which restoration should be limited>

- A series of data that relates to SMTP server setting
- A series of data that relates to DNS server setting
- A series of data that relates to MFP address setting
- Operation setting data of SNMP password authentication function
- Setting data of Enhanced Security function
- Setting data of operation method of user authentication function
- Operation setting data of account authentication function
- Authentication failure frequency threshold of authentication operation prohibition function
- Panel auto logoff time
- User ID
- User attribute of user box
- User box ID
- S/MIME certificate
- Transmission address data
- Encryption strength setting data in S/MIME function
- Trusted Channel function setting data
- Belonging Account of user
- Administrator authentication lock time
- PC-FAX operation setting
- TSI receiving setting data
- External server authentication setting data

<Type C : Object to which back-up should be limited>

- Secure print file
- User box file
- ID & print file

As described above, FDP_ACC.1[1], FDP_ACC.1[2], FDP_ACC.1[3], FDP_ACC.1[4], FDP_ACF.1[1], FDP_ACF.1[2], FDP_ACF.1[3], FDP_ACF.1[4], FMT_MOF.1[1], FMT_MOF.1[2], FMT_MOF.1[3], FMT_MSA.1[1], FMT_MSA.1[2], FMT_MSA.1[3], FMT_MTD.1[2], FMT_MTD.1[3], FMT_MTD.1[4], FMT_MTD.1[7], FMT_SMF.1 and FMT_SMR.1[2] are realized.

7.1.3.10. Operation Setup of Encryption Function

<Operation Setting ON>

When turning it ON from OFF, it verifies that the encryption passphrase newly set satisfies the following qualities, and F.CRYPT is performed.

- It is composed of the characters and by the number of digits shown in Table 12.
- It shall not be composed of one kind of character.

As described above, FIA_SOS.1[4], FMT_MTD.1[11], FMT_SMF.1 and FMT_SMR.1[2] are realized.

<Encryption Passphrase Change>

The encryption passphrase is changed. F.CRYPTO is performed when it is re-authenticated by the currently setup encryption passphrase that the user is an administrator, and the newly setup

encryption passphrase satisfies quality requirements,

- In case of re-authentication, it provides the encryption passphrase verification mechanism that verified the encryption passphrase that consists of the character shown in Table 12.
- Return, in verification, "*" for each character as feedback for the entered encryption passphrase.
- Verify the encryption passphrase newly set if the following qualities are satisfied.
 - It is composed of the characters and by the number of digits shown in Table 12.
 - It shall not be composed of one kind of character.
 - It shall not be matched with the current value.

As described above, FIA_SOS.1[4], FIA_UAU.7, FIA_UAU.6, FMT_MTD.1[3], FMT_SMF.1 and FMT_SMR.1[2] are realized.

7.1.3.11. Change of SNMP Password

The SNMP password (Privacy password and Authentication password) is changed. This is performed when the newly setup password satisfies quality requirements. If the operation is not performed from SNMP, change shall be permitted only when it is re-authenticated that the user is an administrator.

- For re-authentication, a SNMP authentication mechanism which authenticates the user by the SNMP password consisting of the characters shown in Table 12 shall be usable.
- When re-authentication is performed, in the case of access from the panel, "*" is returned to the entry of the SNMP password for each character as feedback.
- When re-authentication has succeeded, the authentication failure frequency is reset.
 - When authentication has succeeded by either the privacy password or the authentication password, the authentication failure frequency is reset.
- When authentication failure which results in the first, second, or third time is detected by each authentication function utilizing a SNMP password, all the authentication functions utilizing the SNMP password is locked out. (Access to the MIB object is denied. Use of the change function of SNMP password is denied.)
 - The maximum number of times of failure frequency is specified by the administrator by the unauthorized access detection threshold setup function.
 - Either failure of authentication by the privacy password or authentication is detected as one time of failure.
- The lock-out state is released when the F.ADMIN's unlock function is performed to the MIB object.
- It is verified that the SNMP password which is newly set up satisfies the quality below:
 - This password is composed of the characters and by the number of digits shown in Table 12.
 - This password is not composed of one character only.
 - This password is not equal to the currently setup password.

As described above, FIA_AFL.1[3], FIA_SOS.1[2], FIA_UAU.6, FIA_UAU.7, FMT_MTD.1[3], FMT_SMF.1, and FMT_SMR.1[2] are realized.

7.1.3.12. Setup of SNMP Password Authentication Function

The authentication method in the SNMP password authentication function is set to "Only

Authentication password" or the "Authentication password and Privacy password".

As described above, FMT_MOF.1[2], FMT_SMF.1 and FMT_SMR.1[2] are realized.

7.1.3.13. Account Setup

- Account registration

Account is registered by setting the account ID and registering the account password. It verifies whether the account password newly set have been satisfied the following qualities.

- It is composed of the characters and by the number of digits, shown in Table 12.
- It shall not be composed of one kind of character.

- Change of account ID and account password

Account ID and account password is changed. It verifies whether the account password newly set have been satisfied the following qualities.

- It is composed of the characters and by the number of digits, shown in Table 12.
- It shall not be composed of one kind of character.
- It shall not be equal to the current setting.

- Account deletion

Account ID and account password are deleted.

- When the Group box of the account ID exists, that group user box is automatically set to the public user box of "user attributes: public."

As described above, FIA_SOS.1[1], FMT_MSA.1[3], FMT_MTD.1[3], FMT_MTD.1[11], FMT_SMF.1 and FMT_SMR.1[2] are realized.

7.1.3.14. Setup of Trusted Channel Function

Set the setting data of Trusted Channel function by SSL/TLS

- Communication Encryption Strength Setting (Modification of the communication encryption method.)
- Operation and Stop Setting of the Trusted Channel function

As described above, FMT_MOF.1[3], FMT_SMF.1 and FMT_SMR.1[2] are realized.

7.1.3.15. Setup of S/MIME Transmission Function

Set the setting data which are used when the user box file is S/MIME transmitted.

- Transmission address data (e-mail address)
- Registration and modification of S/MIME certificate
- Setup of Encryption Strength for S/MIME function

As described above, FDP_ACC.1[3], FDP_ACF.1[3], FMT_MOF.1[2], FMT_MTD.1[3], FMT_MTD.1[11], FMT_SMF.1, and FMT_SMR.1[2] are realized.

7.1.3.16. Setup of FAX

Set the setting data of FAX related settings as follows,

- PC-FAX operation Setting

- Setting either of two modes at PC-FAX operation which are to store in each box and to store in common area for all users according to the designated information at FAX transmission.
 - TSI receiving Setting
 - Setting the storing box at TSI receiving relating the transmitter's telephone number with the box as the identification information of transmitter's terminal.
- As described above, FDP_ACC.1[3], FDP_ACP.1[3], FMT_MTD.1[3], FMT_SMF.1 and FMT_SMR.1[2] are realized.

7.1.3.17. Function Related to Enhanced Security Function

The function that influences the setup of the Enhanced Security function that the administrator operates is as follows. (* It has explained the influence of the backup and restoration function in 7.1.3.9.)

- Operational setup of Enhanced Security function
Function to set valid or invalid of Enhanced Security function.
- HDD logical format function
Function to write the default value of management data using the file system of HDD. Along with the execution of this logical format, the setup of the Enhanced Security function is invalidated.
- All area overwrite deletion function
The setup data of enhanced security function are invalidated by executing the overwrite deletion of all area
As described above, FMT_MOF.1[1], FMT_SMF.1 and FMT_SMR.1[2] are realized.

7.1.3.18. Function Related to Password Initialization Function

The function that relates to the initialization of the password that the administrator operates is as follows.

- All area overwrite deletion function
The settings of the administrator password and the SNMP password are initialized to the values at factory shipment by executing the overwrite deletion of all area
As described above, FMT_MTD.1[3], FMT_MTD.1[6], FMT_SMF.1 and FMT_SMR.1[2] are realized.

7.1.3.19. Change of WebDAV Server Password

The WebDAV server password is changed. This is performed when it is re-authenticated that the user is an administrator, and the newly setup WebDAV server password satisfies the quality.

- The WebDAV authentication mechanism which authenticates the user by the WebDAV server password consisting of the characters shown in Table 12 shall be usable.
- When authentication has succeeded, the authentication failure frequency is reset.
- When authentication failure which results in the first, second, or third time is detected by each authentication function utilizing a WebDAV server password, all the authentication functions utilizing the SNMP password is locked out. (Access utilizing WebDAV is denied. Use of the change function of WebDAV server password is denied.)

- The maximum number of times of failure frequency is specified by the administrator by the unauthorized access detection threshold setup function.
 - The lock-out state is released when the unlock function is performed to the WebDAV authentication of F.ADMIN.
 - It is verified that the WebDAV server password which is newly set up satisfies the quality below:
 - The characters and the number of digits of this password conform to those specified in Table 12.
 - This password is not composed of one character only.
 - This password is not equal to the currently setup password.
- As described above, FIA_AFL.1[9], FIA_SOS.1[1], FIA_UAU.6, FIA_UAU.7, FMT_MTD.1[3], FMT_SMF.1, and FMT_SMR.1[2] are realized.

7.1.3.20. Operational Setup of the ID & Print Function

The operation modes of the ID & print function are set up as follows:

- ID & print automatic operation mode
An operation mode that registers a print file sent from a client PC as an ID & print file even if printing is requested by the normal print setup.
 - ID & print specified operation mode
An operation mode that registers a print file sent from a client PC as an ID & print file only when it is requested to register that file as an ID & print file.
- As described above, FMT_MOF.1[2], FMT_SMF.1, and FMT_SMR.1[2] are realized.

7.2. F.ADMIN-SNMP (SNMP Administrator Function)

F.ADMIN-SNMP is a security function, which identifies and authenticates the administrator in the access through the network by using SNMP from client PC, and then permits the operation of a setting function of the network only to the administrator whose identification and authentication was succeeded.

7.2.1. Identification and Authentication Function by SNMP Password

It identifies and authenticates by the SNMP password, that the user who accesses the MIB object through the network with the use of SNMP is an administrator

- Provides the SNMP authentication mechanism which authenticates by the SNMP password that consists of the character shown in Table 12.
 - Only Authentication password or both the Privacy password and the Authentication password is used.
 - In the case of SNMP, the SNMP password is used for every session without requiring the administrator authentication mechanism by the separate session information.
- Reset the authentication failure frequency if it succeeds in authentication.
 - In the case of both the Privacy password and the Authentication password are used, the authentication failure frequency is reset only when both passwords together succeeded in the authentication.

- When the authentication failure that becomes the 1-3 times at total in each authentication function by using the SNMP password is detected, all the authentication functions to use the SNMP password are locked. (The access to the MIB object is refused.)
 - The administrator specifies the failure frequency threshold by the unauthorized access detection threshold setting function.
 - In the case of both the Privacy password and the Authentication password are utilized, even though both passwords together fails in authentication, it is detected as one failure.
- The lock status is released when the lock release function to the MIB object of F. ADMIN is performed.

As described above, FIA_AFL.1[3] , FIA_UAU.2[2] and FIA_UID.2[2] are realized.

7.2.2. Management Function using SNMP

When it is identified and authenticated that the user is an administrator by the SNMP password, the access to the MIB object is permitted, and then the operation of the setting data shown below is permitted to be done.

(1) Network Setup

Setup operation of the following setting data is performed.

- Setting data that relates to SMTP server (IP address, port number, etc.)
- Setting data that relates to DNS server (IP address, port number, etc.)
- A series of setting data that relates to MFP address (IP address, NetBIOS name, AppleTalk printer name, etc.)

As described above, FDP_ACC.1[3] and FDP_ACF.1[3] are realized

(2) Change of SNMP password

The SNMP password (Privacy password and Authentication password) is changed. Verify that the SNMP password newly set satisfies the following qualities.

- It is composed of the characters and by the number of digits shown in Table 12.
- This password is not composed of one character only.
- This password is not equal to the currently setup password.

As described above, FIA_SOS.1[2], FMT_MTD.1[3] , FMT_SMF.1 and FMT_SMR.1[2] are realized.

(3) Setup of SNMP password authentication function

The authentication method in the SNMP password authentication function is set to the "Authentication password only" or the "Privacy password and the Authentication password".

As described above, FMT_MOF.1[2] , FMT_SMF.1 and FMT_SMR.1[2] are realized.

7.3. F.SERVICE (Service Mode Function)

F.SERVICE is a series of security function that the service engineer operates, such as the service engineer identification authentication function in service mode accessing from a panel, and a security management function that includes a change in the CE password and the administrator password.

7.3.1. Service Engineer Identification Authentication Function

It is identified and authenticated the accessing user as the service engineer in response to the access request to the service mode from the panel.

- Provides the CE authentication mechanism that is authenticated by the CE password that consists of the character shown in Table 12.
 - The CE authentication mechanism by the separate session information is not required because the service mode can only be accessed from the panel.
- Return "*" for each character as feedback for the entered CE password.
- Resets the number of the authentication failure when succeeding in the authentication.
- Not accept the input from the panel for five seconds when the authentication failed.
- When the authentication failure that becomes 1-3 times at total in each authentication function by using the CE password is detected, it locks all the authentication functions to use the CE password. (The access to the service mode is refused.)
 - The administrator specifies the failure frequency threshold by the unauthorized access detection threshold setting function.
- Lock of authentication function is released with F.RESET function operated.
As described above, FIA_AFL.1[1], FIA_AFL.1[8], FIA_UAU.2[1], FIA_UAU.7 and FIA_UID.2[1] are realized.

7.3.2. Function Supported in Service Mode

When a user is identified and authenticated as a service engineer by the service engineer identification authentication function at the access request to the service mode, the use of the following functions is permitted.

7.3.2.1. Change of CE Password

When a user is re-authenticated as a service engineer and the new password satisfies the quality, it is changed.

- Provides the CE authentication mechanism that is re-authenticated by the CE password that consists of the characters shown in Table 12.
- Resets the authentication failure frequency when succeeding in the re-authentication.
- Return "*" for each character as feedback for the entered service codes in the re-authentication.
- When the authentication failure that becomes 1-3 times at total in each authentication function by using the CE password is detected, it logoffs the service mode accessing from the panel, and locks all the authentication functions to use the CE password. (The access to the service mode is refused.)
 - The administrator specifies the failure frequency threshold by the unauthorized access detection threshold setting function.
- The F.RESET function unlocks the authentication function.
- It verifies that the CE password newly set satisfies the following qualities.
 - It is composed of the characters and by the number of digits, shown in the Table 12.
 - It shall not be composed of one kind of character.

- It shall not be matched with the current value.

As described above, FIA_AFL.1[1], FIA_SOS.1[1], FIA_UAU.6, FIA_UAU.7, FMT_MTD.1[9], FMT_SMF.1 and FMT_SMR.1[1] are realized.

7.3.2.2. Change of Administrator Password

Change the administrator password. Verify that the administrator password newly set satisfies the following qualities.

- It is composed of the characters and by the number of digits, shown in the Table 12.
- It shall not be composed of one kind of character.
- It shall not be matched with the current value.

As described above, FIA_SOS.1[1], FMT_MTD.1[6], FMT_SMF.1 and FMT_SMR.1[1] are realized.

7.3.2.3. Release of Lock of Administrator Authentication Function

Reset (0 clear) the number of authentication failure for the administrator authentication.

- If access is locked, the lock is released.

As described above, FIA_AFL.1[2] is realized.

7.3.2.4. Setup of CE Authentication Lock Time

Set the CE Authentication Lock Time between 1 - 60 minutes.

As described above, FMT_MTD.1[9], FMT_SMF.1 and FMT_SMR.1[1] are realized.

7.3.2.5. Function Related to Enhanced Security Function

The functions that influence the setting of the Enhanced Security function that the service engineer operates are as follows.

- HDD logical format function
Function to write the value of management data using the file system of HDD. The setting of the Enhanced Security function is invalidated along with the execution of this logical format.
- HDD physical format function
A function to rewrite the entire disk in HDD with a regulated pattern including the signal rows such as the track and sector information. The setting of the Enhanced Security function is invalidated along with the execution of this physical format.
- Initialization function
Function to reset every setting value written in NVRAM to the factory default. The setup of the Enhanced Security function is invalidated by executing this initialization function.
As described above, FMT_MOF.1[1], FMT_SMF.1 and FMT_SMR.1[1] are realized.

7.4. F.USER (User Function)

F.USER identifies and authenticates the user for the use of MFP various function. To the identified and authenticated user, it provides the management function of the user password that is managed in the MFP at the time of machine authentication, besides the permission of the

use of functions such as F.BOX and F.PRINT.

7.4.1. User Identification and Authentication Function

<Account Authentication: User identification and authentication in the synchronized method>

When the access request for the user box and the request for the registration of the secure print file, it is identified and authenticated to be a user. Account Name (account ID) is associated with the concerned user ID that is set up beforehand besides the user ID for the identified and authenticated user, and the use of F.BOX and F.PRINT is permitted to the identified and authenticated user.

- Return "*" for each character as feedback for the entered user password.
- Resets the number of authentication failure when succeeding in the authentication.
- Not accept the access from the panel for five seconds when the authentication failed.
- When the authentication failure that becomes 1-3 times at total for the concerned user is detected, it locks all the authentication functions to the user.
 - The administrator specifies the failure frequency threshold by the unauthorized access detection threshold setting function.
- To release the lock of the authentication function is to perform the lock release function to the user authentication of F.ADMIN.

As described above, FIA_AFL.1[4], FIA_AFL.1[8], FIA_UAU.2[3], FIA_UAU.7 and FIA_UID.2[3] are realized.

<Account Authentication : Account registration function when the belonging account of user is not registered in the synchronized method>

- Require the Account authentication after User identification and authentication.
- Register the successful account ID as account name when succeeding in the account authentication. (By this, FMT_MTD.1[12], FMT_SMS.1 and FMT_SMR.1[6] are realized.)
(The detail of the account authentication is the same as processing of the items explained in the following <Account authentication: User identification and authentication in the authentication method not synchronized>)

<Account Authentication :User identification and authentication in the authentication method not synchronized>

When the access request for the user box and the request for the registration of the secure print file, it is identified and authenticated to be a user. The detail of user authentication is the same as account authentication: user identification and authentication in the synchronized method. In the case of the access from the panel, the account authentication is required, Account Name is associated with the user ID if succeeding the account authentication, and the use of F.BOX and F.PRINT is permitted to the user who is identified and authenticated.

- Provides account authentication mechanism that is authenticated the account by the account password that consists of the characters shown in Table 12.
- Return "*" for each character as feedback for the entered account password.
- Resets the number of authentication failure when succeeding in the authentication.
- Not accept the access from the panel for five seconds when the authentication failed.
- When the authentication failure that becomes 1-3 times at total for the concerned account is detected, it locks all the authentication functions to the account.

- The administrator specifies the failure frequency threshold by the unauthorized access detection threshold setting function.
- The lock of the authentication function is to perform the lock release function to the concerned account of F.ADMIN.
As described above, FIA_AFL.1[7], FIA_AFL.1[8], FIA_UAU.2[6], FIA_UAU.7 and FIA_UID.2[6] are realized.

When accessing from a network, the account is not authenticated after the user authentication but the user and the account are processed with one sequence. When authenticating the account, the account ID is associated with the user ID, and the user ID and the account ID are measured by the session information which is the same as user identification and authentication in the account authentication: the synchronized method.

- Provides the user authentication mechanism that authenticates the user that consists of the characters shown in Table 12.
 - After the user is authenticated to the access from the network, the user authentication mechanism using session information besides the user password is provided.
 - According to the protocol, it uses the session information more than 10¹⁰ or it generates and uses the session information more than 10¹⁰.

As described above, FIA_ATD.1, FIA_SOS.1[5], FIA_SOS.2 and FIA_USB.1 are realized.

<Automatic registration of the User ID>

In the case of the “External server authentication” has been selected as the user authentic method, the identified and authenticated user is registered as a user ID with the user name and authentication server information that was used with identification and authentication.

As described above, FIA_UID.2[7], FMT_MTD.1[10], FMT_SMF.1 and FMT_SMR.1[5] are realized.

7.4.2. Auto Logoff Function in User Identification and Authentication Domain

While the user who is identified and authenticated is accessing from a panel, if it does not accept any operations for more than the "panel automatic logoff time", it logs off from a user identification and authentication domain automatically.

As described above, FTA_SSL.3 is realized.

7.4.3. Modification Function of User Password

When the identification and authentication are succeeded, and the access to the user identification and authentication domain is permitted, the user is permitted to change its own password. When the external server authentication is effective, this function cannot be applied.

The user password is changed when it is re-authenticated that the user is a user and the newly setup password satisfies the quality.

- The user authentication mechanism which authenticates the user by the user password consisting of the characters shown in Table 12 shall be usable.
- When authentication has succeeded, the authentication failure frequency is reset.
- When re-authentication is performed, in the case of access from the panel, “*” is returned to the entry of the user password for each character as feedback.

- When authentication failure which results in the first, second, or third time is detected by each authentication function utilizing the user password of a user, all the authentication functions utilizing the user password of the user are locked out. (Log-in by the user is denied. Change operation of the user password is denied.)
 - The maximum number of times of failure frequency is specified by the administrator by the unauthorized access detection threshold setup function.
 - The lock-out state of the authentication function is released when the F.ADMIN's unlock function to the user is performed.
 - When the user password newly set satisfies the following qualities, it is changed.
 - It is composed of the characters and by the number of digits, shown in the Table 12.
 - It shall not be composed of one kind of character.
 - This password is not equal to the currently setup password.
- As described above, FIA_AFL.1[4], FIA_SOS.1[3], FIA_UAU.2[3], FIA_UAU.6, FIA_UAU.7, FMT_MTD.1[2], FMT_SMF.1, and FMT_SMR.1[3] are realized.

7.5. F.BOX (User Box Function)

F.BOX permits a user who was identified and authenticated as a registered user to operate and manage his/her personal user box. When the account authentication is used, F.BOX permits the user to operate and manage the group box associated with the account to which the user belongs. F.BOX is a series of security function such as the access control function authenticating that the user is permitted to use the public user box when he/she tries to access that box and permitting various operations of the public user box and the user box files after the authentication succeeds.

<Registration of user box by user operation>

To register a personal user box, a group user box or public user box by selecting the user attribute to the non-registration user box ID selected. When it's registered, it is possible to select "User ID" or "Account ID" in the user attribute of the user box which have been specified "Public" as a default value.

- In the case of the personal user box, the arbitrary user ID registered is specified.
- In the case of the public user box, verify that a user box password registered satisfies the following conditions.
 - It is composed of the characters and by the number of digits, shown in the Table 12.
 - It shall not be composed of one kind of character.
- In the case of group user box, the arbitrary account ID registered is specified.

As described above, FIA_SOS.1[1], FMT_MSA.3[1], FMT_MTD.1[5], FMT_SMF.1 and FMT_SMR.1[3] are realized.

<Automatic registration of user box>

- In the user box operation to store of the copy job and the print job, when the specified user box is unregistered, the personal user box which is set the user ID of the user who operates the job concerned is automatically registered.

As described above, FMT_MSA.3[1] and FMT_SMF.1 are realized.

<Registration of user box file>

- In the new registration operation, move or copy operation of user box file, the user box ID equivalent to the user box specified as target storage is set to the user box attribute as the user box file.

As described above, FMT_MSA.3[3] is realized.

7.5.1. Personal User Box Function

7.5.1.1. Access Control Function to Personal User Box

The task to act for the identified and authenticated user has "User ID" of the user who is identified and authenticated for the user attribute. This task is permitted the display of the list of the personal user box which has a corresponding user attribute with this user attribute.

As described above, FIA_ATD.1, FIA_USB.1, FDP_ACC.1[1] and FDP_ACF.1[1] are realized.

7.5.1.2. Access Control Function to User Box File in Personal User Box

When the user box to operate is selected, "User Box ID" of the user box is associated with the task as a user box attribute in addition to the user attribute. This task is permitted, to the user box file with the user box attribute corresponding to the user box attribute of itself, the printing, the E-mail transmission (include the S/MIME transmission), the FTP transmission, the FAX transmission, the SMB transmission, WebDAV transmission, download, the removing to other user boxes, the copy operations to other user boxes, and the copy operations to USB memory.

As described above, FIA_ATD.1, FIA_USB.1, FDP_ACC.1[1] and FDP_ACF.1[1] are realized.

7.5.1.3. User Attribute Change of Personal User Box

The user attributes can be changed.

- If another registered user is specified, it becomes a personal user box that another user manages.
- If public is specified, it becomes a public user box. It is necessary to register the user box password. In this case, it is verified that the user box password meets the following requirements.
 - It is composed of the characters and by the number of digits shown in Table 12.
 - It shall not be composed of one kind of character.
- If account ID is specified, it becomes a group user box that can be accessed by a user who is permitted the use of the concerned account.

As described above, FIA_SOS.1[1], FMT_MSA1.1[1], FMT_SMF.1 and FMT_SMR.1[3] are realized.

7.5.2. Public User Box Function

When the user is identified and authenticated as a registered user, the task to act for the user who is identified and authenticated has "User ID" of the identified and authenticated user as the user attribute. This task is permitted the display of the list of the public user box which is set the public as the user attribute. The operation specification of each public user box is as follows.

(As described above, FIA_ATD.1, FIA_USB.1, FDP_ACC.1[1] and FDP_ACF.1[1] are realized.)

7.5.2.1. Authentication Function in Access to Public User Box

For the access request for each public user box, after the above-mentioned verification function is operated, the user who accesses is authenticated that it is a user permitted the use of a user box concerned respectively.

- Provides the user box authentication mechanism that is authenticated by the user box password that consists of the character shown in Table 12.
- After the user box is authenticated to the access from the network, it provides the user box authentication mechanism using the session information besides the user box password.
 - According to protocol, it utilizes the 10¹⁰ session information or more, or generated and uses the 10¹⁰ session information or more.
- Return "*" for each character as feedback for the entered user box password.
- Resets the number of authentication failure when succeeding in the authentication.
 - In case of the access from the panel, when it fails in the authentication, an input from the panel is not accepted for five seconds.
- When the authentication failure that becomes the 1-3 times in total is detected for the public user box concerned, the authentication function to the public user box concerned is locked.
 - The administrator specifies the failure frequency threshold by the unauthorized access detection threshold setting function.
- The lock of the authentication function is released by the lock release function to the public user box of F.ADMIN executed.

As described above, FIA_AFL.1[6], FIA_AFL.1[8], FIA_SOS.1[5], FIA_SOS.2, FIA_UAU.2[5], FDP_UAU.7 and FIA_UID.2[5] are realized.

The following is a function that the user who is permitted the use of the user box is provided in the user box identification and authentication domain of the user box.

7.5.2.2. Access Control to User Box File in Public User Box

The task to act for the user is related the "User Box ID" of the user box as a user box attribute in addition to the user attribute. This task is permitted the user box file, which have a corresponding user box attribute to the user box attribute of the subject attribute, to do the printing, the E-mail transmission (include the S/MIME transmission), the FTP transmission, the fax transmission, the SMB transmission, WebDAV transmission, download, the movement to other user boxes, the copy operations to other user boxes, and the copy operations to USB memory.

As described above, FIA_ATD.1, FIA_USB.1, FDP_ACC.1[1] and FDP_ACF.1[1] are realized.

7.5.2.3. User attribute change of Public User Box

The user attribute of the user box can be changed.

- Specify the registered user. And change to a personal user box for the registered user.
- Specify the account ID, and then it becomes a group user box that can be accessed by a user

who is permitted the use of the concerned account.

As described above, FMT_MSA.1[2], FMT_SMF.1 and FMT_SMR.1[4] are realized.

7.5.2.4. Change of Public User Box Password

The user box password of the public user box is changed. This is performed when it is re-authenticated that the user has a permission to use the public user box and the box password newly set satisfies the following quality:

- The user box authentication mechanism which authenticates the user by user box password consisting of the characters shown in Table 12 shall be usable.
- When re-authentication has succeeded, the authentication failure frequency is reset.
- When re-authentication is performed, in the case of access from the panel, "*" is returned to the entry of the user box password for each character as feedback.
- When authentication failure which results in the first, second, or third time in total is detected by each authentication function utilizing a user box password to the public user box, all the authentication functions utilizing the user box password of that public user box is locked out. (Access to the public user box is denied. Operations to change the user box password of the public user box are denied.)
 - The maximum number of times of failure frequency is specified by the administrator by the unauthorized access detection threshold setup function.
- The lock-out of the authentication function is released when the F.ADMIN's unlock function is performed to the public user box.
- Password is changed when the user box password which is newly set up satisfies the quality below:
 - It is composed of the characters and by the number of digits shown in Table 12.
 - It shall not be composed of one kind of character.
 - This password is not equal to the currently setup password.

As described above, FIA_AFL.1[6], FIA_SOS.1[1], FIA_UAU.2[5], FIA_UAU.6, FIA_UAU.7, FMT_MTD.1[4], FMT_SMF.1, and FMT_SMR.1[4] are realized.

7.5.3. Group User Box Function

7.5.3.1. Access Control Function for Group User Box

The task to act for the identified and authenticated user has the "Account ID" as the Account Name that is associated with the identified and authenticated user. This task is permitted the display of the list of the group user box which has a corresponding user attribute with this account ID.

As described above, FIA_ATD.1, FIA_USB.1, FDP_ACC.1[1] and FDP_ACF.1[1] are realized.

7.5.3.2. Access Control Function to User Box File in Group User Box

When the user box to operate is selected, "User Box ID" of the user box is associated with the task as a user box attribute in addition to the user attribute. This task is permitted, to the user box file with the user box attribute corresponding to the user box attribute of subject attribute, the printing, the E-mail transmission (include the S/MIME transmission), the FTP transmission,

the FAX transmission, the SMB transmission, WebDAV transmission, download, the removing to other user boxes, the copy operations to other user boxes, and the copy operations to USB memory.

As described above, FIA_ATD.1, FIA_USB.1, FDP_ACC.1[1] and FDP_ACF.1[1] are realized.

7.5.3.3. User Attribute Change of Group User Box

The user attributes can be changed.

- If another account ID is specified, the user of another Account Name becomes an accessible group user box.
- If public is specified, it becomes a public user box. It is necessary to register the user box password. In this case, it is verified that the user box password satisfies the following requirements.
 - It is composed of the characters and by the number of digits shown in Table 12.
 - It shall not be composed of one kind of character.
- Specify a registered user, and change to a personal user box for the registered user.

As described above, FIA_SOS.1[5], FMT_MSA.1[3], FMT_SMF.1 and FMT_SMR.1[6] are realized.

7.6. F.PRINT (Secure Print Function, ID & Print Function)

F.PRINT is a security function related to the secure print function and ID & print function.

It provides the access control function that allows the printing and displaying the list of the secure print file after authenticating if a user is the authorized person to use the secure print file for the access to the secure print file from the panel to the identified and authenticated user.

Moreover, for the user who was identified and authenticated as a registered user, when ID & print files are accessed from the panel, F.PRINT provides the access control function that allows the printing and displaying the list of only the ones registered by the user.

7.6.1. Secure Print Function

7.6.1.1. Authentication Function by Secure Print Password

When the user is identified and authenticated as the registered user, it authenticates that the accessing user is a user to whom the use of the secure print file concerned is permitted, in response to the access request to each secure print file.

- Provides the secure print password authentication mechanism that is authenticated by the secure print password that consists of the character shown in Table 12.
- The secure print authentication mechanism by the separate session information is not needed because it becomes only an access from the panel in the case of the secure print.
- Return "*" for each character as feedback for the entered secure print password.
- Resets the number of authentication failure when succeeding in the authentication.
- The access from the panel is not accepted for 5 seconds when the authentication is failed.
- When the authentication failure that becomes the 1-3 times in total for the secure print file concerned is detected, the authentication function to the secure print file is locked.
 - The administrator specifies the failure frequency threshold by the unauthorized access

detection threshold setting function.

- The lock is released by the lock release function to the secure print file of F.ADMIN executed.

As described above, FIA_AFL.1[5], FIA_AFL.1[8], FIA_UAU.2[4], FIA_UAU.7 and FIA_UID.2[4] are realized.

7.6.1.2. Access Control Function to Secure Print File

The secure print file access control operates when it is authenticated.

- The task to act for the user who is identified and authenticated has the authenticated secure print internal control ID as the file attribute.
- This task is permitted the printing to the secure print file with a corresponding file attribute to the file attribute of this task.

As described above, FIA_ATD.1, FIA_USB.1, FDP_ACC.1[2] and FDP_ACF.1[2] are realized.

7.6.1.3. Registration Function of Secure Print File

When it is authenticated as a registered user in the registration request of the secure print file, the user is permitted to register the secure print password with the concerned secure print file.

- Registration of the secure print password

The registered secure print password is verified to meet the following requirements.

- It is composed of the characters and by the number of digits shown in Table 12.
- It shall not be composed of one kind of character.

- Giving of the secure print internal control ID

When the verification of the secure print password is completed in a registration request of the secure print file, the secure print internal control ID uniquely identified is set to the concerned secure print file.

As described above, FMT_SOS.1[1], FMT_MSA.3[2], FMT_MTD.1[8], FMT_SMF.1 and FMT_SMR.1[3] are realized.

7.6.2. ID & print Function

7.6.2.1. ID & Print File Registration Function

When it is requested to register an ID & print file, if the user is authenticated as a registered user, that file is registered.

- The user ID of the user who tries to register the file is set as a user attribute of that ID & print file.

As described above, FIA_MSA.3[4] is realized,

7.6.2.2. ID & Print File Access Control Function

When the user is authenticated as a registered user, the ID & print file access control operates.

- The task substituting for the identified and authenticated user has a user ID as a user attribute.
- This task is allowed to list and print ID & print files with the user attribute which is equal to this user attribute.

As described above, FIA_ATD.1, FIA_USB.1, FDP_ACC.1[4], and FDP_ACF.1[4] are realized,

7.7. F.OVERWRITE-ALL (All Area Overwrite Deletion Function)

F.OVERWRITE-ALL executes the overwrite deletion in the data area of HDD, and initializes the settings such as passwords on NVRAM as well. The object for the deletion or the initialization is as follows.

<Object for the deletion : HDD>

- Secure print file
- User box file
- ID & print file
- On-memory image file
- Stored image file
- HDD remaining image file
- Image related file
- Transmission address data file
- User ID
- User password
- User box password
- Secure print password
- Account ID
- Account password
- S/MIME certificate
- Remaining TSF data

<Object for the initialization : NVRAM>

- Administrator Password
- SNMP password
- WebDAV server password
- Operational setup of Encryption function (OFF) --- Encryption Passphrase is deleted.
- Trusted Channel setting data --- Trusted Channel setting data is deleted, because initialization has no default value.

The deletion methods such as the data overwritten in HDD and the writing frequency is executed according to the deletion method of the overall area overwrite deletion function set by F.ADMIN (Table 13). For the encryption function, the encryption passphrase which was set is disabled by turning off the operational setup. The setup of the Enhanced Security function becomes invalid in the execution of this function. (Refer to the description for the operational setup of the Enhanced Security function in F.ADMIN.)

As described above, FAD_RIP.1 is realized.

Table 13 Types and Methods of Overwrite Deletion of Overall Area

| Method | Overwritten data type and their order |
|--------|---|
| Mode:1 | 0x00 |
| Mode:2 | Random numbers → Random numbers → 0x00 |
| Mode:3 | 0x00 → 0xFF → Random numbers → Verification |
| Mode:4 | Random numbers → 0x00 → 0xFF |
| Mode:5 | 0x00 → 0xFF → 0x00 → 0xFF |
| Mode:6 | 0x00 → 0xFF → 0x00 → 0xFF → 0x00 → 0xFF → Random numbers |
| Mode:7 | 0x00 → 0xFF → 0x00 → 0xFF → 0x00 → 0xFF → 0xAA |
| Mode:8 | 0x00 → 0xFF → 0x00 → 0xFF → 0x00 → 0xFF → 0xAA → Verification |

7.8. F.CRYPT (Encryption Key Generation Function)

F.CRYPT generates an encryption key to encrypt all data written in HDD by using the Konica Minolta HDD encryption key generation algorithm that is regulated by the Konica Minolta encryption specification standard.

When the encryption passphrase is decided in the encryption functional operation setting to which the access is restricted in F.ADMIN, an encryption key 128 bits long is generated from the encryption passphrase by applying the Konica Minolta HDD encryption key generation algorithm.

As described above, FCS_CKM.1 is realized.

7.9. F.RESET (Authentication Failure Frequency Reset Function)

F.RESET is a function that releases the lock by resetting the authentication failure frequency when the account locks in the administrator authentication and CE authentication.

(1) CE Authentication function lock release processing function

The function is executed by the specific operation, and the lock is released by clearing the failure frequency of the CE authentication to 0 after CE authentication lock time.

As described above, FIA_AFL.1[1] is realized.

(2) Administrator authentication function lock release processing function

The function is executed by OFF/ON of the main power supply, and the lock is released by clearing the failure frequency of the administrator authentication to 0 after the administrator authentication lock time.

As described above, FIA_AFL.1[2] is realized.

7.10. F.TRUSTED-PASS (Trust Channel Function)

F.TRUSTED-PASS is a function that generates and achieves the Trusted Channel by using SSL or TSL protocol when transmitting and receiving the following image file between client PC and MFP.

- User box file (download from MFP to client PC)
 - Image file that will be stored as a user box file (upload from client PC to MFP)
 - Image file that will be stored as Secure Print file (upload from client PC to MFP)
 - Image file that will be stored as an ID & print file (upload from client PC to MFP)
- As described above, FTP_ITC.1 is realized.

7.11. F.S/MIME (S/MIME Encryption Processing Function)

F.S/MIME is a function to encrypt the User box file when transmitting the User box file as S/MIME.

<User box file Encryption Key generation>

- The Encryption key is generated to encrypt the user box file by the pseudorandom number Generation Algorithm which FIPS 186-2 provides. (Encryption key length is 128, 168, 192 or 256 bits.)
- As described above, FCS_CKM.1 is realized.

<Encryption of User box file >

- It is encrypted by AES which FIPS PUB 197 provides by using encryption key (128, 168 and 256 bits) to encrypt the user box file.
 - It is encrypted by the 3-Key-Triple-DES which SP800-67 provides by using the encryption key (168 bits) to encrypt the user box file.
- As described above, FCS_COP.1 is realized.

<Encryption of User box file Encryption key>

- The encryption key to encrypt the user box file is encrypted by RSA which FIPS 186-2 provides.
 - The key length of the encryption key used in this case is 1024, 2048, 3072 or 4096 bits.
- As described above, FCS_COP.1 is realized.

7.12. F.FAX-CONTROL (FAX Unit Control Function)

F.FAX-CONTROL is the function that prohibits an access to internal network connected to MFP by TOE control.

TOE controls the function that transfer the data received from public line to internal LAN. The prohibition of access (data forwarding except image data) from public line to internal network is realized by TOE control.

As described above, FDP_IFC.1 and FDP_IFF.1 are realized.

7.13. F.SUPPORT-AUTH (External Server Authentication Operation Support Function)

F.SUPPORT-AUTH is the function that realizes the user identification and authentication function in cooperation with the user information management server of Active Directory. (the function that operates with F.USER.)

When the user information management server is used for user identification method, the inquiry for the identification of the user is done for the user information management server under the user's request of the identification and authentication process. After this inquiry, the

user identification and authentication process is realized by getting the user identification information returned back from user information management server.

As described above, FCS_CAP.1[1] is realized.

7.14. F.SUPPORT-CRYPTO (ASIC Support Function)

F.SUPPORT-CRYPTO is the function that operates the encryption function that utilizes ASIC from TOE.

For all data written in HDD, an encryption key generated by F.CRYPTO is set in ASIC, and encryption is performed by the ASIC. On the other hand, for the encrypted data read out of the HDD, the encryption key generated by F.CRYPTO is set in ASIC in the same manner as above, and decryption is performed by the ASIC.

As described above, FCS_CAP.1[2] is realized.

7.15. F.ADMIN-WebDAV (Administrator Function (Counter Management Function))

F.ADMIN-WebDAV is the security function that identifies and authenticates administrator when accessed via a network from a client PC using WebDAV, and permits only the administrator who was identified and authenticated successfully to operate the counter management function. (The counter management function includes TSF data. This is described in detail below.)

7.15.1. Identification and Authentication Function by WebDAV Server Password

It is identified and authenticated by the WebDAV server password that a user accessing via a network using WebDAV is an administrator.

- The WebDAV authentication mechanism which authenticates the user by the WebDAV server password consisting of the characters shown in Table 12 shall be usable.
 - For WebDAV, no separate mechanism to authenticate the administrator based on the session information, but a WebDAV server password is used for each session.
- When re-authentication has succeeded, the authentication failure frequency is reset.
- When authentication failure which results in the second, fourth, and sixth time in total is detected by each authentication function utilizing a WebDAV server password, all the authentication functions utilizing the WebDAV server password is locked out. (Access using WebDAV is denied.)
 - The maximum number of times of failure is specified by the administrator by the unauthorized access detection threshold setup function.
- The lock-out of the authentication function is released when the F.ADMIN's unlock function is performed to WebDAV authentication.

As described above, FIA_AFL.1[9], FIA_UAU.2[2], and FIA_UID.2[2] are realized.

7.15.2. Management Function Utilizing WebDAV

When it is identified and authenticated that the user is an administrator by the WebDAV server password, access utilizing WebDAV is permitted, and it is permitted to set up the data below:

7.15.2.1. Obtention of User Password

User password is obtained for each registered user.

As described above, FMT_MTD.1[7], FMT_SMF.1, and FMT_SMR.1[2] are realized.

7.15.2.2. Obtention of Account Password

Account password is obtained for each registered user.

As described above, FMT_MTD.1[7], FMT_SMF.1, and FMT_SMR.1[2] are realized.