



**Copyright © Huawei Technologies Co., Ltd. 2020. All rights reserved.**

No part of this document may be reproduced or transmitted in any form or by any means without prior written consent of Huawei Technologies Co., Ltd.

### **Trademarks and Permissions**



HUAWEI and other Huawei trademarks are trademarks of Huawei Technologies Co., Ltd.

All other trademarks and trade names mentioned in this document are the property of their respective holders.

### **Notice**

The purchased products, services and features are stipulated by the contract made between Huawei and the customer. All or part of the products, services and features described in this document may not be within the purchase scope or the usage scope. Unless otherwise specified in the contract, all statements, information, and recommendations in this document are provided "AS IS" without warranties, guarantees or representations of any kind, either express or implied.

The information in this document is subject to change without notice. Every effort has been made in the preparation of this document to ensure accuracy of the contents, but all statements, information, and recommendations in this document do not constitute a warranty of any kind, express or implied.

## **Huawei Technologies Co., Ltd.**

Address: Huawei Industrial Base  
Bantian, Longgang  
Shenzhen 518129  
People's Republic of China

Website: <https://www.huawei.com>

Email: [support@huawei.com](mailto:support@huawei.com)

## About This Document

### Change History

Version	Date	Change Description	Author
V1.0	2021-03-04	Initial Draft	Li Changxing, Rao Lei, Yuan Baoyu, Yu Jianlei
V1.1	2021-04-02	Modified according to review comments: Added the SAML content in Section 5.2.3.3	Yuan Baoyu
V1.2	2021-05-19	Updated the corresponding chapters based on the Huawei iMaster MAE-CN ASE action item list v1.0.docx.	Yuan Baoyu
V1.3	2021-06-02	Updated "Table 1-5 TOE software list"	Yuan Baoyu
V1.4	2021-06-10	Updated "Table 1-5 TOE software list"	Yuan Baoyu
V1.5	2021-07-13	Updated the FCS_CKM.4 Cryptographic Key Destruction ,add overwriting value in python. Updated the corresponding chapters based on the Huawei iMaster MAE ATE action item list v1.0	Yu Jianlei, Yuan Baoyu
V1.6	2021-07-21	Updated the corresponding chapters based on the Huawei iMaster MAE ATE action item list v2.0	Yuan Baoyu
V1.7	2021-07-22	Updated "FIA_AFL.1.2"	Yuan Baoyu
V1.8	2021-07-22	Updated references	Yuan Baoyu



---

# Contents

---

<b>About This Document .....</b>	<b>ii</b>
<b>1 Introduction .....</b>	<b>1</b>
1.1 ST Reference .....	1
1.2 TOE Reference .....	1
1.3 TOE Overview .....	2
1.3.1 TOE Usage and Major Security Features .....	3
1.3.2 TOE Type .....	3
1.3.3 Non-TOE Hardware and Software .....	4
1.4 TOE Description .....	9
1.4.1 TOE Definition Scope .....	9
1.4.1.1 Physical Scope .....	9
1.4.1.2 Logical Scope .....	16
<b>2 CC Conformance Claims .....</b>	<b>19</b>
<b>3 Security Problem Definition .....</b>	<b>20</b>
3.1 Assumptions .....	20
3.2 Threats .....	21
3.2.1 Assets and Agents .....	21
3.2.2 Threats Addressed by the TOE .....	21
3.2.2.1 T.UnauthenticatedAccess .....	21
3.2.2.2 T.UnauthorizedAccess .....	21
3.2.2.3 T.Eavesdrop .....	22
<b>4 Security Objectives .....</b>	<b>23</b>
4.1 Security Objectives for the TOE .....	23
4.2 Security Objectives for the Operational Environment .....	23
4.3 Security Objectives Rationale .....	24
4.3.1 Coverage .....	24
4.3.2 Sufficiency .....	25
<b>5 Security Requirements for the TOE .....</b>	<b>28</b>

---

5.1 Conventions.....	28
5.2 Security Requirements.....	28
5.2.1 Security Audit (FAU).....	28
5.2.1.1 FAU_GEN.1 Audit Data Generation .....	28
5.2.1.2 FAU_GEN.2 User Identity Association .....	29
5.2.1.3 FAU_SAR.1 Audit Review .....	29
5.2.1.4 FAU_SAR.2 Restricted Audit Review .....	30
5.2.1.5 FAU_SAR.3 Selectable Audit Review .....	30
5.2.1.6 FAU_STG.1 Protected Audit Trail Storage .....	30
5.2.1.7 FAU_STG.3 Action in Case of Possible Audit Data Loss .....	30
5.2.2 User Data Protection (FDP) .....	31
5.2.2.1 FDP_ACC.2 Completing Access Control .....	31
5.2.2.2 FDP_ACF.1 Security Attribute-Based Access Control.....	31
5.2.2.3 FDP_UIT.1 Data exchange integrity .....	32
5.2.3 Identification and Authentication (FIA).....	32
5.2.3.1 FIA_UID.2 User Identification Before Any Action.....	32
5.2.3.2 FIA_UAU.2 User Authentication Before Any Action .....	32
5.2.3.3 FIA_UAU.5 Multiple Authentication Mechanisms .....	32
5.2.3.4 FIA_UAU.6 Re-authenticating.....	33
5.2.3.5 FIA_UAU.7 Protected Authentication Feedback.....	33
5.2.3.6 FIA_ATD.1 User Attribute Definition .....	33
5.2.3.7 FIA_AFL.1 Authentication Failure Handling.....	34
5.2.3.8 FIA_SOS.1 Verification of Secrets .....	34
5.2.4 Security Management (FMT) .....	35
5.2.4.1 FMT_SMF.1 Specification of Management Functions .....	35
5.2.4.2 FMT_SMR.1 Security Roles.....	35
5.2.4.3 FMT_MOF.1 Management of Security Functions Behaviour .....	36
5.2.4.4 FMT_MTD.1 Management of TSF Data.....	38
5.2.4.5 FMT_MSA.1 Management of Security Attributes.....	39
5.2.4.6 FMT_MSA.3 Static Attribute Initialization .....	39
5.2.5 TOE Access (FTA).....	39
5.2.5.1 FTA_TSE.1 TOE Session Establishment.....	39
5.2.5.2 FTA_SSL.3 TSF-initiated Termination.....	40
5.2.5.3 FTA_SSL.4 User-initiated Termination.....	40
5.2.5.4 FTA_TAH.1 TOE Access History .....	40
5.2.6 Trusted Path/Channels (FTP) .....	40

---

5.2.6.1 FTP_TRP.1 Trusted Path .....	40
5.2.6.2 FTP_ITC.1/External System Inter-TSF Trusted Channel .....	41
5.2.6.3 FTP_ITC.1/NE Inter-TSF Trusted Channel.....	41
5.2.7 Cryptographic Support (FCS).....	41
5.2.7.1 FCS_CKM.1/AES Cryptographic Key Generation .....	41
5.2.7.2 FCS_CKM.4 Cryptographic Key Destruction .....	42
5.2.7.3 FCS_COP.1/AES Cryptographic operation .....	42
5.2.7.4 FCS_COP.1/PBKDF2 Cryptographic Operation .....	42
5.3 Security Functional Requirements Rationale.....	42
5.3.1 Coverage.....	42
5.3.2 Sufficiency.....	44
5.3.3 Security Requirements Dependency Rationale.....	47
5.4 Security Assurance Requirements .....	49
5.5 Security Assurance Requirements Rationale .....	50
<b>6 TOE Summary Specification .....</b>	<b>51</b>
6.1 TOE Security Functionality .....	51
6.1.1 User Management .....	51
6.1.2 Authentication.....	54
6.1.3 Access Control .....	56
6.1.4 Communication Security.....	57
6.1.5 User Session Management .....	57
6.1.6 Auditing.....	58
6.1.7 Security Management Function .....	59
6.1.8 Cryptographic Functions.....	59
<b>7 Abbreviations, Terminology and References.....</b>	<b>61</b>
7.1 Abbreviations .....	61
7.2 Terminology .....	63
7.3 References.....	65

# 1 Introduction

---

This Security Target is for the evaluation of HUAWEI iMaster MAE-CN.

## 1.1 ST Reference

Title: CC HUAWEI iMaster MAE-CN V100R021C10 - Security Target

Version: V1.8

Author: Huawei Technologies Co., Ltd.

Publication date: 2021-09-28

## 1.2 TOE Reference

TOE name: HUAWEI iMaster MAE-CN

TOE version: V100R021C10SPC250

TOE Developer: Huawei Technologies Co., Ltd.

TOE release date: 2021-04-30

VRC versions are defined as follows:

- V version is the version of the software or hardware platform that a product bases.
- R version is released for customer at a specific time. It is a collection of features that is embodied in the form of a product.
- C version is the customized version developed based on the R version to fast meet customer demands.

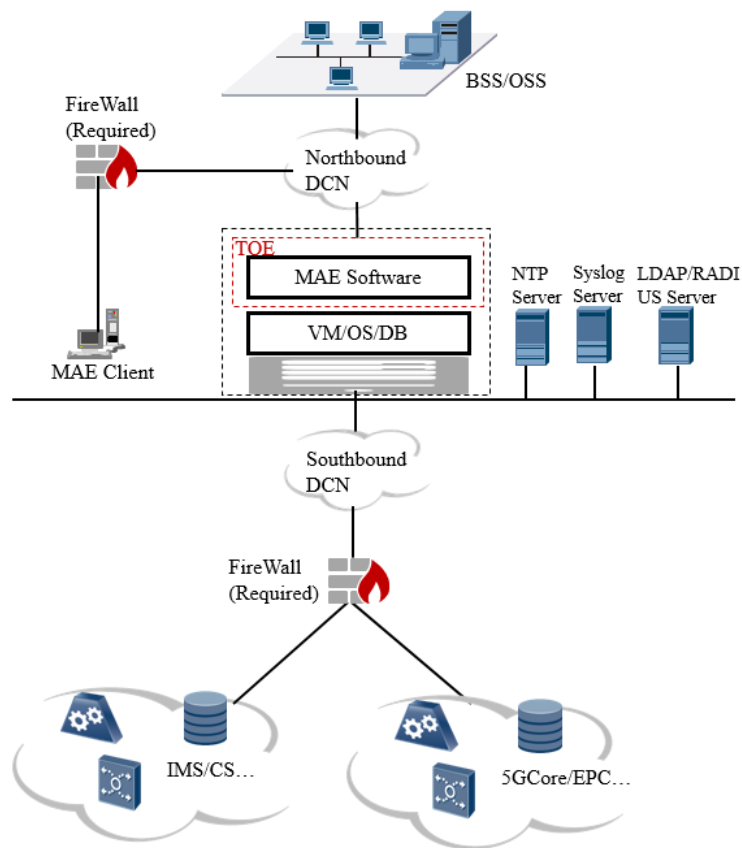


- SPC version is the cold service patch version.

## 1.3 TOE Overview

- Huawei's MAE-CN Network Management system provides centralized operation and maintenance (OM) for Huawei's core network element management solution, provides external interfaces for interoperability with other systems. By providing automatic network deployment and O&M capabilities, MAE-CN can implement automate network management capabilities.

Figure 1-1 MAE-CN network positioning



The core and base of MAE-CN is the CloudSOP platform, includes the O&M plane and management plane. The platform version of the O&M plane is CloudSOP V100R021C10SPC511 and that of the management plane is CloudSOP-UniEP V100R021C10SPC511. The CloudSOP platform provides the basic framework for OSS application deployment, monitoring and secondary development, as well as public services, such as user management, rights management, session management, log management, license management, alarm management, and topology management. The architecture of

CloudSOP is highly reliable, flexible, open, and easy to be integrated, meeting the requirements from future OSS large-scale distributed clusters.

### 1.3.1 TOE Usage and Major Security Features

MAE-CN is the software for managing core networks. It provides a centralized network management platform for supporting telecom operators in their long-term network evolution and shielding the differences between various network technologies. The MAE-CN provides various OM solutions and meets various requirements, such as network deployment, network monitoring, network adjustment, and service management. The MAE-CN focuses on continuous efforts that telecom operators have made for network OM and inherits the existing OM experience.

To cope with the TOE security threats, the TOE provides many security measures to effectively reduce security risks. The major security features implemented by the TOE and subject to evaluation are:

1. User management
2. Authentication
3. Access control
4. Communication security
5. User session management
6. Auditing
7. Security management function
8. Cryptographic functions

### 1.3.2 TOE Type

The TOE is a centralized network management software. The MAE-CN is located at the management and control layer of the cloud network. It can manage and control Huawei 2G/3G/4G/5G mobile network devices, including LTE/EPC network devices, 5G core network devices, NGN network devices, CS network devices, STP network devices, IoM network devices, IMS network devices, and auxiliary networking devices used on mobile networks. It provides open interfaces to quickly integrate with upper-layer application systems such as BSS and OSS. Various apps can be developed and customized to accelerate service innovation and achieve e-commerce-style operations.

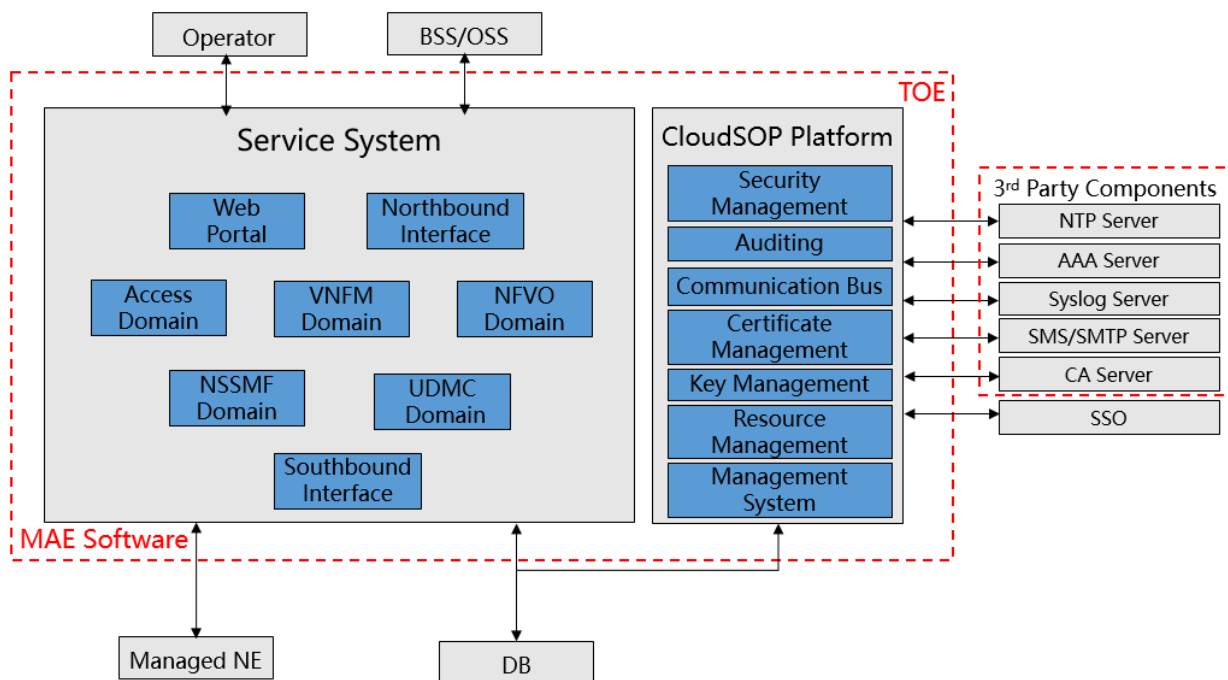
MAE-CN is a cloud-based system that uses a service-oriented software architecture. It is deployed on a virtualized platform and can be scaled flexibly.

Based on the cloud platform, MAE-CN implements three logical modules (network management, network control, and network analysis) and various scenario-oriented applications as services and components. This allows customers to deploy MAE-CN in a flexible and modular manner to meet their specific requirements.

The MAE-CN software architecture is shown in Figure 1-2 TOE Constitution. The CloudSOP platform is the underline platform of the MAE-CN software.

In the northbound direction, it provides Web Portals, Northbound interface for O&M personnel and BSS/OSS. In the southbound direction, it provides configuration and management capabilities for Huawei network devices and provides third-party driver management to manage and access third-party network adaptation drivers and third-party controllers outside the trusted zone. The system also interconnects with external SFTP servers, external AAA authentication servers, third-party Syslog servers, CA server and SMS/SMTP servers.

Figure 1-2 TOE overview



### 1.3.3 Non-TOE Hardware and Software

MAE-CN can be deployed in on-premises or private cloud mode. In On-premises mode, Huawei engineers install the hardware, virtualization environment, OS, database, and MAE-CN software in an E2E manner. In private cloud mode (OS+product), after customers configure the virtualization environment, Huawei engineers create VMs and install OSs, databases and MAE-CN software. Only the on premises mode is in scope of this evaluation.

MAE-CN has specific requirements on the hardware, software and client to ensure the stable running of the system.

(This section describes the current software and hardware specifications. The specific solution will be adjusted in R20C10. The underlying hardware platform, OS, and database may change. The adjusted solution prevails.)

## Hardware Configurations for On-Premises Deployment:

In on-premises scenarios, the delivered server has been configured according to the MAE-CN requirements based on the network type, functional unit, and network scale.

Hardware Configurations in the Virtual Machine Scenario:

Table 1-1 Hardware configurations of TaiShan 200 (Model 2280)

Hardware	Model	Requirements
384 standard-configuration server	TaiShan 200 (Model 2280)	CPU: 2 x Kunpeng 920 (2.6GHz, 48 Core) Memory: 12 x 32 GB DDR4 Hard disk: 12 x 1200 GB HDD RAID card: MSCC SmartRAID 3552 (2 GB cache) NICs: 2 x 4 GE electrical ports + 2 x 4 10GE/25GE
512 standard-configuration server	TaiShan 200 (Model 2280)	CPU: 2 x Kunpeng 920 (2.6GHz, 48 Core) Memory: 16 x 32 GB DDR4 Hard disk: 12 x 1200 GB HDD RAID card: MSCC SmartRAID 3552 (2 GB cache) NICs: 2 x 4 GE electrical ports + 2 x 4 10GE/25GE
512 typical-configuration server	TaiShan 200 (Model 2280)	CPU: 2 x Kunpeng 920 (2.6GHz, 48 Core) Memory: 16 x 32 GB DDR4 Hard disk: 12 x 1800 GB HDD RAID card: MSCC SmartRAID 3552 (2 GB cache) NICs: 2 x 4 GE electrical ports + 2 x 4 10GE/25GE
768 typical-configuration server	TaiShan 200 (Model 2280)	CPU: 2 x Kunpeng 920 (2.6GHz, 48 Core) Memory: 24 x 32 GB DDR4 Hard disk: 4 x 1920 GB HDD RAID card: (Avago3408) SAS/SATA RAID Card NICs: 2 x 4 GE electrical ports + 2 x 4 10GE/25GE
10GE switch	CE6863	Number of 25GE ports: 48 Number of 100GE ports: 6 Version: V100R009

## Configuration for the MAE-CN Server Software:


Table 1-2 Server configuration requirements

Item	Type	Version	Remarks
Delivered software configurations	OS	EulerOS 2.0 SPC9	Used on the TaiShan server in the on-premises scenario.
	Database	GaussDB_T_1.1.0.SP C110	
Compatible software configurations	Virtualization software	FusionSphere OpenStack 8.0.0	Used in the private cloud scenario.

## Configuration for the MAE-CN Client:

Table 1-3 Client configuration requirements

Type	Requirements
PC	Minimum configuration: <ul style="list-style-type: none"> <li>• CPU: 2 cores, 2.6 GHz</li> <li>• Memory: 4 GB</li> <li>• Hard disk: 8 GB</li> </ul> Recommended configuration: <ul style="list-style-type: none"> <li>• CPU: 4 cores, 3.1 GHz</li> <li>• Memory: 8 GB</li> <li>• Hard disk: 8 GB</li> </ul>
Cloud Desktop	Minimum configuration: <ul style="list-style-type: none"> <li>• CPU: 4 cores, 2.6 GHz</li> <li>• Memory: 4 GB</li> <li>• Hard disk: 8 GB</li> </ul> Recommended configuration: <ul style="list-style-type: none"> <li>• CPU: 6 cores, 3.1 GHz</li> <li>• Memory: 8 GB</li> <li>• Hard disk: 8 GB</li> </ul>
OS	<ul style="list-style-type: none"> <li>• Windows 10 (32-bit or 64-bit)</li> </ul>
Web	<ul style="list-style-type: none"> <li>• Recommended:</li> </ul>

Type	Requirements
browser	<ul style="list-style-type: none"> <li>- Google Chrome 83.0 or later (32-bit or 64-bit)</li> <li>- Firefox ESR 68.6 or later (32-bit or 64-bit)</li> <li>• Compatible:                             <ul style="list-style-type: none"> <li>- Google Chrome 57 or later (32-bit or 64-bit)</li> <li>- Firefox ESR 52 or later (32-bit or 64-bit)</li> </ul> </li> </ul>
Resolution	1366 x 768 px or higher; recommended resolution: 1920 x 1080 px  <b>NOTE</b> <ul style="list-style-type: none"> <li>• Zoom ratio of the browser: 100% is recommended and 80% to 200% is compatible.</li> <li>• If the resolution is within the compatibility scope of the browser, functions are available but the layout may not be user-friendly. If the resolution is not within the compatibility scope of the browser, both the functions and layout are affected.</li> </ul>

Except the server, OS and DB as described above, the environment for TOE also comprises the following components:

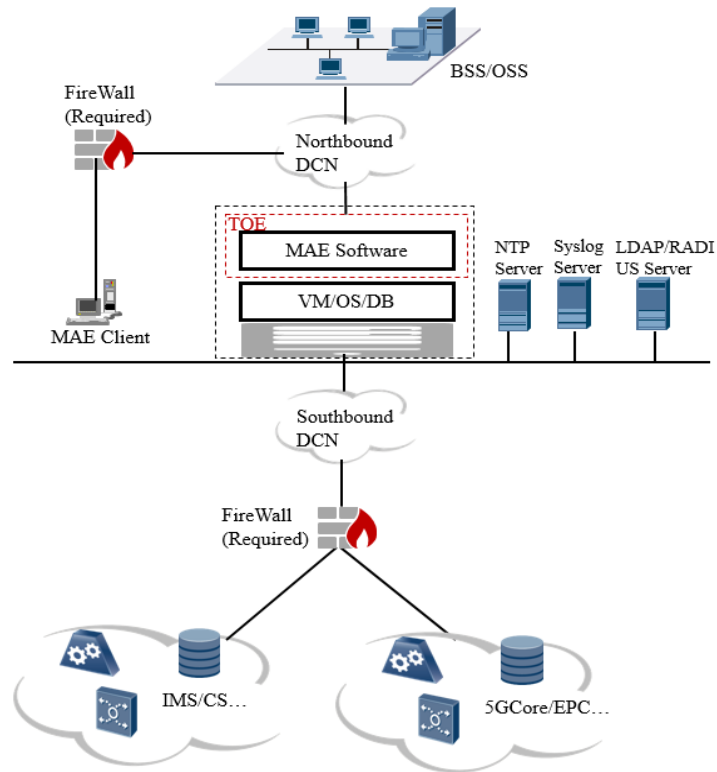
Table 1-4 Environment components

Component	Required/Optional	Usage/Purpose Description for TOE Performance
Firewall	Required	Firewall used by customers to ensure communication security between different communication planes.
Network Elements (NEs)	Required	NEs that are managed by the TOE and support different communication protocols with the TOE, such as 5GC, IMS, PS, STP, VIM.
Web portal, BSSs/OSSs	Required	The web portal connects to the TOE using HTTPS. And the BSSs/OSSs connect to the TOE through external interfaces including SNMPv3, CORBA, Transaction Language 1 (TL1), Extensible Markup Language (XML), and some customized RESTful interfaces.
AAA server	Optional	The external AAA server used to authenticate users. The TOE can correctly leverage the services provided by this AAA server to authenticate administrators.  The security mechanisms for remote LDAP/RADIUS authentication depend on the third-party AAA server. Security mechanisms, such as anti-brute force cracking, password complexity check, and anti-DoS attack, must be enabled on the third-party server. Especially the communication channel between TOE and RADIUS server should be protected.
Syslog	Optional	Syslog server used to transmit syslog messages.

Component	Required/Optional	Usage/Purpose Description for TOE Performance
server		
SFTP server	Optional	SFTP server used to upload performance files and back up NE data.
SMS/SMTP server	Optional	MAE-CN sends notifications by emails or messages.
CA server	Optional	CA server can apply for a certificate, update the certificate, and publish the CRL certificate revocation list (CRL) file.
NTP server	Required	NTP server is used to sync the time of the MAE-CN server.
SwiftDeploy	Required	<p>SwiftDeploy used to install and deploy MAE-CN. The tool, which is managed by a single user, encrypts sensitive information such as passwords for storage and protection, protects the software package against tampering through digital signature verification, and ensures the security of the tool using the SwiftDeploy security mechanism.</p> <p>MAE-CN is installed using SwiftDeploy and security hardening is performed on EulerOS by default, including OS account and password security, system service/component minimization, file/directory permission minimization, authentication and authorization, kernel parameter security, and system log audit.</p>

Figure 1-3 shows the physical environment of MAE-CN, which is the typical environment.

Figure 1-3 TOE physical environment



## 1.4 TOE Description

### 1.4.1 TOE Definition Scope

This section will define the scope of the iMaster MAE-CN to be evaluated. MAE-CN can be deployed in on-premises or private cloud mode. Only on-premises mode is certified. For details about the configuration specifications for the two modes, see 1.3.3 .

#### 1.4.1.1 Physical Scope

The TOE is a 'software only', TOE consists of MAE-CN application software and the CloudSOP platform software, but not the hardware, which MAE-CN and the CloudSOP platform is running on. In addition, the software package, signature file, and the guidance documentation are delivered by Huawei support portal:

Table 1-5 TOE software list

Type	Delivery Item	Version
------	---------------	---------



Software	<p>MAE_V100R021C10SPC250_Access_EulerOS-aarch64.zip</p> <p>MAE_V100R021C10SPC250_Access_EulerOS-x86-64.zip</p> <p>MAE_V100R021C10SPC250_Common_EulerOS-aarch64.zip</p> <p>MAE_V100R021C10SPC250_Common_EulerOS-x86-64.zip</p> <p>MAE_V100R021C10SPC250_Evaluation_EulerOS-aarch64.zip</p> <p>MAE_V100R021C10SPC250_Evaluation_EulerOS-x86-64.zip</p> <p>MAE_V100R021C10SPC250_InferKPI-EulerOS-X86-64.zip</p> <p>MAE_V100R021C10SPC250_InferKPI-EulerOS-aarch64.zip</p> <p>MAE_V100R021C10SPC250_Jre_EulerOS-aarch64.zip</p> <p>MAE_V100R021C10SPC250_Jre_EulerOS-x86-64.zip</p> <p>MAE_V100R021C10SPC200_CNNSSMF-EulerOS-aarch64.zip</p> <p>MAE_V100R021C10SPC200_CNNSSMF-EulerOS-X86-64.zip</p> <p>MAE_V100R021C10SPC200_Orchestrator-EulerOS-X86-64.zip</p> <p>MAE_V100R021C10SPC200_Orchestrator-EulerOS-aarch64.zip</p> <p>MAE_V100R021C10SPC200_UDMC-EulerOS-aarch64.zip</p> <p>MAE_V100R021C10SPC200_UDMC-EulerOS-x86-64.zip</p> <p>MAE_V100R021C10SPC200_VNFLCM-EulerOS-X86-64.zip</p>	<b>V100R021C10S PC250</b>
----------	--	-------------------------------

MAE_V100R021C10SPC200_VNFLCM-EulerOS-aarch64.zip
MAE-OSMU_V100R021C10SPC250_EulerOS-aarch64_pkg.tar
MAE-OSMU_V100R021C10SPC250_EulerOS-x86-64_pkg.tar
MAE-OSMU_V100R021C10SPC250_DeployCN_EulerOS-aarch64_pkg.tar
MAE-OSMU_V100R021C10SPC250_DeployCN_EulerOS-x86-64_pkg.tar
MAE-OSMU_V100R021C10SPC250_Deploy_SpeedupTool_EulerOS.zip
MAE_V100R021C10SPC200_MDAF-EulerOS-aarch64.zip
MAE_V100R021C10SPC200_MDAF-EulerOS-X86-64.zip
MAE_V100R021C10SPC200_AutoTest-EulerOS-X86-64.zip
MAE_V100R021C10SPC200_AutoTest_EulerOS-aarch64.zip
MAE_V100R021C10SPC250_KPI_EulerOS-aarch64.zip
MAE_V100R021C10SPC250_KPI_EulerOS-x86-64.zip
MAE_V100R021C10SPC250_SSA-EulerOS-aarch64.zip
MAE_V100R021C10SPC250_SSA-EulerOS-X86-64.zip
FusionSphereTemplate_V100R021C10SPC251_WLOSS_EulerOS-aarch64.zip
FusionSphereTemplate_V100R021C10SPC251_WLOSS_EulerOS-aarch64.zip

	SS_EulerOS-x86-64.zip	
Software Signature File	<p>MAE_V100R021C10SPC250_Access_EulerOS-aarch64.zip.cms</p> <p>MAE_V100R021C10SPC250_Access_EulerOS-aarch64.zip.crl</p> <p>MAE_V100R021C10SPC250_Access_EulerOS-x86-64.zip.cms</p> <p>MAE_V100R021C10SPC250_Access_EulerOS-x86-64.zip.crl</p> <p>MAE_V100R021C10SPC250_Common_EulerOS-aarch64.zip.cms</p> <p>MAE_V100R021C10SPC250_Common_EulerOS-aarch64.zip.crl</p> <p>MAE_V100R021C10SPC250_Common_EulerOS-x86-64.zip.cms</p> <p>MAE_V100R021C10SPC250_Common_EulerOS-x86-64.zip.crl</p> <p>MAE_V100R021C10SPC250_Evaluation_EulerOS-aarch64.zip.cms</p> <p>MAE_V100R021C10SPC250_Evaluation_EulerOS-aarch64.zip.crl</p> <p>MAE_V100R021C10SPC250_Evaluation_EulerOS-x86-64.zip.cms</p> <p>MAE_V100R021C10SPC250_Evaluation_EulerOS-x86-64.zip.crl</p> <p>MAE_V100R021C10SPC250_InferKPI-EulerOS-X86-64.zip.cms</p> <p>MAE_V100R021C10SPC250_InferKPI-EulerOS-X86-64.zip.crl</p> <p>MAE_V100R021C10SPC250_InferKPI-EulerOS-aarch64.zip.cms</p> <p>MAE_V100R021C10SPC250_InferKPI-EulerOS-aarch64.zip.crl</p>	<b>V100R021C10SPC250</b>

MAE_V100R021C10SPC250_Jre_EulerOS-aarch64.zip.cms
MAE_V100R021C10SPC250_Jre_EulerOS-aarch64.zip.crl
MAE_V100R021C10SPC250_Jre_EulerOS-x86-64.zip.cms
MAE_V100R021C10SPC250_Jre_EulerOS-x86-64.zip.crl
MAE_V100R021C10SPC200_CNNSSMF-EulerOS-aarch64.zip.cms
MAE_V100R021C10SPC200_CNNSSMF-EulerOS-aarch64.zip.crl
MAE_V100R021C10SPC200_CNNSSMF-EulerOS-X86-64.zip.cms
MAE_V100R021C10SPC200_CNNSSMF-EulerOS-X86-64.zip.crl
MAE_V100R021C10SPC200_Orchestrator-EulerOS-X86-64.zip.cms
MAE_V100R021C10SPC200_Orchestrator-EulerOS-X86-64.zip.crl
MAE_V100R021C10SPC200_Orchestrator-EulerOS-aarch64.zip.cms
MAE_V100R021C10SPC200_Orchestrator-EulerOS-aarch64.zip.crl
MAE_V100R021C10SPC200_UDMC-EulerOS-aarch64.zip.cms
MAE_V100R021C10SPC200_UDMC-EulerOS-aarch64.zip.crl
MAE_V100R021C10SPC200_UDMC-EulerOS-x86-64.zip.cms
MAE_V100R021C10SPC200_UDMC-EulerOS-x86-64.zip.crl
MAE_V100R021C10SPC200_VNFLCM-EulerOS-X86-

64.zip.cms	
MAE_V100R021C10SPC200_VNFLCM-EulerOS-X86-64.zip.crl	
MAE_V100R021C10SPC200_VNFLCM-EulerOS-aarch64.zip.cms	
MAE_V100R021C10SPC200_VNFLCM-EulerOS-aarch64.zip.crl	
MAE-OSMU_V100R021C10SPC250_EulerOS-aarch64_pkg.tar.asc	
MAE-OSMU_V100R021C10SPC250_EulerOS-x86-64_pkg.tar.asc	
MAE-OSMU_V100R021C10SPC250_DeployCN_EulerOS-aarch64_pkg.tar.asc	
MAE-OSMU_V100R021C10SPC250_DeployCN_EulerOS-x86-64_pkg.tar.asc	
MAE-OSMU_V100R021C10SPC250_Deploy_SpeedupTool_EulerOS.zip.asc	
MAE_V100R021C10SPC200_MDAF-EulerOS-aarch64.zip.cms	
MAE_V100R021C10SPC200_MDAF-EulerOS-aarch64.zip.crl	
MAE_V100R021C10SPC200_MDAF-EulerOS-X86-64.zip.cms	
MAE_V100R021C10SPC200_MDAF-EulerOS-X86-64.zip.crl	
MAE_V100R021C10SPC200_AutoTest-EulerOS-X86-64.zip.cms	
MAE_V100R021C10SPC200_AutoTest-EulerOS-X86-64.zip.crl	
MAE_V100R021C10SPC200_AutoTest_EulerOS-aarch64.zip.cms	

	<p>MAE_V100R021C10SPC200_AutoTest_EulerOS-aarch64.zip.crl</p> <p>MAE_V100R021C10SPC250_KPI_EulerOS-aarch64.zip.cms</p> <p>MAE_V100R021C10SPC250_KPI_EulerOS-aarch64.zip.crl</p> <p>MAE_V100R021C10SPC250_KPI_EulerOS-x86-64.zip.cms</p> <p>MAE_V100R021C10SPC250_KPI_EulerOS-x86-64.zip.crl</p> <p>MAE_V100R021C10SPC250_SSA-EulerOS-aarch64.zip.cms</p> <p>MAE_V100R021C10SPC250_SSA-EulerOS-aarch64.zip.crl</p> <p>MAE_V100R021C10SPC250_SSA-EulerOS-X86-64.zip.cms</p> <p>MAE_V100R021C10SPC250_SSA-EulerOS-X86-64.zip.crl</p> <p>FusionSphereTemplate_V100R021C10SPC251_WLOSS_EulerOS-aarch64.zip.cms</p> <p>FusionSphereTemplate_V100R021C10SPC251_WLOSS_EulerOS-aarch64.zip.crl</p> <p>FusionSphereTemplate_V100R021C10SPC251_WLOSS_EulerOS-x86-64.zip.cms</p> <p>FusionSphereTemplate_V100R021C10SPC251_WLOSS_EulerOS-x86-64.zip.crl</p>	
Platform Software	<p>MAE_V100R021C10SPC250_CloudSOP_EulerOS-aarch64.zip</p> <p>MAE_V100R021C10SPC250_CloudSOP_EulerOS-x86-64.zip</p>	<b>V100R021C10SPC250</b>
Platform Software Signature File	<p>MAE_V100R021C10SPC250_CloudSOP_EulerOS-aarch64.zip.cms</p> <p>MAE_V100R021C10SPC250_CloudSOP_EulerOS-aarch64.zip.crl</p> <p>MAE_V100R021C10SPC250_CloudSOP_EulerOS-</p>	<b>V100R021C10SPC250</b>

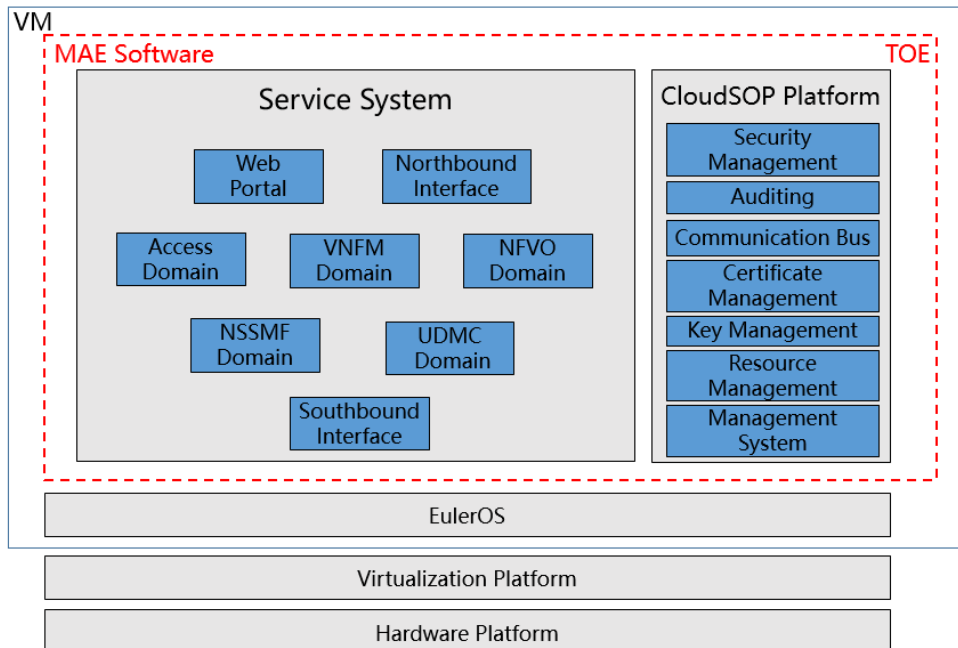
	x86-64.zip.cms MAE_V100R021C10SPC250_CloudSOP_EulerOS- x86-64.zip.crl	
Product Guidance	(For Customer)iMaster MAE Product Documentation (EulerOS, x86)-(V100R021C10_02)(HDX)-EN	<b>V100R021C1 0SPC250</b>  Issue: 02
	(For Customer)iMaster MAE Product Documentation (EulerOS, TaiShan)-(V100R021C10_03)(HDX)-EN	<b>V100R021C1 0SPC250</b>  Issue: 03
	(For Customer)iMaster MAE Product Documentation (EulerOS, 2288X)-(V100R021C10_02)(HDX)-EN	<b>V100R021C1 0SPC250</b>  Issue: 02
	CC HUAWEI iMaster MAE-CN V100R021C10 - CC Certification AGD_OPE	<b>V1.2</b>
	CC HUAWEI iMaster MAE-CN V100R021C10 - CC Certification AGD_PRE	<b>V1.3</b>

Users can log in to the HUAWEI support website to read the document directly or download the product documentation in accordance with the version of the TOE. The download file formats are \*.hdx and \*.pdf, user can download the \*.hdx and \*.pdf reader from the same website.

### 1.4.1.2 Logical Scope

The TOE boundary from a logical point of view is represented by the elements that are displayed with a red frame within the rectangle in the figure below. The TOE is a software running on the Euler OS.

Figure 1-4 TOE logical scope



The major security features of MAE-CN that are subject to evaluation are:

## User Management

Both On the O&M plane and management plane, the TOE provides user management based on role management. On the management plane, it has the default user groups including **Administrators, SManagers, Monitors and Operators**, while on the O&M plane, it has the default user groups including **Administrators, SManagers, NBI User Group, Maintenance Group, Operator Group, Guests, VNFMAccessRole, WebNIC User Group and mAOS User Group, EMSRole, NFVORole, VNFManagers, Southbound System Access, Organization Administrator, Organization Monitor, Tenant Monitor, Assurance User Group, Monitoring Group, APP the role of operation and maintenance, HOFs Group, IT-APP the role of operation and maintenance, NFVO System Maintainer, VNF the role of operation and maintenance, adminOrganization Managed Objects Role and VNFMAgentRole**. It also defines user groups for different user roles.

## Authentication

The TOE authenticates all users who access the TOE by username and password. The TOE provides a local authentication mode both on the management plane and the O&M plane. The TOE optionally provides authentication decisions obtained from an external AAA in the IT environment on the O&M plane.



## Access Control

The TOE supports SManagers to grant permissions to users by means of security management. Then users can access and perform operations on the TOE and NEs based on their permissions.

The TOE offers a feature access control list (ACL) based on IP addresses for controlling which terminals can access the TOE through the TOE client.

## Communication Security

The TOE supports encrypted transmission within the MAE-CN server, between NEs and the MAE-CN server, between a browser and the MAE-CN server, and between an OSS/service application and the MAE-CN server.

## User Session Management

The TOE monitors and presents all online user sessions in real time. The TOE also provides session establishment, TSF-initiated session termination, user-initiated session termination.

## Auditing

The TOE generates audit records for security-relevant management and stores the records in the database.

Logs record routine maintenance events of the TOE. For security purposes, the TOE provides security logs and operation logs.

Security logs record operation events related to account management, such as modification of passwords and addition of accounts.

Operation logs record events related to system configurations, such as modification of IP addresses and addition of services.

The TOE provides a Syslog solution to resolve the problem of limited storage space. Both security logs and operation logs can be saved on an external Syslog server.

The TOE also collects operation and security audit logs from managed network elements, and stores the logs in the database.

The query and filter functions are provided on the GUI, which allow authorized users to inspect audit logs.

## Security Management Functions

The TOE offers security management for all management aspects of the TOE. Security management includes not only authentication and access control management, but also management of security-related data consisting of configuration profiles and runtime parameters. Security management can be customized.

## Cryptographic Function

Cryptographic functions are dependencies required by security features. The TOE supports cryptographic algorithms as described in section 5.2.7 Cryptographic Support.

# 2 CC Conformance Claims

---

This ST is CC Part 2 conformant [CC] and CC Part 3 conformant [CC]. The CC version of [CC] is 3.1 Revision 5.

This ST is EAL4+ALC\_FLR.2-conformant as defined in [CC] Part 3.

The methodology to be used for evaluation is CEM3.1 R5.

No conformance to a Protection Profile is claimed.

# 3 Security Problem Definition

---

## 3.1 Assumptions

**A.PhysicalProtection** The hardware that the TOE is running on is operated in a physically secure and well managed environment.

This document assumes that the software platform of the server that the TOE is running on (as listed in section 1.4.1 **Error! Bookmark not defined.**) is protected against unauthorized physical access.

This document assumes that the database is protected against data file damage.

**A.NetworkSegregation** This document assumes that the network interface of the server and the TOE client will be accessed only through subnets where the TOE hosts are installed. The subnet is separate from public networks. Communications with the TOE server are performed through a firewall.

**A.AdministratorBehaviour** This document assumes that the super user **admin**, a user that belongs to the **SMManagers** and **Administrators** groups and the users of the underlying operating system will behave correctly and will not perform any harmful operation on the TOE.

**A.NTP** This document assumes that operating environment should provide an accurate time source, in order to ensure normal operations of the TOE server.

**A.NetworkElements** This document assumes that the managed network elements are trusted and can support the TLS /SNMPv3 /SSHv2 /SFTP connection with the TOE, and the private interface defined by Huawei.

**A.Components** It is assumed that the 3<sup>rd</sup> party components (like NTP server, SFTP server, AAA server, syslog server, SMS/SMTP server, and CA server) are considered trusted and will not attack the TOE and the communication to 3<sup>rd</sup> party components is under protection.

**A.TrustedPlatform** This document assumes that the platform like OS, DB, hardware, virtual machine used by the TOE is trusted, and is properly hardened by the Administrator.

## 3.2 Threats

The threats described in this chapter are addressed by the TOE.

### 3.2.1 Assets and Agents

Asset	Description
TOE security function (TSF) data	The integrity and confidentiality of TSF data (such as user account information, passwords and audit records) should be protected against threat agents.
OM data	The confidentiality and integrity of the OM data of NEs (such as configuration data) should be protected against threat agents.

Agent	Description
Attacker	An external attacker, who is not a user of the TOE.
Eavesdropper	An eavesdropper, who has access to communication channels through which the OM and TSF data are transferred.
Unauthorized user	An unauthorized user of the TOE, who gains unauthorized access to the TOE.

### 3.2.2 Threats Addressed by the TOE

#### 3.2.2.1 T.UnauthenticatedAccess

Threat: T.UnauthenticatedAccess	
Attack	An attacker who is not a user of the TOE, gains access to the TOE, modifies and compromises the confidentiality of the TSF and OM data.
Asset	TSF and OM data
Agent	An attacker

#### 3.2.2.2 T.UnauthorizedAccess

Threat: T.UnauthorizedAccess	
Attack	An unauthorized user who gains unauthorized access to the TOE

	and compromises the confidentiality and integrity of the TSF and OM data. The user also performs unauthorized operations on NEs through the TOE.
Asset	TSF and OM data
Agent	An unauthorized user

### 3.2.2.3 T.Eavesdrop

Threat: T.Eavesdrop	
Attack	An eavesdropper (remote attacker) in the management network served by the TOE, who is able to intercept, modify, or re-use information assets that are exchanged between the TOE and NEs, between the TOE client and server, and between the TOE server and OSS/service orchestrator/service application client.
Asset	TSF and OM data
Agent	An eavesdropper

---

# 4 Security Objectives

---

## 4.1 Security Objectives for the TOE

The following objectives must be met by the TOE:

1. **O.Communication** The TOE implements logical protection measures for network communication between the TOE and NEs from the operational environment, also for the network communication between the TOE server and OSS/service orchestrator/service application client.
2. **O.Authorization** The TOE authorizes different roles that can be assigned to administrators in order to restrict the functions available to individual administrators, including limitation to session establishment and to actions performed on NEs.  
(The TOE authorizes different roles that can be assigned to users in order to restrict the functions available to a specific user.)
3. **O.Authentication** The TOE authenticates users before access to data and security functions is granted. The TOE provides configurable system policies to restrict user session establishment.
4. **O.Audit** The TOE generates, stores and reviews audit records for security-relevant administrator actions.
5. **O.SecurityManagement** The TOE manages security functions that it provides.

## 4.2 Security Objectives for the Operational Environment

1. **OE.NetworkElements** The operational environment ensures that the trusted NEs support the TLS /SNMPv3/SSHv2/SFTP/HTTPS connection with the TOE and private interface defined by Huawei.
2. **OE.Physical** The TOE is protected against unauthorized physical access.
3. **OE.NetworkSegregation** The operational environment protects the network where the TOE hosts are installed by separating it from the application (or public) network. A firewall is installed between the TOE server and untrusted domain to filter unused communication ports.
4. **OE.Database** The operational environment protects the database against unauthorized physical access and data file damage.

5. **OE.AdministratorBehaviour** The super user **admin**, the users who belong to the **SManagers** and **Administrators** groups and the users of the underlying operating system will behave correctly and will not perform any harmful operation on the TOE.
6. **OE.NTP** The operational environment provides an accurate time source, in order to ensure normal operations on the TOE server.
7. **OE.TrustedPlatform** The operation environment provides a trusted platform like OS, DB, hardware, virtual machine.
8. **OE.Components** The 3<sup>rd</sup> party components are considered trusted and will not attack the TOE. The administrator shall ensure the communication between the TOE and the NTP server, SFTP server, AAA server, syslog server, SMS/SMTP server, and CA server is secured when these servers are used.

## 4.3 Security Objectives Rationale

### 4.3.1 Coverage

The following table provides a mapping of security objectives for the TOE to threats, showing that each security objective is at least covered by one threat.

Security Objective for the TOE	Threat
O.Communication	T.Eavesdrop
O.Authentication	T.UnauthenticatedAccess and T.UnauthorizedAccess
O.Authorization	T.UnauthorizedAccess
O.Audit	T.UnauthorizedAccess and T.UnauthenticatedAccess
O.SecurityManagement	T.UnauthenticatedAccess, T.UnauthorizedAccess and T.Eavesdrop

The following table provides a mapping of security objectives for the operational environment to assumptions and threats, showing that each security objective for the operational environment is at least covered by one assumption or threat.

Security Objective for the Operational Environment	Threat / Assumption
OE.NetworkElements	T.Eavesdrop A.NetworkElements
OE.Physical	A.PhysicalProtection T.UnauthenticatedAccess
OE.NetworkSegregation	A.NetworkSegregation

Security Objective for the Operational Environment	Threat / Assumption
OE.Database	A.PhysicalProtection T.UnauthenticatedAccess T.UnauthorizedAccess
OE. AdministratorBehaviour	A.AdministratorBehaviour
OE.NTP	A.NTP
OE.TrustedPlatform	A.TrustedPlatform
OE.Componets	A.Components

### 4.3.2 Sufficiency

The following rationale justifies that security objectives can counter each individual threat and that the achievement of each security objective can contribute to the removal, diminishing or mitigation of a specific threat:

Threat	Rationale for Security Objectives
T.UnauthenticatedAccess	<p>The threat of unauthenticated access to the TOE is countered by requiring the TOE to implement an authentication mechanism for its users (O.Authentication).</p> <p>Authentication mechanisms can be configured by users with sufficient permissions (O.SecurityManagement).</p> <p>The audit records record modification of usernames and passwords, user logins and logouts, login successes and failures (O. Audit).</p> <p>And the threat is countered by requiring the system and database to implement an authentication mechanism for its users (OE.Physical and OE.Database).</p>
T.UnauthorizedAccess	<p>The threat of unauthorized access is countered by requiring the TOE to implement an access control mechanism checking the operations that may be performed on the TOE and NEs (O.Authorization). The threat is also countered by authenticating the users in the TOE (O.Authentication).</p> <p>Access control mechanisms (including user levels and command levels) can be configured by users with sufficient permissions (O.SecurityManagement).</p> <p>The threat is also countered by audit records showing that if someone indeed performs unauthorized operations, they can be traced to (O.Audit).</p>



Threat	Rationale for Security Objectives
	In addition, OE.Database ensures that user account data stored in the database will not be altered maliciously.
T.Eavesdrop	<p>The threat of eavesdropping is countered by requiring security communications:</p> <ul style="list-style-type: none"> <li>- Securing network communication between the portal and MAE-CN server over SFTP/HTTPS (O.Communication).</li> <li>- Over TLS/SSHv2/SFTP between the MAE-CN server and NEs (O.Communication and OE.NetworkElements).</li> <li>- Over TLS/SNMPv3/SSHv2/SFTP/HTTPS between the MAE-CN server and the OSS/service orchestrator/service application client (O.Communication).</li> </ul> <p>Management of secure communication channels can be performed by users with sufficient permissions (O.SecurityManagement).</p>

The following rationale justifies that security objectives for the operational environment can cover each individual assumption and that the achievement of each security objective can contribute to the consistency between a specific assumption and environment. If all security objectives for the operational environment are achieved, the intended usage is realized:

Assumption	Rationale for Security Objectives
A.PhysicalProtection	The assumption that the TOE will be protected against unauthorized physical access is addressed by OE.Physical and OE.Database.
A.NetworkSegregation	The assumption that the TOE is not accessible through the application networks hosted by the networking device is addressed by OE.NetworkSegregation.
A.AdministratorBehaviour	The assumption that super user <b>admin</b> and the users who belong to the <b>SManagers</b> and <b>Administrators</b> groups and the users of the underlying operating system will behave correctly and will not perform any harmful operation is addressed by OE.AdministratorBehaviour.
A.NTP	The assumption that the operational environment provides an accurate time source is addressed by OE.NTP
A.NetworkElements	The assumption that the managed network elements are trusted and support secure channel is addressed

Assumption	Rationale for Security Objectives
	by OE.NetworkElements.
A.Components	The assumption that the 3 <sup>rd</sup> party components are trusted and support secure channel is addressed by OE.Components.
A.TrustedPlatform	The assumption that the platform used by the TOE is trusted, and is properly hardened by <b>Administrators</b> is addressed by OE. TrustedPlatform.

The following table provides a matrix of TOE objectives and threats.

	T.Eavesdrop	T.UnauthenticatedAccess	T.UnauthorizedAccess
O.Communication	X		
O.Authentication		X	X
O.Authorization			X
O.Audit		X	X
O.SecurityManagement	X	X	X

# 5 Security Requirements for the TOE

---

## 5.1 Conventions

The following conventions are used for the completion of operations:

- Strikethrough indicates text removed as a refinement
- (Underlined text in parentheses) indicates additional text provided as a refinement.
- **Bold text** indicates the completion of an assignment.
- ***Italicized and bold text*** indicates the completion of a selection.
- Iteration/N indicates an element of the iteration, where N is the iteration number/character.

## 5.2 Security Requirements

### 5.2.1 Security Audit (FAU)

#### 5.2.1.1 FAU\_GEN.1 Audit Data Generation

##### FAU\_GEN.1.1

The TSF shall be able to generate an audit record of the following auditable events:

- a) Start-up and shutdown of the audit functions;
- b) All auditable events for the [***not specified***] level of audit; and
- c) [**The following auditable events:**
  1. **User login and logout**
  2. **User account management**
    - a. **Creating, deleting, and modifying user accounts**
    - b. **Changing user passwords, mobile numbers and email addresses**
    - c. **Granting access rights to user accounts**

3. **User group (role) management**
  - a. **Creating, deleting, and modifying user groups**
  - b. **Granting access rights to user groups**
4. **Security policy management**
  - a. **Modifying password policies**
  - b. **Modifying user account policies**
5. **User session management**
  - a. **Kicking out individual user sessions**
6. **ACL management**
  - a. **Creating, deleting, and modifying ACLs**
  - b. **Specifying ACLs for individual user account.**
7. **Region, operation set and device set management**
8. **Audit log management**
9. **Certificate management**
10. **NE management**
11. **Security Configuration].**

## FAU\_GEN.1.2

The TSF shall records within each audit record at least the following information:

- a) Date and time of the event, type of event, subject identity (if applicable), and the outcome (success or failure) of the event; and
- b) For each audit event type, based on the auditable event definitions of the functional components included in the PP/ST, [**none**].

### 5.2.1.2 FAU\_GEN.2 User Identity Association

#### FAU\_GEN.2.1

For audit events resulting from actions of identified users, the TSF shall be able to associate each auditable event with the identity of the user that caused the event.

### 5.2.1.3 FAU\_SAR.1 Audit Review

#### FAU\_SAR.1.1

The TSF shall provide [**users attached to SManagers, users with log query rights**] with the capability to read [**correspondent information**] from the audit records.

#### FAU\_SAR.1.2

The TSF shall provide the audit records in a manner suitable for the user to interpret the information.

Application Note:

Operation rights required for querying and exporting logs vary based on log types.

---

Log Type	Permission
Security logs generated by all users	Query Security Log
System logs	Query System Log
Operation logs generated by all users	Query Operation Log
Operation logs generated by the current user	Query Personal Operation Log

#### 5.2.1.4 FAU\_SAR.2 Restricted Audit Review

##### FAU\_SAR.2.1

The TSF shall prohibit all users read access to the audit records, except the users who have been granted explicit read-access.

#### 5.2.1.5 FAU\_SAR.3 Selectable Audit Review

##### FAU\_SAR.3.1

The TSF shall provide the ability to apply **[selection]** of audit data based on **[filter criteria of audit fields including start time, end time, operation, level, operator, terminal IP address, result, operation object and details]**.

#### 5.2.1.6 FAU\_STG.1 Protected Audit Trail Storage

##### FAU\_STG.1.1

The TSF shall protect the stored audit records in the audit trail from unauthorized deletion.

##### FAU\_STG.1.2

The TSF shall be able to **[prevent]** unauthorized modifications to the stored audit records in the audit trail.

#### 5.2.1.7 FAU\_STG.3 Action in Case of Possible Audit Data Loss

##### FAU\_STG.3.1

The TSF shall **[store audit records in the database and export them into files]** if the audit trail **[occupies over the default value of 80% of the database capacity and lasts for over the default duration of 45 days]**.

## 5.2.2 User Data Protection (FDP)

### 5.2.2.1 FDP\_ACC.2 Completing Access Control

#### FDP\_ACC.2.1

The TSF shall enforce the [**MAE-CN access control policy**] on [**subjects: users, roles; objects: NE, NE attributes and System data; operation: access, query, create, modify, delete, start, and stop operations on the object**] and all operations among subjects and objects covered by SFP.

FDP\_ACC.2.2 The TSF shall ensure that all operations between any subject controlled by the TSF and any object controlled by the TSF are covered by an access control SFP.

### 5.2.2.2 FDP\_ACF.1 Security Attribute-Based Access Control

#### FDP\_ACF.1.1

The TSF shall enforce the [**MAE-CN access control policy**] to objects based on the following: [

1. **Subjects**  
**Users and their following security attributes:**
  - a. **User ID**
  - b. **User type**
  - c. **User role assignment****Roles and their following security attributes:**
  - a. **Role name**
2. **Objects:**  
**NE and their security attributes:**
  - a. **Device ID****MML command groups and their security attributes:**
  - a. **Command group name**

#### FDP\_ACF.1.2

The TSF shall enforce the following rules to determine if an operation among controlled subjects and controlled objects is allowed: [

- a) **Only authorized users are permitted access to operation.**
- b) **Authorized roles are permitted access to operation.**
- c) **Users can be configured with different user role to control the MAE-CN access permission.**
- d) **An operation set contains many operation rights that are assigned to specific user roles.]**

### FDP\_ACF.1.3

The TSF shall explicitly authorize access of subjects to objects based on the following additional rules: **[none]**.

### FDP\_ACF.1.4

The TSF shall explicitly deny access of subjects to objects based on the following additional rules: **[none]**.

## 5.2.2.3 FDP\_UIT.1 Data exchange integrity

### FDP\_UIT.1.1

The TSF shall enforce the [assignment: access control SFP(s) and/or information flow control SFP(s)] to **[transmit and receive]** user data (certificate to/from CA server) in a manner protected from **[modification, insertion]** errors.

### FDP\_UIT.1.2

The TSF shall be able to determine on receipt of user data (certificate to/from CA server), whether **[modification, insertion]** has occurred.

## 5.2.3 Identification and Authentication (FIA)

### 5.2.3.1 FIA\_UID.2 User Identification Before Any Action

#### FIA\_UID.2.1

The TSF shall require each user to be successfully identified before allowing any other TSF-mediated actions on behalf of that user.

### 5.2.3.2 FIA\_UAU.2 User Authentication Before Any Action

#### FIA\_UAU.2.1

The TSF shall require each user to be successfully authenticated before allowing any other TSF-mediated actions on behalf of that user.

### 5.2.3.3 FIA\_UAU.5 Multiple Authentication Mechanisms

#### FIA\_UAU.5.1

The TSF shall provide **[local, remote LDAP, remote RADIUS, CAS and SAML SSO capability]** to support user authentication.

FIA\_UAU.5.2 The TSF shall authenticate any user's claimed identity according to the [

1. **When local authentication is enabled, user authentication is implemented by TOE itself.**

2. **When LDAP authentication is enabled, user authentication is implemented by a remote LDAP server.**
3. **When RADIUS authentication is enabled, user authentication is implemented by a remote RADIUS server.**
4. **When CAS or SAML SSO configuration is enabled, user authentication is implemented by the SSO server of the TOE, and the user can log into all trusted SSO clients of other TOE instances without being authenticated again after logging in to one of the trusted TOEs.]**

#### 5.2.3.4 FIA\_UAU.6 Re-authenticating

##### FIA\_UAU.6.1

The TSF shall re-authenticate the user under the conditions [**changing the password**].

#### 5.2.3.5 FIA\_UAU.7 Protected Authentication Feedback

##### FIA\_UAU.7.1

The TSF shall provide only [**an obscured feedback**] to the user while the authentication is in progress.

#### 5.2.3.6 FIA\_ATD.1 User Attribute Definition

##### FIA\_ATD.1.1

The TSF shall maintain the following list of security attributes belonging to individual users: [

1. **User ID**
2. **Username**
3. **Password**
4. **User type**
5. **Mobile number, optional**
6. **Email address, optional**
7. **Welcome message, optional**
8. **Account enable status**
9. **Login time policy**
10. **Client IP address policy**
11. **User role assignment**
12. **Maximum online sessions, optional**
13. **Account validity period (days), optional**
14. **The number of allowed login times, optional**
15. **Select the policy (Disable user, Delete user, Unlimited) if no login within a period (configurable days), optional**
16. **Auto-logout if no activity within configurable period, optional**



17. **Compulsory password renewal (Password validity period (days), In advance warning before password expires (days), Minimum password usage period (days)), optional].**

### 5.2.3.7 FIA\_AFL.1 Authentication Failure Handling

#### FIA\_AFL.1.1

The TSF shall detect when [*an administrator configurable positive integer within [1,99]*] unsuccessful authentication attempts occur related to [**consecutive failed logins**].

#### FIA\_AFL.1.2

When the defined number of unsuccessful authentication attempts has been [*met*], the TSF shall [**lock the user account or IP address for 30 minutes by default**].

Application Note:

The TOE has a super user admin that by default is locked for 10 minutes.

### 5.2.3.8 FIA\_SOS.1 Verification of Secrets

#### FIA\_SOS.1.1

The TSF shall provide a mechanism to verify that secrets meet: [

1. **Min. password length**
2. **Max. system administrator password length**
3. **Max. password length**
4. **Configurable number of latest passwords that cannot be reused**
5. **Password repetition not allowed within configurable number of months**
6. **Min. password usage period (days)**
7. **Password validity period (days)**
8. **Force logout upon password reset**
9. **Min. characters different between new and old passwords**
10. **Min. number of letters**
11. **Min. number of uppercase letters**
12. **Min. number of lowercase letters**
13. **Min. number of digits**
14. **Min. number of special characters**
15. **Password that cannot contain spaces**
16. **Password that cannot contain its username in reverse order**
17. **Password that cannot be an increasing, decreasing, or interval sequence of digits or letters**
18. **Policy about max. consecutive characters used in both username and password**
19. **Policy that the password cannot contain repeated character sequences**
20. **Max. times a character can consecutively occur**

21. **Password that cannot contain user's mobile number or email address**
22. **Password that cannot contain words in the uploaded password dictionary file or hacker language dictionary configured in the backend file]**

## 5.2.4 Security Management (FMT)

### 5.2.4.1 FMT\_SMF.1 Specification of Management Functions

#### FMT\_SMF.1.1

The TSF shall be capable of performing the following management functions: [

1. **Authentication mode configuration**
  2. **User management**
  3. **Role management**
  4. **Account policy**
  5. **Password policy**
  6. **Audit log management**
  7. **Certificate management**
  8. **NE management**
  9. **Client IP Address Policies (ACL)**
  10. **Login time policy**
  11. **Configuration of the time interval of user inactivity for terminating an interactive session**
  12. **Command group management**
  13. **Configuration of trusted channels for connecting to the external entities**
  14. **Security Configuration**
- ].

### 5.2.4.2 FMT\_SMR.1 Security Roles

#### FMT\_SMR.1.1

The TSF shall maintain the roles: [

1. **Administrators** both on the management and O&M plane
2. **SMMangers** both on the management and O&M plane
3. **Monitors** only on the management plane
4. **Operators** only on the management plane
5. **NBI User Group** only on the O&M plane
6. **Guest** only on the O&M plane
7. **Maintenance Group** only on the O&M plane
8. **Operator Group** only on the O&M plane
9. **VNFMAccessRole** only on the O&M plane
10. **WebNIC User Group** only on the O&M plane

11. **mAOS User Group** only on the O&M plane
12. **EMSRole** only on the O&M plane
13. **NFVORole** only on the O&M plane
14. **VNFManagers** only on the O&M plane
15. **Southbound System Access** only on the O&M plane
16. **Organization Administrator** only on the O&M plane
17. **Organization Monitor** only on the O&M plane
18. **Tenant Monitor** only on the O&M plane
19. **Assurance User Group** only on the O&M plane
20. **Monitoring Group** only on the O&M plane
21. **APP the role of operation and maintenance** only on the O&M plane
22. **HOFS Group** only on the O&M plane
23. **IT-APP the role of operation and maintenance** only on the O&M plane
24. **NFVO System Maintainer** only on the O&M plane
25. **VNF the role of operation and maintenance** only on the O&M plane
26. **adminOrganization Managed Objects Role** only on the O&M plane
27. **VNFMAgentRole** only on the O&M plane
28. **user-defined User Group**].

FMT\_SMR.1.2 The TSF shall be able to associate users with roles.

### 5.2.4.3 FMT\_MOF.1 Management of Security Functions Behaviour

#### FMT\_MOF.1.1

The TSF shall restrict the ability to [**determine the behaviour of, disable, enable**] the functions [**all the security functions defined in FMT\_SMF.1**] to [**users assigned with roles as defined in FMT\_SMR.1 or with explicitly assigned security functions**].

Application Note:

The detail privilege of each role is defined in the following table:

Role Name	Security Functions
Administrators	Certificate management Command group management NE management
SMMangers	Authentication mode configuration User management Role management Account policy Password policy Audit log management

	<p>Client IP Address Policies (ACL)</p> <p>Login time policy</p> <p>Configuration of the time interval of user inactivity for terminating an interactive session</p>
Monitors	<p>The user group has permission to monitor non-security operations of backup and restore, deployment, system monitoring, maintenance, system settings, alarms, the disaster recovery (DR) system, product planning, trace server product tool, configure NAT tool, information collection, trouble shooting, emergency system, cloud service management, infrastructure, commissioning wizard, etc.</p>
Operators	<p>The user group has permission to perform non-security operations of backup and restore, deployment, system monitoring, maintenance, system settings, alarms, the disaster recovery (DR) system, product planning, trace server product tool, configure NAT tool, information collection, trouble shooting, emergency system, cloud service management, infrastructure, commissioning wizard, etc.</p>
NBI User Group	<p>Configuration of trusted channels for connecting to the external entities</p>
Guest	<p>Granted by SMManagers</p>
Maintenance Group	<p>NE Management</p> <p>Configuration of trusted channels for connecting to the external entities</p>
Operator Group	<p>NE Management</p> <p>Command group management</p> <p>Configuration of trusted channels for connecting to the external entities</p>
VNFMAccessRole	<p>Configuration of trusted channels for connecting to the external entities</p>
WebNIC User Group	<p>Configuration of trusted channels for connecting to the external entities</p>
mAOS User Group	<p>Configuration of trusted channels for connecting to the external entities</p>
EMSRole	<p>Has the right of EMS Operation Management, that is, interface access provided by VNF LCM to EMS.</p>

NFVORole	Has the right of NFVO Operation Management, that is, interface access provided by VNF LCM to NFVO
VNFManagers	Has the right of VNF Operation Management
Southbound System Access	Has the NFVO operation and management permission, that is, the interface access permission provided by the NFVO for southbound systems
Organization Administrator	Organizational management staff (NFVO)
Organization Monitor	Organize surveillance personnel (NFVO)
Tenant Monitor	Tenant surveillance Personnel (NFVO)
Assurance User Group	Has MAE-Optimization/MAE-Evaluation system services-related permissions, such as querying OSS basic information, managing threshold alarms, and issuing MML commands to NEs.
Monitoring Group	System Monitoring Group
APP the role of operation and maintenance	Business operations Personnel of APP (NFVO)
HOFS Group	System HOFS group
IT-APP the role of operation and maintenance	IT operation and maintenance personnel (NFVO)
NFVO System Maintainer	Manages system interconnection (NFVO)
VNF the role of operation and maintenance	Business operations Personnel (NFVO)
adminOrganization Managed Objects Role	adminOrganization Managed Objects Role (NFVO)
VNFMAgentRole	Has the right of VNFM-Agent Registration, that is, registration access provided by VNF LCM to VNFM-Agent.
user-defined User Group	Granted by SMManagers

#### 5.2.4.4 FMT\_MTD.1 Management of TSF Data

##### FMT\_MTD.1.1

The TSF shall restrict the ability to [**query, modify, delete**] the [**certificates, private keys, and symmetric keys**] to [**Users assigned with roles as defined in FMT\_SMR.1 or with explicitly assigned security functions**].

## 5.2.4.5 FMT\_MSA.1 Management of Security Attributes

### FMT\_MSA.1.1

The TSF shall enforce the [**MAE-CN access control policy**] to restrict the ability to [**query, modify**] the security attributes [**all the security attributes defined in FDP\_ACF.1 and FIA\_ATD.1**] to [**Users assigned with roles as defined in FMT\_SMR.1 or with explicitly assigned security functions**].

## 5.2.4.6 FMT\_MSA.3 Static Attribute Initialization

### FMT\_MSA.3.1

The TSF shall enforce the [**MAE-CN access control policy**] to provide [**restrictive**] default values for security attributes that are used to enforce the SFP.

### FMT\_MSA.3.2

The TSF shall allow [**Users assigned with roles as defined in FMT\_SMR.1 or with explicitly assigned security functions**] to specify alternative initial values to override the default values when an object or information is created.

## 5.2.5 TOE Access (FTA)

### 5.2.5.1 FTA\_TSE.1 TOE Session Establishment

#### FTA\_TSE.1.1

The TSF shall be able to deny session establishment based on [

- a. **User identity (username and password)**
- b. **Client IP address policies (IP address range for login)**
- c. **Login time policies (limited time segment for account login)**
- d. **User lock status and enablement status**
- e. **Password validity period (days)**
- f. **Maximum online sessions**
- g. **System login mode]**

Application Note:

System login mode only affects local user login from web interfaces, and does not affect third-party user login.

## 5.2.5.2 FTA\_SSL.3 TSF-initiated Termination

### FTA\_SSL.3.1

The TSF shall terminate an interactive session after an **[administrator-configured time interval, by default 30 minutes of user inactivity]**.

## 5.2.5.3 FTA\_SSL.4 User-initiated Termination

### FTA\_SSL.4.1

The TSF shall allow user-initiated termination of the user's own interactive session.

## 5.2.5.4 FTA\_TAH.1 TOE Access History

### FTA\_TAH.1.1

Upon successful session establishment, the TSF shall display the **[date, time, location]** of the last successful session establishment to the user.

### FTA\_TAH.1.2

Upon successful session establishment, the TSF shall display the **[date, time, location]** of the last unsuccessful attempt to session establishment and the number of unsuccessful attempts since the last successful session establishment.

### FTA\_TAH.1.3

The TSF shall not erase the access history information from the user interface without giving the user an opportunity to review the information.

## 5.2.6 Trusted Path/Channels (FTP)

### 5.2.6.1 FTP\_TRP.1 Trusted Path

#### FTP\_TRP.1.1

The TSF shall provide a communication path between itself and **remote** users that is logically distinct from other communication paths and provides assured identification of its end points and protection of the communicated data from **disclosure and modification**.

#### FTP\_TRP.1.2

The TSF shall permit **remote users** to initiate communication via the trusted path.

#### FTP\_TRP.1.3

The TSF shall require the use of the trusted path for **[remote management]**.

## 5.2.6.2 FTP\_ITC.1/External System Inter-TSF Trusted Channel

### FTP\_ITC.1.1

The TSF shall provide a communication channel between itself and another trusted IT product that is logically distinct from other communication channels and provides assured identification of its end points and protection of the channel data from modification or disclosure.

### FTP\_ITC.1.2

The TSF shall permit ***the TSF and (the external system including the OSS, service orchestrator, service application and 3<sup>d</sup> party component)*** to initiate communication via the trusted channel.

### FTP\_ITC.1.3

The TSF shall initiate communication via the trusted channel for [**authentication, dumping audit logs, backing up NE Data and restoring NE data**].

## 5.2.6.3 FTP\_ITC.1/NE Inter-TSF Trusted Channel

### FTP\_ITC.1.1

The TSF shall provide a communication channel between itself and another trusted IT product that is logically distinct from other communication channels and provides assured identification of its end points and protection of the channel data from modification or disclosure.

### FTP\_ITC.1.2

The TSF shall permit ***the TSF and (the NEs)*** to initiate communication via the trusted channel.

### FTP\_ITC.1.3

The TSF shall initiate communication via the trusted channel for [**managing NE devices**].

## 5.2.7 Cryptographic Support (FCS)

### 5.2.7.1 FCS\_CKM.1/AES Cryptographic Key Generation

#### FCS\_CKM.1.1

The TSF shall generate cryptographic keys in accordance with a specified cryptographic key generation algorithm [**PBKDF2**] and specified cryptographic key sizes [**128 bits**] that meet the following: [**RFC8018 chapter 5.2**]



## 5.2.7.2 FCS\_CKM.4 Cryptographic Key Destruction

### FCS\_CKM.4.1

The TSF shall destroy cryptographic keys in accordance with a specified cryptographic key destruction method **[overwriting with 0 in java or overwriting with 0xcc in python]** that meets the following: **[none]**.

## 5.2.7.3 FCS\_COP.1/AES Cryptographic operation

### FCS\_COP.1.1

The TSF shall perform **[symmetric de- and encryption]** in accordance with a specified cryptographic algorithm **[AES CBC Mode]** and cryptographic key sizes **[128 bits]** that meet the following: **[FIPS 197 chapter 5, NIST SP 800-38A chapter 6.2]**

## 5.2.7.4 FCS\_COP.1/PBKDF2 Cryptographic Operation

### FCS\_COP.1.1

The TSF shall perform **[password hashing]** in accordance with a specified cryptographic algorithm **[PBKDF2 (SHA256)]** and cryptographic key sizes **[None]** that meet the following: **[RFC8018 chapter 5.2]**.

## 5.3 Security Functional Requirements Rationale

### 5.3.1 Coverage

The following table provides a mapping of SFR to the security objectives, showing that each security functional requirement addresses at least one security objective.

Security Functional Requirements	Objectives
FAU_GEN.1	O.Audit
FAU_GEN.2	O.Audit
FAU_SAR.1	O.Audit
FAU_SAR.2	O.Audit
FAU_SAR.3	O.Audit
FAU_STG.1	O.Audit
FAU_STG.3	O.Audit
FDP_ACC.2	O.Authorization
FDP_ACF.1	O.Authorization

FDP_UIT.1	O.Communication
FIA_UID.2	O.Audit O.Authentication O.Authorization
FIA_UAU.2	O.Authentication O.Authorization
FIA_UAU.5	O.Authentication O.Authorization
FIA_UAU.6	O.Authentication O.Authorization
FIA_UAU.7	O.Authentication
FIA_ATD.1	O.SecurityManagement
FIA_AFL.1	O.Authentication O.Authorization
FIA_SOS.1	O.Authentication O.SecurityManagement
FMT_SMF.1	O.Audit O.Authentication O.Authorization O.Communication O.SecurityManagement
FMT_SMR.1	O.Authorization
FMT_MOF.1	O.SecurityManagement
FMT_MTD.1	O.SecurityManagement
FMT_MSA.1	O.Authorization
FMT_MSA.3	O.Authorization
FTA_TSE.1	O. Authentication
FTA_SSL.3	O.Authentication
FTA_SSL.4	O.SecurityManagement
FTA_TAH.1	O.Authentication
FTP_TRP.1	O.Communication
FTP_ITC.1/ External System	O.Communication

FTP_ITC.1/NE	O.Communication
FCS_CKM.1/AES	O.SecurityManagement
FCS_CKM.4	O.SecurityManagement
FCS_COP.1/AES	O.SecurityManagement
FCS_COP.1/PBKDF2	O.Authentication O.SecurityManagement

### 5.3.2 Sufficiency

The following rationale provides justification for each security objective for the TOE, showing that the security functional requirements are suitable to meet and achieve the security objectives.

Security objectives	Rationale
O.Audit	The generation of audit records is implemented by (FAU_GEN.1). Audit records are supposed to include user identities (FAU_GEN.2) where applicable, which are supplied by the identification mechanism (FIA_UID.2). Audit records are stored in the database, and are filtered to read and search with conditions, and restricted audit review requires authorized users (FAU_SAR.1, FAU_SAR.2, FAU_SAR.3). Management functionality for the audit mechanism is spelled out in (FMT_SMF.1). The audit record is stored in the database, and exported into a file if the size of the audit record exceeds the configured maximum size (FAU_STG.1, FAU_STG.3).
O.Communication	Communication security is implemented by data integrity protection (FDP_UIT.1) between TOE and the CA server, trusted channels (FTP_ITC.1/External System, FTP_ITC.1/NE) between TOE and external servers, and (FTP_TRP.1) between TOE and the web clients.  Performance and inventory text files are transmitted to the OSS/service application. (FTP_TRP.1)  Management functionality to configure the trusted channel for NE communication is provided in (FMT_SMF.1).
O.Authentication	User authentication (including re-authentication) is implemented by (FIA_UAU.2, FIA_UAU.5, FIA_UAU.6) and supported by individual user identities in (FIA_UID.2). The necessary user attributes (passwords) are spelled out in (FIA_ATD.1). The authentication mechanism supports authentication failure handling (FIA_AFL.1), restrictions as to the validity of accounts for login (FTA_TSE.1), and a password policy (FIA_SOS.1). Management functionality is

	<p>provided in (FMT_SMF.1). The TOE logs off sessions when they are inactive for a configured period of time (by default 30 minutes) (FTA_SSL.3). The session establishment shall be denied based on security attributes (FTA_TSE.1). Authentication feedback information is protected by (FIA_UAU.7). TOE shall display access history of the last successful and unsuccessful logins (FTA_TAH.1).</p> <p>For password verification hash values of passwords are used which are generated using FCS_COP.1/PBKDF2.</p> <p>The authentication mechanism for NBIs and NEs to connect to MAE-CN is also implemented by FIA_UAU.2.</p>
O.Authorization	<p>The requirement for access control is spelled out in (FDP_ACC.2), and the access control policies are modeled in (FDP_ACF.1) for accessing the MAE-CN server.</p> <p>Unique user IDs are necessary for access control (FIA_UID.2), and user authentication (FIA_UAU.2, FIA_UAU.5). User-related attributes are spelled out in (FIA_ATD.1). Access control is based on the definition of roles as subjects and functions as objects (FMT_SMR.1). Management functionality for the definition of access control policies is provided (FMT_MSA.1, FMT_MSA.3, FMT_SMF.1).</p> <p>User re-authentication is implemented by (FIA_UAU.6)</p> <p>If a user fails to log in to the system for multiple consecutive times, the locking policy for the account and IP address is executed (FIA_AFL.1).</p>
O.SecurityManagement	<p>Management functionality is provided in (FMT_SMF.1/FIA_ATD.1/FIA_SOS.1/FMT_SMF.1/FMT_MOF.1/FTM_MTD.1/FTA_SSL.4).</p> <p>The AES algorithm is used to encrypt sensitive information such as users' mobile numbers and email addresses. (FCS_CKM.1/AES, FCS_CKM.4, FCS_COP.1/AES, FCS_COP.1/PBKDF2)</p>

The following table provides a matrix of SFRs and the security objectives.

	O.Audit	O.Authorization	O.Authentication	O.Communication	O.SecurityManagement
FAU_GEN.1	X				
FAU_GEN.2	X				
FAU_STG.3	X				
FAU_SAR.1	X				

FAU_SAR.2	X				
FAU_SAR.3	X				
FAU_STG.1	X				
FAU_STG.3	X				
FDP_ACC.2		X			
FDP_ACF.1		X			
FDP_UIT.1				X	
FIA_UID.2	X	X	X		
FIA_UAU.2		X	X		
FIA_UAU.5		X	X		
FIA_UAU.6		X	X		
FIA_UAU.7			X		
FIA_ATD.1					X
FIA_AFL.1		X	X		
FIA_SOS.1			X		X
FMT_SMF.1	X	X	X	X	X
FMT_SMR.1		X			
FMT_MOF.1					X
FMT_MTD.1					X
FMT_MSA.1		X			
FMT_MSA.3		X			
FTA_TSE.1			X		
FTA_SSL.3			X		
FTA_SSL.4					X
FTA_TAH.1			X		
FTP_ITC.1/E xternal System				X	
FTP_ITC.1/N E				X	

FCS_CKM.1/ AES					X
FCS_CKM.4					X
FCS_COP.1/ AES					X
FCS_COP.1/ PBKDF2			X		X

### 5.3.3 Security Requirements Dependency Rationale

Dependencies within the EAL4 package selected for the security assurance requirements have been considered by the authors of CC Part 3 and are not analyzed here again.

The security functional requirements in this Security Target do not introduce dependencies on any security assurance requirement; neither do the security assurance requirements in this Security Target introduce dependencies on any security functional requirement.

The following table demonstrates the dependencies of SFRs modeled in CC Part 2 and how the SFRs for the TOE resolve those dependencies.

Security Functional Requirement	Dependencies	Resolution
FAU_GEN.1	FPT_STM.1	Resolved by external time source. The audit time depends on the reliable time stamp. Reliable time stamp depends on external time sources
FAU_GEN.2	FAU_GEN.1 FIA_UID.1	FAU_GEN.1 FIA_UID.1
FAU_STG.1	FAU_GEN.1	FAU_GEN.1
FAU_STG.3	FAU_STG.1	FAU_STG.1
FAU_SAR.1	FAU_GEN.1	FAU_GEN.1
FAU_SAR.2	FAU_SAR.1	FAU_SAR.1
FAU_SAR.3	FAU_SAR.1	FAU_SAR.1
FDP_ACC.2	FDP_ACF.1	FDP_ACF.1
FDP_ACF.1	FDP_ACC.2 FMT_MSA.3	FDP_ACF.1 FMT_MSA.3

FDP_UIT.1	[FDP_ACC.1, or FDP_IFC.1], [FTP_ITC.1, or FTP_TRP.1]	FDP_ACC.1 and FDP_IFC.1 are not applicable because there is no access control or information flow control enforced. FTP_ITC.1 and FTP_TRP.1 are not applicable because there is no confidentiality issue and no trusted path.
FIA_UID.2	None	None
FIA_UAU.2	FIA_UID.1	FIA_UID.1
FIA_UAU.5	None	None
FIA_UAU.6	None	None
FIA_UAU.7	FIA_UAU.1	FIA_UAU.2
FIA_ATD.1	None	None
FIA_AFL.1	FIA_UAU.1	FIA_UAU.2
FIA_SOS.1	None	None
FMT_SMF.1	None	None
FMT_SMR.1	FIA_UID.1	FIA_UID.1
FMT_MOF.1	FMT_SMR.1 FMT_SMF.1	FMT_SMR.1 FMT_SMF.1
FMT_MTD.1	FMT_SMR.1 FMT_SMF.1	FMT_SMR.1 FMT_SMF.1
FMT_MSA.1	[FDP_ACC.1 or FDP_IFC.1] FMT_SMR.1 FMT_SMF.1	FDP_ACC.2 FMT_SMR.1 FMT_SMF.1
FMT_MSA.3	FMT_MSA.1 FMT_SMR.1	FMT_MSA.1 FMT_SMR.1
FTA_TSE.1	None	None
FTA_SSL.3	None	None
FTA_SSL.4	None	None

FTA_TAH.1	None	None
FTP_TRP.1	None	None
FTP_ITC.1/ External System	None	None
FTP_ITC.1/NE	None	None
FCS_CKM.1/AES	[FCS_CKM.2, or FCS_COP.1] FCS_CKM.4	FCS_COP.1 FCS_CKM.4
FCS_CKM.4	[FDP_ITC.1, or FDP_ITC.2, or FCS_CKM.1]	FCS_CKM.1
FCS_COP.1/AES	[FDP_ITC.1, or FDP_ITC.2, or FCS_CKM.1] FCS_CKM.4	FCS_CKM.1 FCS_CKM.4
FCS_COP.1/PBKDF2	[FDP_ITC.1, or FDP_ITC.2, or FCS_CKM.1] FCS_CKM.4	PBKDF2 is a hash algorithm with no key.

## 5.4 Security Assurance Requirements

The security assurance requirements for the TOE are the Evaluation Assurance Level 4 components as specified in [CC] Part 3. The following table provides an overview of the assurance components that form the assurance level for the TOE.

Assurance class	Assurance components
ADV: Development	ADV_ARC.1 Security architecture description
	ADV_FSP.4 Complete functional specification
	ADV_IMP.1 Implementation representation of the TSF
	ADV_TDS.3 Basic modular design
AGD: Guidance documents	AGD_OPE.1 Operational user guidance
	AGD_PRE.1 Preparative procedures
ALC: Life-cycle support	ALC_CMC.4 Production support, acceptance procedures and automation
	ALC_CMS.4 Problem tracking CM coverage



	ALC_DEL.1 Delivery procedures
	ALC_DVS.1 Identification of security measures
	ALC_LCD.1 Developer defined life-cycle model
	ALC_TAT.1 Well-defined development tools
	ALC_FLR.2 Flaw reporting procedures
ASE: Security Target evaluation	ASE_CCL.1 Conformance claims
	ASE_ECD.1 Extended components definition
	ASE_INT.1 ST introduction
	ASE_REQ.2 Derived security requirements
	ASE_SPD.1 Security problem definition
	ASE_OBJ.2 Security objectives
	ASE_TSS.1 TOE summary specification
ATE: Tests	ATE_COV.2 Analysis of coverage
	ATE_DPT.1 Testing: basic design
	ATE_FUN.1 Functional testing
	ATE_IND.2 Independent testing - sample
AVA: Vulnerability assessment	AVA_VAN.3 Focused vulnerability analysis

## 5.5 Security Assurance Requirements Rationale

The evaluation assurance level has been commensurate with the threat environment that is experienced by typical consumers of the TOE.

# 6 TOE Summary Specification

---

## 6.1 TOE Security Functionality

### 6.1.1 User Management

The TOE supports user management. User management involves user permission management, region management, and user maintenance and monitoring. User management grants permissions to users with different responsibilities, and adjusts the permissions based on service changes. This ensures that users have the necessary permissions to perform tasks and that other management tasks are carried out in order, avoiding unauthorized and insecure operations.

Security administrators can create roles, assign operation rights to the roles, and attach users to roles to grant them corresponding operation rights based on service requirements. This implements quick user authorization, improving O&M efficiency.

The management plane is responsible for managing products, such as installation, deployment, upgrade, and backup and restoration. The management plane does not manage NEs. Therefore, the management plane provides only application permissions. The role **Administrators** is to administer the TOE, the role **SManagers** is the security role of the TOE, who can complete security management of TSF data, user management, audit review and authorization.

On the O&M plane, to improve management efficiency, security administrators divide the network into regions based on service requirements and allow different personnel to manage users and services in different regions. The role **Administrators** is to administer the TOE, the role **SManagers** is the security role of the TOE, who can complete security management of TSF data, user management, audit review and authorization.

On every plane, there is a default and super user **admin**. The super user **admin** can complete all the functions, including security and administrative functions. During user permission maintenance period, security administrators can view and modify user, role, user group, and operation set information, and monitor user sessions and operations in real time, ensuring system security.

(FMT\_MSA.1, FMT\_MSA.3, FMT\_SMF.1, and FMT\_SMR.1)

The default roles on the management plane are listed in the table below.

Role Name	Description
Administrators	The user group has all the permissions except user management, query security log, query personal security log and view online users.
SMManagers	The user group has permission to manage users, manage licenses, query security logs, view online users, and update ACL policies.
Monitors	The user group has permission to monitor non-security operations of backup and restore, deployment, system monitoring, maintenance, system settings, alarms, the disaster recovery (DR) system, product planning, trace server product tool, configure NAT tool, information collection, trouble shooting, emergency system, cloud service management, infrastructure, commissioning wizard, etc.
Operators	The user group has permission to perform non-security operations of backup and restore, deployment, system monitoring, maintenance, system settings, alarms, the disaster recovery (DR) system, product planning, trace server product tool, configure NAT tool, information collection, trouble shooting, emergency system, cloud service management, infrastructure, commissioning wizard, etc.

The default roles on the O&M plane are listed in the table below.

Role Name	Description
Administrators	The user group has all the permissions except <b>User Management, Query Security Log, View Online Users, and Query Personal Security Log.</b>
SMManagers	The user group has the <b>User Management, License Manager, View Online Users, and Query Security Log</b> permissions.
NBI User Group	The user group has the permission to configure the northbound interfaces such as SNMP, CORBA, XML, TEXT and RESTful NBIs.
Guest	The domain of this user group is <b>All Objects</b> , and it has operation rights for default monitor operation sets. They can perform query operations, such as querying statistics, but cannot create or configure objects.
Maintenance Group	The domain of this user group is <b>All Objects</b> , and it has operation rights for default maintenance operation sets. In

Role Name	Description
	addition to the rights of <b>Guests</b> and <b>Operator Group</b> , users in this group have the rights to create services and perform configurations that affect the running of MAE-CN and NEs.
Operator Group	The domain of this user group is <b>All Objects</b> , and it has operation rights for default operator operation sets. In addition to the rights of <b>Guests group</b> , users in this group have the rights to modify (rights to perform potentially service-affecting operations are not involved). For example, they can change alarm severities.
VNFMAccessRole	This user group has the operation rights on all northbound APIs, that is, the user group provided for the LCM to invoke the northbound interface.
WebNIC User Group	This user group has WebNIC-related permissions, such as collecting network information, querying all operation logs, and managing tasks
mAOS User Group	This user group has MAE-Optimization/MAE-Evaluation system services-related permissions, such as querying OSS basic information, managing threshold alarms, and issuing MML commands to NEs.
EMSRole	This user group has EMS Operation Management permissions, that is, interface access provided by VNF LCM to EMS.
NFVORole	This user group has NFVO Operation Management permissions, that is, interface access provided by VNF LCM to NFVO
VNFManagers	This user group has VNF Operation Management permissions
Southbound System Access	This user group has NFVO operation and management permission, that is, the interface access permission provided by the NFVO for southbound systems
Organization Administrator	Organizational management staff (NFVO)
Organization Monitor	Organize surveillance personnel (NFVO)
Tenant Monitor	Tenant surveillance Personnel (NFVO)
Assurance User Group	This user group has MAE-Optimization/MAE-Evaluation system services-related permissions, such as querying OSS basic information, managing threshold alarms, and issuing MML commands to NEs.
Monitoring Group	System Monitoring Group

Role Name	Description
APP the role of operation and maintenance	Business operations Personnel of APP (NFVO)
HOFS Group	System HOFS group
IT-APP the role of operation and maintenance	IT operation and maintenance personnel (NFVO)
NFVO System Maintainer	Manages system interconnection (NFVO)
VNF the role of operation and maintenance	Business operations Personnel (NFVO)
adminOrganization Managed Objects Role	adminOrganization Managed Objects Role (NFVO)
VNFMAgentRole	Has the right of VNFM-Agent Registration, that is, registration access provided by VNF LCM to VNFM-Agent.

## 6.1.2 Authentication

The TOE identifies administrators by a unique ID and enforces their authentication before granting them access to any TSF management interfaces.

The TOE authenticates users based on the user attributes defined in FIA\_ATD.1. The passwords should meet the defined password policy; otherwise the input of password shall be refused. When a user uses an expired password for login, the system will refuse the login request, the user must request the administrator to reset the password (the administrator can deactivate the password expiration policy).

The TOE shall verify that the password meets the following password policies: [

1. Min. password length
2. Max. system administrator password length
3. Max. password length
4. Configurable number of latest passwords that cannot be reused
5. Password repetition not allowed within the configurable number of months
6. Min. password usage period (days)
7. Password validity period (days)
8. Force logout upon password reset
9. Min. characters different between new & old passwords
10. Min. number of letters
11. Min. number of uppercase letters

12. Min. number of lowercase letters
13. Min. number of digits
14. Min. number of special characters
15. Password that cannot contain spaces
16. Password that cannot contain its username in reverse order
17. Password that cannot be an increasing, decreasing, or interval sequence of digits or letters
18. Policy about max. consecutive characters used in both the username and password
19. Policy that the password cannot contain repeated character sequences
20. Max. times a character can consecutively occur
21. Password that cannot contain user's mobile number or email address
22. Password that cannot contain words in the password dictionary or hacker language dictionary]

Advanced parameters have such as Min. Different characters between new and old passwords, Min. Letter, Min. Lowercase, Min. Numbers.

User IDs are unique within the TOE and are stored together with associated passwords and other attributes including extended security attributes in the TOE's configuration database. If the user is in the disabled status, the login will be refused.

Authentication based on security attributes is enforced prior to any other interaction with the TOE for all interfaces of the TOE.

If you enter the password for the admin user incorrectly for five consecutive times within 10 minutes, the client IP address will be locked for 10 minutes.

The TOE supports the account and IP address lockout policy on the **Account Policy** page. The default account lockout policy is that when you enter the password incorrectly for example 5 consecutive times within 10 minutes, the account will be locked for 30 minutes and automatically unlocked afterwards. The default IP address lockout policy is that when you enter the password incorrectly for 10 consecutive times within 1 minute, the IP address will be locked for 30 minutes and automatically unlocked afterwards.

If three accounts using a client IP address are locked within 10 minutes, this client IP address will be locked for 30 minutes.

All users can log in to the O&M plane again after the lockout period expires. Local users can also contact security administrators to unlock their accounts for re-login.

(FIA\_AFL.1, FIA\_ATD.1, FIA\_SOS.1, FIA\_UAU.2, FIA\_UAU.7, FIA\_UID.2, FTA\_TSE.1).

The management plane only supports local authentication, and don't need to support SSO. On the O&M plane, the user authentication modes include local authentication and remote authentication. In remote authentication mode, users are authenticated by an AAA server through AAA protocols. The O&M plane supports Lightweight Directory Access Protocol (LDAP) and Remote Authentication Dial In User Service (RADIUS) for AAA authentication. The O&M plane supports CAS and SAML SSO. SSO configuration allows users to access multiple mutually trusted application systems after only one login authentication. For supporting the SAML SSO, the O&M plane can be SP or IdP. (FIA\_UAU.5).

The TOE can re-authenticate the user under the condition of changing passwords (FIA\_UAU.6).

The TOE displays the asterisk (\*) that has the same length as the entered password, and returns a username or password error when login failed (FIA\_UAU.7).

### 6.1.3 Access Control

The TOE enforces an authorization policy by defining access rights that are assigned to users and roles by the security roles or the super user **admin**.

The TOE enforces the access control policy on users and groups as subjects, domains as objects, functional operations issued by subjects on objects. The domains as objects shall define the scope of NEs. Operations shall not be performed on NEs not contained in domains.

The access control is based on users or groups and objects, and the security attribute object ID of an object must have a domain, including the specified NE, device type, and NEs in the subnet.

The access control is used to identify all the operations over objects through the MAE-CN client if the operation rights have been assigned by the **SMManagers** or the super user **admin** (identification and authentication of operation rights)

(FDP\_ACC.2, FDP\_ACF.1, FMT\_SMR.1, FMT\_MSA.1, and FMT\_MSA.3)

The MML commands defined by the managed NEs, are used to directly perform the operations on the corresponding NE through the channel between the NE and TOE. The access rights with MML command group (containing some MML commands) can be assigned to users and roles. The MML command groups are classified into System Command, Alarm Query, Alarm Management, Performance Query, Performance Management, Device Query, Device Management, Trace Query, Trace Management, Wireless Query, Wireless Management, Transport Query, Transport Management, Security Query, Security Management, Time Query, Time Management, Software Query, Software Management, Test Query, Test Management, Fault Information Collection. The MML command access control is only used to identify the commands through the MML client function of the MAE-CN client.

And before any operations through the client of TOE, the access rights related with these operations shall be authenticated with the token of corresponding user session.

(FDP\_ACC.2, FDP\_ACF.1, FMT\_SMR.1, FMT\_MSA.1, FMT\_MSA.3)

The TOE can offer an access control list (ACL) of features based on IP addresses for controlling which terminals can access the TOE through the TOE client. The ACL is based on IP addresses. The security role **SMManagers** and the super user **admin** can specify each individual IP address or IP address range in the ACL of a specified user ID. The user can log in to the TOE only from terminals whose IP addresses are in the ACL.

(FMT\_SMF.1 and FTA\_TSE.1)

## 6.1.4 Communication Security

The TOE supports encrypted transmission between NEs and the TOE, the external system and the TOE, remote user and the TOE. It provides secure protocols, such as TLS, SNMPv3, SSHv2 and SFTP, for data transmission.

- Communication Security between NEs and the TOE:

As a client, the TOE can initiate SSHv2 and TLS connections to establish secure channels with the NEs.

As a server, the TOE also provides secure channels for the communication with NEs to perform performance data bulk collection and software backup and update. The secure channels are based on TLS connections initiated by NEs.

- Communication Security between the external system and the TOE:

As a client, the TOE can establish secure channels with the external system (like AAA server, syslog server) over TLS, SNMPv3, or SSH.

As a client, the TOE can initiate SSH connections to establish secure channels with the OSS, service orchestrator or service application.

As a server, the TOE can receive the TLS, HTTPS, and SNMPv3 connections initiated by the OSS, service orchestrator, or service application to establish secure channels.

- Communication Security between remote users and the TOE:

The remote users access MAE-CN through web portal by initiating HTTPS connections. (FTP\_TRP.1, FTP\_ITC.1/NE, FTP\_ITC.1/ External System)

The TOE supports communicating with a CA server to apply the certificates. To prevent modification, insertion and replay, the communication uses CMPv2 protocol over an HTTP channel with RSA or ECDSA signature protection of the certificate. (FDP\_UIT.1)

## 6.1.5 User Session Management

The TOE provides user session management. The function includes the following functions:

### 1) Session establishment

The session will be established after successful login authentication. When more than three unsuccessful login attempts are detected since the last successful login, The TOE will generate an alarm. The session establishment will be denied based on the policy below (FTA.TSE.1).

Upon successful session establishment, the TOE will display the welcome message, last successful login date, time and IP address, last unsuccessful login date, time and IP address, login failure times since last successful login (FTA\_TAH.1).

### 2) TSF-initiated session Termination

If a user does not perform any operation within the period of the default value 30 mins) specified by this parameter, the user will be logged out. The setting takes effect only for local and remote users and does not take effect for third-party users. If this parameter is set to Unlimited, user sessions will not be automatically logged off (FTA\_SSL.3).

### 3) User-initiated session termination



Login user can click the user name in the upper right corner of the page and choose Logout (FTA\_SSL.4).

1. Users and their following security attributes:
  - a. Time segment for login, which means that the user shall log in to the TOE within a specific time segment.
  - b. ACL, addressed in the previous section.
  - c. Maximum online sessions, which indicates that the number of online sessions shall not exceed the maximum sessions, otherwise the user login requests after the maximum online sessions shall be refused by the TOE. The default is none.
  - d. Disabled status, which means the user cannot log in to the TOE in the disabled status.
2. System security policy, which is prior to the security attributes of individual users
  - a. System login mode, which supports the multi-user login mode and single-user login mode. During system operation and maintenance, the single-user mode is recommended to prevent other users from logging in to the system and performing operations that may affect O&M efficiency. When the single-user login mode is selected, the TOE refuses all login requests including those for online sessions except that of the super user **admin**. The multi-user login mode is a normal mode and has no special limits.

## 6.1.6 Auditing

The TOE can generate audit records for security-relevant events as described in FAU\_GEN.1. The audit record has the following information: the activity name, level, user ID, operation type, operation date and time, terminal, object, operation result, and details.

The audit review can be implemented with filter criteria on the MAE-CN client by users attached to SManagers, users with log query rights. Any user cannot delete and modify the audit records.

Conditions for dumping logs: The number of logs in the database exceeds 1 million, the size of the logs in the database exceeds 80% of the capacity, or the number of days for storing the logs exceeds 45 days. To ensure sufficient database space, the system checks logs every hour and saves logs that meet the requirements to the hard disk of a server. Then the dumped logs are automatically deleted from the database.

Conditions for deleting log files: The size of the log files is greater than 1024 MB (default value), the log files are stored for more than 45 days (default value), or the total number of log files exceeds 1000 (default value). To ensure sufficient disk space, the system checks log files every hour and deletes log files meeting the requirements from the hard disk.

By default, a maximum of 1 million logs can be stored in the database. If the database space of log management is greater than or equal to 16 GB. The logs that exceed the maximum number of logs stored in the database will be dumped.

The values in the preceding log dump conditions are default values.

Log service start/stop of the O&M plane will be recorded in audit logs of the management plane. Log service start/stop of the management plane will be recorded in the /var/log/messages directory of the OS.

(FAU\_GEN.1, FAU\_GEN.2, FAU\_SAR.1, FAU\_SAR.2, FAU\_SAR.3, FAU\_STG.1, FAU\_STG.3)

## 6.1.7 Security Management Function

The TOE provides security management if necessary. Only administrators have the privilege to manage the behaviors of TOE security functions. This is partially already addressed in more details in the previous sections of the TSS. It includes security attributes below.

1. Users and their following security attributes:
  - a. User ID, which is a user identifier, defined as a username in the TOE.
  - b. User Group, which is the same as a role definition.
  - c. Password, which should meet the predefined password policy, is encrypted with PBKDF2 and stored in the database.
  - d. Time segment for login, addressed in the previous section.
  - e. ACL, addressed in the previous section.
  - f. Maximum online sessions, addressed in the previous section.
  - g. Disabled status, addressed in the previous section.
2. System security policy, which is prior to the security attributes of individual users
  - a. System login mode, addressed in the previous section.
  - b. Password policy, which has basic parameters and advanced parameters. Basic parameters include the following items: Min. Length of common user password, Min. Length of super user password, Max. Length of password, Max. Period for password repetition (months), Password validity period (days), Minimum validity period of the password (days), Number of days warning given before password expiry, The Password Cannot Be Similar to History Passwords. Advanced parameters include the following items: Min. Different characters between new and old passwords, Min. Letter, Min. Lowercase, Min. Numbers. Account policy, which has an upper threshold for legal login times and the excessive login attempts cause account locking. Super user **admin** is not allowed to be locked. All the users should meet the account policy defined in the TOE.

The TOE restricts the ability to *manage* the certificates, private keys, and symmetric keys to SManagers and users with sufficient user permissions.

(FMT\_MSA.1, FMT\_MSA.3, FMT\_SMF.1, FMT\_MOF.1, FMT\_MTD.1)

## 6.1.8 Cryptographic Functions

Cryptographic functions are required by security features as dependencies. The following cryptographic algorithms are supported:

1. The TOE supports symmetric encryption and decryption using the AES128-CBC algorithm to protect sensitive data. (FCS\_COP.1/AES).
2. The TOE shall release the cryptographic key memory by overwriting the byte or char array with 0 if the key is no longer used (FCS\_CKM.4).
3. The TOE supports a two-layer key management structure of root key + working key. The root key is generated by PBKDF2 (HMACSHA2) algorithm from root key materials. The working key is encrypted and protected by the root key. The working key is used to provide confidential and complete protection for sensitive data saved in

a local PC or data transferred through insecure channels. Both the two keys can be updated manually (FCS\_CKM.1/AES).

4. The TOE supports hashing of data using PBKDF2 (SHA256) algorithm according to [RFC8018] for password hashing. The iteration number is at least 10,000 times. The salt used in PBKDF2 is a 16-byte random number obtained from the TOE's deterministic random number generator (FCS\_COP.1/PBKDF2).

# 7 Abbreviations, Terminology and References

## 7.1 Abbreviations

Abbreviations	Full Spelling
AAA	Authentication Authorization Accounting
ACL	Access Control List
CA	Certificate Authority
CAS	Central Authentication Service
CC	Common Criteria
CHR	Call History Record
CMP	Certificate Management Protocol
CORBA	Common Object Request Broker Architecture
E-UTRAN	Evolved Universal Terrestrial Radio Access Network
eNodeB	E-UTRAN NodeB
EPC	Evolved Packet Core
FTP	File Transfer Protocol
FTPs	FTP over SSL
GSM	Global System for Mobile Communications
HTTP	Hyper Text Transfer Protocol
HTTPS	Hyper Text Transfer Protocol Secure
IMS	Information Management System

LTE	Long term evolution
MAE	MBB Automation Engine
MBB	Mobile broadband
MML	Man-Machine Language
MR	Measurement Report
NE	Network Element
NGN	Next Generation Network
NMS	Network Management System
NTP	Network Time Protocol
OM	Operation and Maintenance
OSS	Operations Support System
PKI	Public Key Infrastructure
PP	Protection Profile
RAN	Radio Access Network
RAT	Radio Access Technology
REST	Representational State Transfer
SFR	Security Functional Requirement
SFTP	SSH File Transfer Protocol
SIG	LTE-cell-level signaling tracing messages of the medium depth for signaling correction
SNMP	Simple Network Management Protocol
SNMPv3	SNMP version 3
SSH	Secure Shell
SSHv2	SSH version 2
SSL	Security Socket Layer
SSO	Single Sign-on
ST	Security Target
STP	Signaling Transfer Point
TCP	Transfer Control Protocol
TOE	Target of Evaluation

TLS	Transport Layer Security
TSF	TOE Security Functions
PP	Protection Profile
UGW	User Gateway
USN	User Sequence Number
WebNIC	Web Based Network Information Collection
VIM	Virtualized Infrastructure Manager
EPC	Evolved Packet Core
5GC	5G Core Network
IMS	IP Multimedia Subsystem
PS	Packet Switched
VNF	Virtual Network Function
VNFM	Virtualized Network Function Manager
NFVO	Network Functions Virtualisation Orchestrator
SAML	Security Assertion Markup Language
SP	Service Provider
IdP	Identity Provider

## 7.2 Terminology

This section contains definitions of technical terms that are used with a meaning specific to this document. Terms defined in the [CC] are not reiterated here, unless stated otherwise.

Terminology	Explanation
Administrator	An administrator is a user of the TOE who may have been assigned specific administrative privileges within the TOE. This ST may use the term administrator occasionally in an informal context, and not in order to refer to a specific role definition. From the TOE's point of view, an administrator is simply a user who is authorized to perform certain administrative actions on the TOE and the objects managed by the TOE.
Operator	See User.
User	A user is a human or a product/application using the TOE.

Terminology	Explanation
Access Network	In telecommunications, an access network is a network that connects subscribers to telecommunication service providers over public ground. It can be considered the route between the subscriber's home and the ISP itself. The access network is composed of the carrier's station and the end user.
OM data	Data user for system operation and maintenance.
Access Domain	Also called MAE-Access. MAE-Access manages Huawei mobile network devices in a centralized manner, including WRAN, GBSS, SingleRAN, LTE/EPC, WLAN, SingleDAS, eRelay, NGN, STP, loM, and IMS network devices, and auxiliary networking devices (such as microwave devices and IP devices) used in mobile networks. MAE-Access provides basic network management functions, such as configuration management, performance management, fault management, security management, log management, topology management, software management, and system management. It also provides a variety of optional functions.
VNFM Domain	Also called MAE-VNFLCM. MAE-VNFLCM is used for VNF lifecycle management. It manages the lifecycles of virtualized and containerized VNFs, including VNF deployment, VNF scaling, and VNF self-healing.
NFVO Domain	Also called MAE-orchestrator. MAE-orchestrator is a network function virtualization service orchestration system. It orchestrates and schedules NFV network services and resources, quickly provisions services in an E2E manner, implements automatic network deployment and unified O&M, and meets diversified service requirements of various users.
NSSMF Domain	Also called MAE-NSSMF. MAE-NSSMF provides slice subnet management. It manages and orchestrates slice subnet instances. With the NSSMF, operators can design the network slice subnet template (NSST), define the SLA parameter range (such as the uplink and downlink rates, delay, and maximum number of subscribers) of the slice subnet, and define the associated network service descriptor (NSD) file.
UDMC Domain	Also called Unified Data Management Center or MAE-UDMC. MAE-UDMC provides a capability platform for data collection, storage, analysis, and governance within the MAE-CN autonomous driving coverage. It does not provide features for customers and only serves service features of MAE-CN.

## 7.3 References

[CC] Common Criteria for Information Technology Security Evaluation. Part 1-3. September 2019. Version 3.1 Revision 5.

[CEM] Common Methodology for Information Technology Security Evaluation. September 2012. Version 3.1 Revision 5.