



LexmarkTM

Lexmark CX622 and CX625 Multi-Function Printers Security Target

Version 1.4

January 23, 2019

Lexmark International, Inc.
740 New Circle Road
Lexington, KY 40550

DOCUMENT INTRODUCTION

Prepared By:

Common Criteria Consulting LLC
15804 Laughlin Lane
Silver Spring, MD 20906
<http://www.consulting-cc.com>

Prepared For:

Lexmark International, Inc.
740 New Circle Road
Lexington, KY 40550
<http://www.lexmark.com>

REVISION HISTORY

<u>Rev</u>	<u>Description</u>
1.0	July 14, 2018, Initial release
1.1	July 18, 2018, Addressed lab's ORs
1.2	September 17, 2018, Added printer detail to Table 5
1.3	November 9, 2018, Added CAVP cert numbers
1.4	January 23, 2019, Corrected SE part number

TABLE OF CONTENTS

1. SECURITY TARGET INTRODUCTION..... 10

1.1 Security Target Reference..... 10

1.2 TOE Reference 10

1.3 Keywords 10

1.4 TOE Overview..... 10

1.4.1 Usage and Major Security Features 10

1.4.1.1 User Definitions 11

1.4.1.2 Asset Definitions..... 11

1.4.1.3 User Data..... 11

1.4.1.4 TSF Data 12

1.4.2 TOE type..... 12

1.4.3 Required Non-TOE Hardware/Software/Firmware..... 12

1.5 TOE Description 13

1.5.1 Physical Boundary 13

1.5.2 Logical Boundary..... 14

1.5.2.1 Identification, Authentication and Authorization 14

1.5.2.2 Access Control 14

1.5.2.3 Data Encryption 15

1.5.2.4 Trusted Communications..... 15

1.5.2.5 Administrative Roles 15

1.5.2.6 Auditing 15

1.5.2.7 Trusted Operation 15

1.5.2.8 PSTN Fax-Network Separation 15

1.6 TOE Data..... 15

1.6.1 TSF Data 15

1.7 Evaluated Configuration 17

1.8 Functionality Supported But Not Evaluated..... 19

2. CONFORMANCE CLAIMS 21

2.1 Common Criteria Conformance..... 21

2.2 Protection Profile Conformance..... 21

3. SECURITY PROBLEM DEFINITION 22

3.1 Users 22

3.2 Assets 22

3.3 Threats 23

3.3.1 Unauthorized Access to User Data 24

3.3.2 Unauthorized Access to TSF Data 24

3.3.3 Network Communication Attacks..... 24

3.3.4 Malfunction..... 24

3.4 Organizational Security Policies..... 25

3.4.1 User Authorization..... 25

3.4.2 Auditing 25

3.4.3 Protected Communications 25

3.4.4 PSTN Fax-Network Separation 25

3.4.5 Purge Data..... 25

3.5 Assumptions	26
3.5.1 Physical Security.....	26
3.5.2 Network Security	26
3.5.3 Administrator Trust.....	26
3.5.4 User Training	26
4. SECURITY OBJECTIVES	27
4.1 Security Objectives for the TOE	27
4.1.1 User Authorization.....	27
4.1.2 User Identification and Authentication	27
4.1.3 Access Control	28
4.1.4 Administrator Roles	28
4.1.5 Software Update Verification	28
4.1.6 Self-test	29
4.1.7 Communications Protection.....	29
4.1.8 Auditing	29
4.1.9 PSTN Fax-Network Separation (conditionally mandatory).....	29
4.1.10 Purge Data (optional).....	30
4.2 Security Objectives for the Operational Environment	30
4.2.1 Physical Protection.....	30
4.2.2 Network Protection	30
4.2.3 Trusted Administrators	30
4.2.4 Trained Users	31
4.2.5 Trained Administrators	31
4.3 Security Objectives Rationale	31
5. EXTENDED COMPONENTS DEFINITION	35
5.1 Extended SFR Component Definitions	35
5.1.1 FAU_STG_EXT Extended: External Audit Trail Storage.....	35
5.1.2 FCS_CKM_EXT Extended: Cryptographic Key Management	36
5.1.3 FCS_IPSEC_EXT Extended: IPsec selected.....	37
5.1.4 FCS_RBG_EXT Extended: Cryptographic Operation (Random Bit Generation) 40	
5.1.5 FDP_FXS_EXT Extended: Fax Separation	42
5.1.6 FIA_PMG_EXT Extended: Password Management.....	43
5.1.7 FIA_PSK_EXT Extended: Pre-Shared Key Composition	44
5.1.8 FPT_SKP_EXT Extended: Protection of TSF Data.....	46
5.1.9 FPT_TST_EXT Extended: TSF testing	47
5.1.10 FPT_TUD_EXT Extended: Trusted Update	48
6. SECURITY REQUIREMENTS	51
6.1 TOE Security Functional Requirements	51
6.1.1 Security Audit (FAU)	52
6.1.1.1 FAU_GEN.1 Audit Data Generation.....	52
6.1.1.2 FAU_GEN.2 User Identity Association	54
6.1.1.3 FAU_SAR.1 Audit review	54
6.1.1.4 FAU_SAR.2 Restricted audit review	54
6.1.1.5 FAU_STG.1 Protected audit trail storage	54
6.1.1.6 FAU_STG.4 Prevention of audit data loss.....	55

6.1.1.7 FAU_STG_EXT.1 Extended: External Audit Trail Storage.....	55
6.1.2 Cryptographic Support (FCS).....	55
6.1.2.1 FCS_CKM.1(a) Cryptographic Key Generation (for asymmetric keys)	55
6.1.2.2 FCS_CKM_EXT.4 Extended: Cryptographic Key Material Destruction	56
6.1.2.3 FCS_CKM.4 Cryptographic key destruction.....	56
6.1.2.4 FCS_COP.1(a) Cryptographic Operation (Symmetric encryption/decryption)....	56
6.1.2.5 FCS_COP.1(b) Cryptographic Operation (for signature generation/verification)	57
6.1.2.6 FCS_COP.1(c) Cryptographic Operation (Hash Algorithm).....	57
6.1.2.7 FCS_COP.1(g) Cryptographic Operation (for keyed-hash message authentication)	58
6.1.2.8 FCS_IPSEC_EXT.1 Extended: IPsec selected.....	58
6.1.2.9 FCS_RBG_EXT.1 Extended: Cryptographic Operation (Random Bit Generation)	60
6.1.3 User Data Protection (FDP).....	60
6.1.3.1 FDP_ACC.1 Subset access control.....	60
6.1.3.2 FDP_ACF.1 Security attribute based access control	60
6.1.3.3 FDP_FXS_EXT.1 Extended: Fax separation.....	64
6.1.3.4 FDP_RIP.1(b) Subset residual information protection.....	64
6.1.4 Identification and Authentication (FIA).....	65
6.1.4.1 FIA_AFL.1 Authentication failure handling.....	65
6.1.4.2 FIA_ATD.1 User attribute definition.....	65
6.1.4.3 FIA_PMG_EXT.1 Extended: Password Management	65
6.1.4.4 FIA_PSK_EXT.1 Extended: Pre-Shared Key Composition.....	66
6.1.4.5 FIA_UAU.1 Timing of authentication.....	66
6.1.4.6 FIA_UAU.7 Protected authentication feedback.....	67
6.1.4.7 FIA_UID.1 Timing of identification.....	67
6.1.4.8 FIA_USB.1 User-subject binding	67
6.1.5 Security Management (FMT).....	68
6.1.5.1 FMT_MOF.1 Management of security functions behavior.....	68
6.1.5.2 FMT_MSA.1 Management of security attributes.....	68
6.1.5.3 FMT_MSA.3 Static attribute initialization.....	69
6.1.5.4 FMT_MTD.1 Management of TSF data.....	69
6.1.5.5 FMT_SMF.1 Specification of Management Functions	72
6.1.5.6 FMT_SMR.1 Security roles.....	72
6.1.6 Protection of the TSF (FPT).....	73
6.1.6.1 FPT_SKP_EXT.1 Extended: Protection of TSF Data	73
6.1.6.2 FPT_STM.1 Reliable time stamps.....	73
6.1.6.3 FPT_TST_EXT.1 Extended: TSF testing	73
6.1.6.4 FPT_TUD_EXT.1 Extended: Trusted Update	73
6.1.7 TOE Access (FTA)	74
6.1.7.1 FTA_SSL.3 TSF-initiated termination.....	74
6.1.8 Trusted Paths/Channels (FTP)	74
6.1.8.1 FTP_ITC.1 Inter-TSF trusted channel	74
6.1.8.2 FTP_TRP.1(a) Trusted path (for Administrators).....	75
6.1.8.3 FTP_TRP.1(b) Trusted path (for Non-administrators)	75
6.2 Security Assurance Requirements.....	76
7. TOE SUMMARY SPECIFICATION.....	77
7.1 Security Functions	77

7.1.1 Identification, Authentication and Authorization	77
7.1.1.1 Active Directory Additional Information	82
7.1.2 Access Control	82
7.1.3 Trusted Communications	84
7.1.4 Administrative Roles	86
7.1.5 Auditing	87
7.1.6 Trusted Operation	89
7.1.7 PSTN Fax-Network Separation	90
7.1.8 Data Clearing and Purging	91
7.1.9 Common Functionality Regarding Key Destruction in Flash Memory	91
7.1.10 CAVP Certificates	91
8. RATIONALE	92
8.1 Security Requirements Rationale	92
8.1.1 Rationale for Security Functional Requirements of the TOE Objectives	92

LIST OF TABLES

Table 1 - User Categories 11

Table 2 - Asset categories 11

Table 3 - User Data types 11

Table 4 - TSF Data types..... 12

Table 5 - Technical Characteristics of the MFP Models 13

Table 6 - TSF Data 15

Table 7 - Source-Destination Combinations 19

Table 8 - Technical Decision Applicability 21

Table 9 - Security Objectives rationale 31

Table 10 - TOE Security Functional Requirements 51

Table 11 - Auditable Events 53

Table 12 - D.USER.DOC Access Control SFP 61

Table 13 - D.USER.JOB Access Control SFP 63

Table 14 - Management of TSF Data 70

Table 15 - TOE Assurance Components Summary 76

Table 16 - Permissions 79

Table 17 - Identification, Authentication and Authorization SFR Details 81

Table 18 - TOE User Function Access Control 82

Table 19 - User Functions Access Control SFR Details 83

Table 20 - Trusted Communications SFR Details..... 85

Table 21 - NIST SP800-56B Conformance 85

Table 22 - Function Correspondence to Permissions 87

Table 23 - Administrative Roles SFR Details 87

Table 24 - Auditing SFR Details 89

Table 25 - Trusted Operation SFR Details 90

Table 26 - PSTN Fax-Network Separation SFR Details 90

Table 27 - Data Clearing and Purging SFR Details 91

Table 28 - CAVP Certificates 91

Table 29 - Security Functional Requirements Rationale..... 92

ACRONYMS LIST

AD.....	Active Directory
AES.....	Advanced Encryption Standard
BSD.....	Berkeley Software Distribution
CAC.....	Common Access Card
CAVP.....	Cryptographic Algorithm Validation Program
CBC.....	Cipher Block Chaining
CC.....	Common Criteria
CM.....	Configuration Management
DRBG.....	Deterministic Random Bit Generator
EAL.....	Evaluation Assurance Level
ESP.....	Encapsulating Security Payload
FAC.....	Function Access Control
FTP.....	File Transfer Protocol
GSSAPI.....	Generic Security Services Application Program Interface
GUI.....	Graphical User Interface
HTTP.....	HyperText Transfer Protocol
I&A.....	Identification & Authentication
IP.....	Internet Protocol
IPP.....	Internet Printing Protocol
IPsec.....	Internet Protocol Security
ISO.....	International Standards Organization
IT.....	Information Technology
KAT.....	Known Answer Test
KDC.....	Key Distribution Center
LAN.....	Local Area Network
LDAP.....	Lightweight Directory Access Protocol
MB.....	MegaByte
MFD.....	Multi-Function Device
MFP.....	Multi-Function Printer
NIAP.....	National Information Assurance Partnership
NTP.....	Network Time Protocol
OSP.....	Organizational Security Policy
PIV.....	Personal Identity Verification
PJL.....	Printer Job Language
PP.....	Protection Profile
PSK.....	Pre-Shared Key
PSTN.....	Public Switched Telephone Network
RBG.....	Random Bit Generator
RFC.....	Request For Comments
SFP.....	Security Function Policy
SFR.....	Security Functional Requirement
SHA.....	Secure Hash Algorithm
ST.....	Security Target
TD.....	Technical Decision
TOE.....	Target of Evaluation

TRNG **True Random Number Generator**
TSF **TOE Security Function**
UI **User Interface**
URL **Uniform Resource Locator**
USB **Universal Serial Bus**

1. Security Target Introduction

This Security Target (ST) describes the objectives, requirements and rationale for the Lexmark CX622 and CX625 Multi-Function Printers TOE. The language used in this Security Target is consistent with the *Common Criteria for Information Technology Security Evaluation, Version 3.1 Revision 5*. As such, the spelling of terms is presented using the internationally accepted English.

1.1 Security Target Reference

Lexmark CX622 and CX625 Multi-Function Printers Security Target, version 1.4, January 23, 2019.

1.2 TOE Reference

Lexmark CX622 and CX625 with firmware version CXTZJ.052.025 with Lexmark Secure Element (P/N 57X0185).

1.3 Keywords

Hardcopy, Paper, Document, Printer, Scanner, Copier, Facsimile, Fax, Document Server, Document Storage and Retrieval, Nonvolatile storage, Residual data, Temporary data, Network interface, Shared communications medium, Multifunction Device, Multifunction Product, All-In-One, MFD, MFP

1.4 TOE Overview

1.4.1 Usage and Major Security Features

The MFPs are multi-functional printer systems with scanning, fax, and networked capabilities. Their capabilities extend to walk-up scanning and copying, scanning to fax, scanning to email, and servicing print jobs through the network. The MFPs feature an integrated touch-sensitive operator panel.

The Lexmark Secure Element (Part Number 57X0185) is an optional component that must be installed in the MFP in the evaluated configuration. The Secure Element incorporates an Infineon Smart Card IC M9900 (Release A22, Infineon Part Number SLE97CSFX1M00PE). The M9900 provides a True Random Number Generator (TRNG) used by the TOE to supply entropy to the DRBG functionality provided on the mother board. The Secure Element also incorporates Lexmark application firmware enabling communication between the MFP firmware on the mother board and the M9900.

The major security features of the TOE are:

1. All Users are identified and authenticated as well as authorized before being granted permission to perform any restricted TOE functions.
2. Administrators authorize Users to use the functions of the TOE.
3. User Document Data are protected from unauthorized disclosure or alteration.
4. TSF Data, of which unauthorized disclosure threatens operational security, are protected from unauthorized disclosure.
5. TSF Data, of which unauthorized alteration threatens operational security, are protected from unauthorized alteration.

6. Document processing and security-relevant system events are recorded, and such records are protected from disclosure to anyone except for authorized personnel. Records may not be altered.

1.4.1.1 User Definitions

There are two categories of Users defined in this Security Target:

Table 1 - User Categories

Designation	Category name	Definition
U.NORMAL	Normal User	A User who has been identified and authenticated and does not have an administrative role
U.ADMIN	Administrator	A User who has been identified and authenticated and has an administrative role

1.4.1.2 Asset Definitions

Assets are passive entities in the TOE that contain or receive information. Assets are Objects (as defined by the CC). There are two categories of Assets:

Table 2 - Asset categories

Designation	Asset category	Definition
D.USER	User Data	Data created by and for Users that do not affect the operation of the TSF
D.TSF	TSF Data	Data created by and for the TOE that might affect the operation of the TSF

1.4.1.3 User Data

User Data are composed of two types:

Table 3 - User Data types

Designation	User Data type	Definition
-------------	----------------	------------

Designation	User Data type	Definition
D.USER.DOC	User Document Data	Information contained in a User's Document, in electronic or hardcopy form
D.USER.JOB	User Job Data	Information related to a User's Document or Document Processing Job

1.4.1.4 TSF Data

TSF Data are composed of two types:

Table 4 - TSF Data types

Designation	TSF Data type	Definition
D.TSF.PROT	Protected TSF Data	TSF Data for which alteration by a User who is neither the data owner nor in an Administrator role might affect the security of the TOE, but for which disclosure is acceptable
D.TSF.CONF	Confidential TSF Data	TSF Data for which either disclosure or alteration by a User who is neither the data owner nor in an Administrator role might affect the security of the TOE

1.4.2 TOE type

Multi-Function Device

1.4.3 Required Non-TOE Hardware/Software/Firmware

To be fully operational, the following items may be connected to the MFP:

1. A LAN for network connectivity. The TOE supports IPv4 and IPv6.
2. A telephone line for fax capability.

3. IT systems that submit print jobs to the MFP via the network using standard print protocols.
4. An IT system acting as the remote syslog recipient of audit event records sent from the TOE.
5. LDAP server to support Identification and Authentication (I&A). This component is optional depending on the type(s) of I&A mechanisms used.
6. Card reader and cards to support Personal Identity Verification (PIV) cards. This component is optional depending on the type(s) of I&A mechanisms used. The supported card readers is the Identiv uTrust 2700 F Contact Smart Card Reader.

1.5 TOE Description

The TOE provides the following functions related to MFPs:

1. Printing
2. Scanning
3. Copying
4. PSTN Faxing
5. Network Communication
6. Administration
7. Internal Audit Log Storage
8. Purge Data

All of the MFP models referenced in the evaluation are complete MFPs in a single unit.

All of the MFP models included in this evaluation provide the same security functionality. There are no security-relevant differences between the models included in the evaluation. Their differences are limited to minor differences in processors, color or black & white printing, and the speed of printing. The differences in the processors accommodate differences in the speed of printing and support for color operations. The following tables summarize the technical characteristics of the MFP models.

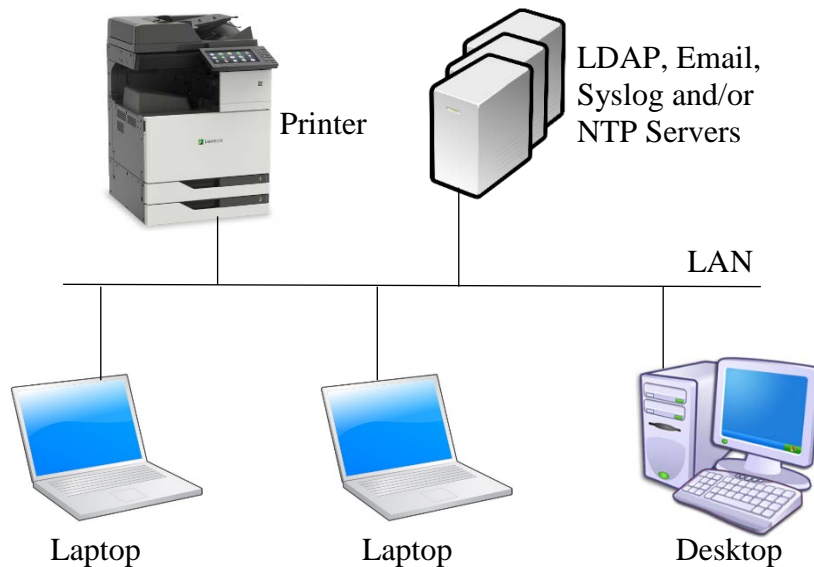
Table 5 - Technical Characteristics of the MFP Models

Model	Processor	Word Size	Color/Mono	Pages Per Minute
CX622	Marvell 88PA6270 (G2)	64-bit	Color	40
CX625	Marvell 88PA6270 (G2)	64-bit	Color	40

1.5.1 Physical Boundary

The physical boundary of the TOE is the MFP, including the Lexmark Secure Element.

Figure 1 - Representative TOE Deployment



The physical scope of the TOE also includes the following guidance documentation:

1. *Lexmark Common Criteria Installation Supplement and Administrator Guide*
2. *Lexmark Embedded Web Server – Security Administrator's Guide*
3. *Lexmark CX421, CX522, CX622, CX625, MC2325, MC2425, MC2535, MC2640, XC2235, XC2240, XC4240 User's Guide*

1.5.2 Logical Boundary

The TOE supports the security functions documented in the following sections.

1.5.2.1 Identification, Authentication and Authorization

When a touch panel or web session is initiated, the user is implicitly assumed to be the Guest (default) user. Per the evaluated configuration, the permissions for this user must be configured such that no access to TSF data or functions is allowed other than print job submission (job submission is authorized regardless of what user is logged in). Therefore, the user must successfully log in as a different user before any TSF data or functions other than print job submission may be accessed.

The TOE supports I&A with a per-user selection of Username/Password Accounts (processed by the TOE) or integration with an external LDAP server (in the operational environment) using GSSAPI/Kerberos. Smart Card authentication may also be specified for users of the touch panel.

1.5.2.2 Access Control

Access controls configured for functions (e.g. fax usage) and menu access are enforced by the TOE.

1.5.2.3 Data Encryption

The TOE protects the confidentiality and integrity of all information exchanged over the attached network by using IPsec with ESP for all network communication.

1.5.2.4 Trusted Communications

The TOE ensures communication is performed with known endpoints by using IPsec with pre-shared keys or by validating supplied certificates.

1.5.2.5 Administrative Roles

Through web browser and touch panel sessions, authorized administrators may configure access controls and perform other TOE management functions.

1.5.2.6 Auditing

The TOE generates audit event records for security-relevant events. Audit records are stored internally and securely transmitted to a remote IT system using the syslog protocol over IPsec.

1.5.2.7 Trusted Operation

Software updates are verified to ensure the authenticity of the software before being applied. During initial start-up, the TOE performs self tests on its cryptographic components and the integrity of the executable code.

1.5.2.8 PSTN Fax-Network Separation

The TOE ensures that only fax traffic is sent or received via the attached phone line. Incoming traffic is processed as fax data only; no management access or other data access is permitted. In the evaluated configuration, the only source for outgoing faxes from the TOE is the scanner.

1.6 TOE Data

1.6.1 TSF Data

Table 6 - TSF Data

Item	Description
Account Status	Login status information is associated with all accounts used to authenticate internally against a Username/Password. For each Username/Password account, the TOE tracks the number of login failures, time of the earliest login failure, and lock status.
Active Directory Configuration	Configuration information used to join an Active Directory Domain. Once joined, machine credentials are generated and the LDAP+GSSAPI Login Method parameters for communication with the Domain Controller are automatically populated.
Analog Fax - Cancel Faxes	Specifies whether pending faxes can be canceled by users.
Analog Fax - Enable Fax Receive	Specifies whether incoming faxes may be received.
Analog Fax - Holding Faxes	Defines conditions for holding incoming faxes.
Date and Time Parameters	Controls whether the time is tracked internally or from a remote NTP server. If an NTP server is used, it specifies the parameters for communication with the server.
Enable Audit	Determines if the device records events in the secure audit log and (if enabled) in the remote syslog.
Enable Fax Scans	Specifies whether users can create faxes with the device's scanner.

Item	Description
Enable HTTP Server	Enables HTTP(S) server on the TOE.
Enable Remote Syslog	Determines if the device transmits logged events to a remote server.
Fax Mode	Specifies whether the fax function is operating in Analog mode or as a Fax Server (outgoing faxes are forwarded to a fax server via SMTP).
Fax Server - Enable Analog Receive	This parameter controls whether incoming faxes are supported when operating in fax server mode
Groups	The set of Groups may be used to configure permissions for users. Each Group has a configured set of permissions. Users may belong to any number of Groups, and any User's permissions are the union of the permissions for each Group it is a member of.
Held Print Job Expiration Timer	Specifies the amount of time a received print job is saved for a user to release before it is automatically deleted.
IPSec Settings	The configuration parameters for IPSec that require IPSec with ESP for all network communication (IPv4 and/or IPv6) with certificate validation or pre-shared keys.
Job Waiting	Specifies whether a print job may be placed in the Held Jobs queue if the required resources (e.g. paper type) are not currently available, enabling subsequent print jobs to be processed immediately
Kerberos Setup	Defines the KDC Address, KDC Port, and Realm for communication with the KDC. KDC communication is required if the TOE is using the LDAP+GSSAPI login mechanism.
LDAP Certificate Required	Specifies whether a valid certificate is required to be sent by an LDAP server. Yes specifies that the server certificate is requested; if no certificate is provided or if a bad certificate is provided, the session is terminated immediately. No indicates that a certificate is not required; if a certificate is supplied and it is invalid, the session is terminated immediately.
LDAP+GSSAPI – MFP Credentials	Specifies the Username and password to be used when performing LDAP queries.
LDAP+GSSAPI Configuration	Specifies the configuration options for communicating and exchanging information with an LDAP server using GSSAPI.
LES Applications	Specifies whether enhanced service Java applications may be executed on the TOE. This parameter must be set to "Enable" during installation and is not accessible to administrators during operation.
Login Restrictions	Determines how many failed authentications are allowed within the "Failure time frame" value before the offending Username/Password account is prevented from logging in for the duration of the "Lockout time" value. The "Web Login Timeout" determines how long the web sessions can remain idle before the user is logged off automatically.
Network Port	Defines the parameters required for the TOE to communicate via the standard network port
Permissions	Permissions specify the Function Access Control (FAC) authorizations, which grant access to menus or functions (e.g. Copy). Permissions are separately configurable for the default Guest account (Public) and for each defined Group. Users other than Guest inherit the union of permissions for all Groups that they are a member of.
Remote Syslog Parameters	Defines the communication to the remote syslog system
Security Reset Jumper	Specifies the behavior of the TOE when a position change of the Security Reset Jumper is detected. No Effect indicates the jumper should be ignored. "Enable Guest Access" changes the permissions for the Guest account to provide access to all functions and menus.
Smart Card Authentication Client Configuration	Specifies parameters for validating the certificate from the card and retrieving information from Active Directory.

Item	Description
SMTP Setup Settings	Define the SMTP server to be used to send email from the TOE
SMTP Setup Settings - User-Initiated E-mail	Specifies what credentials (if any) are used to authenticate with an external SMTP server.
USB Buffer	Disables all activity via the USB device ports (with the exception of a Smart Card reader if Smart Card usage is configured).
Username/Password Accounts	Specify a list of accounts that are internally validated by username and password. For each account, a list of Group memberships are configured.
Visible Home Screen Icons	Specifies what icons should be displayed on the touch panel home screen.

1.7 Evaluated Configuration

The following configuration options apply to the evaluated configuration of the TOE:

1. The B/W Print and Color Print permissions must be configured for the Public permissions, which apply to all users including the Guest user. These permissions authorize the MFP to accept print jobs from remote IT systems. No other permissions may be configured for the Public permissions.
2. No optional network interfaces are installed on the MFPs. Note that one physical LAN interface is standard on all MFPs.
3. No optional parallel or serial interfaces are installed on the MFPs. These are for legacy connections to specific IT systems only.
4. All USB ports on the MFPs that perform document processing functions (print, scan, fax send) are disabled via configuration. In the operational environments in which the Common Criteria evaluated configuration is of interest, the users typically require that all USB ports are disabled. If Smart Card authentication is used, the card reader is physically connected to a specific USB port during TOE installation; in the evaluated configuration this USB port is limited in functionality to acting as the interface to the card reader. A reader is shipped with the MFP. If Smart Card authentication is not used, the card reader may be left unconnected.
5. Operational management functions are performed via browser sessions to the embedded web server or via the management menus available through the touch panel.
6. Access controls are configured for all TSF data so that only authorized administrators are permitted to manage those parameters.
7. All network communication is required to use IPSec with ESP to protect the confidentiality and integrity of the information exchanged, including management sessions that exchange D.TSF.CONF and D.TSF.PROT. Certificates presented by remote IT systems are validated.
8. Because all network traffic is required to use IPSec with ESP, syslog records sent to a remote IT system also are protected by IPSec with ESP.
9. I&A may use Username/Password Accounts and/or the LDAP+GSSAPI login method on a per-user basis. Smart Card authentication may be used for touch panel users. No other

I&A mechanisms are included in the evaluation because they provide significantly lower strength than the supported mechanisms.

10. LDAP+GSSAPI and Smart Card authentication require integration with an external LDAP server such as Active Directory. This communication uses default certificates; the LDAP server must provide a valid certificate to the TOE. Binds to LDAP servers for LDAP+GSSAPI use device credentials (not anonymous bind) so that the information retrieved from Active Directory can be restricted to a specific MFP. Binds to LDAP servers for Smart Card authentication use user credentials from the card (not anonymous bind) so that the information retrieved from Active Directory can be restricted to a specific user.
11. Audit event records are transmitted to a remote IT system as they are generated using the syslog protocol.
12. The severity level of audit events to log must be set to 5 (Notice).
13. User data sent by the MFP in email messages is sent as an attachment (not as a web link).
14. No Java applications other than those stated in this section are loaded into the MFP by Administrators. These applications are referred to as eSF applications in end user documentation. The following eSF applications are installed by an administrator during TOE installation and must be enabled: "Smart Card Authentication".
15. The following eSF applications are installed by an administrator during TOE installation and must be enabled if PIV smart card authentication is used: "Smart Card Authentication Client", "PIV Smart Card Driver", and "Background and Idle Screen".
16. All other eSF applications installed by Lexmark before the TOE is shipped must be disabled.
17. No option card for downloadable emulators is installed in the TOE.
18. Incoming faxes are always held until released by an authorized administrator.
19. Fax forwarding is disabled to limit the destinations for incoming faxes to the local printer only.
20. NPAP, PJP and Postscript have the ability to modify system settings. The capabilities specific to modifying system settings via these protocols are disabled.
21. All administrators must be authorized for all of the document processing functions (print, copy, scan, fax).
22. All network print jobs are held until released via the touch panel. Every network print job must include a PJP SET USERNAME statement to identify the userid of the owner of the print job. Held print jobs may only be released by an authenticated user with the same userid as specified in the print job.
23. All incoming fax jobs are held until released via the touch panel. Held fax jobs may only be released by an authenticated user with the U.ADMIN role.
24. Administrators are directed (through operational guidance) to specify passwords adhering to the following composition rules for Username/Password Accounts:

- A minimum of 8 characters (note that the minimum size is configurable and can be set to a minimum of 15 characters)
- At least one lower case letter, one upper case letter, and one non-alphabetic character
- No dictionary words or permutations of the user name

25. Simple Network Management Protocol (SNMP) support is disabled.

26. Internet Printing Protocol (IPP) support is disabled.

27. All unnecessary network ports are disabled.

28. The supported Diffie-Hellman groups for IKE are Group 14 (2048-bit MODP) and Group 24 (2048-bit MODP with 256-bit POS).

The following table defines the combinations of possible input sources and destinations that are included in the evaluated configuration. In the table, the following meanings are used:

- “May Be Disabled Or Restricted” indicates that the functionality is included in the evaluation but may be disabled or restricted to an authorized set of users at the discretion of an administrator
- “Disabled” indicates the functionality exists within the TOE but is always disabled by an administrator for the evaluated configuration
- “n/a” indicates the functionality does not exist in the TOE

Table 7 - Source-Destination Combinations

Destination	Source	Print Protocols (via the Network Interface)	Scanner	Incoming Fax
Printer		May Be Disabled Or Restricted	May Be Disabled Or Restricted	May Be Disabled Or Restricted
Outgoing Fax		Disabled	May Be Disabled Or Restricted	Disabled
Email (via the Network Interface)		n/a	May Be Disabled Or Restricted	Disabled
FTP (via the Network Interface)		n/a	Disabled	Disabled

1.8 Functionality Supported But Not Evaluated

The following functionality is supported in the product but is not included in the evaluation.

1. In addition to Personal Identity Verification (PIV) cards, Common Access Card (CAC) and Secret Internet Protocol Router Network (SIPRNet) cards are also supported.
2. In addition to the Identiv uTrust 2700 F Contact Smart Card Reader, the following card readers are also supported:
 - a. Identiv uTrust 2700 R Contact Smart Card Reader,
 - b. Omnikey 3121 SmartCard Reader,

- c. Any other Omnikey SmartCard Readers that share the same USB Vendor IDs and Product IDs with the Omnikey 3121 (example Omnikey 3021),
- d. SCM SCR 331,
- e. SCM SCR 3310v2.

2. Conformance Claims

2.1 Common Criteria Conformance

Common Criteria version: Version 3.1 Revision 5

Common Criteria conformance: Part 2 extended and Part 3 conformant

2.2 Protection Profile Conformance

This Security Target claims exact conformance to the Protection Profile for Hardcopy Devices [HCD], version 1.0, dated September 10, 2015 as modified by Errata #1 dated June 2017.

The following table states whether each of the NIAP [Technical Decisions](#) (TDs) issued to date that are applicable to [HCD] are applicable to this TOE.

Table 8 - Technical Decision Applicability

TD	Applicable	Exclusion Rationale
TD0074 - FCS_CKM.1(a) Requirement in HCD PP v1.0	Yes	
TD0157 - FCS_IPSEC_EXT.1.1 - Testing SPDs	Yes	
TD0176: FDP_DSK_EXT.1.2 - SED Testing	No	The TD is associated with FDP_DSK_EXT.1. The TOE does not include FDP_DSK_EXT.1 functionality.
TD0219 - NIAP Endorsement of Errata for HCD PP v1.0	Yes	
TD0253: Assurance Activities for Key Transport	No	The TD is associated with FCS_COP.1(i). The TOE does not include FCS_COP.1(i) functionality.
TD0261 - Destruction of CSPs in flash	Yes	
TD0299: Update to FCS_CKM.4 Assurance Activities	Yes	

3. Security Problem Definition

The following Security Problem Definition is reproduced from [HCD]. Note that paragraph numbering shown in this chapter corresponds to paragraph numbers in [HCD].

The Security Problem Definition (SPD) is divided into two parts. This first part describes Assets, Threats, and Organizational Security Policies, in narrative form. [Brackets] indicate a reference to the second part, formal definitions of Users, Assets, Threats, Organizational Security Policies, and Assumptions, which appear in Appendix A of [HCD].

Note: From this point in the document, the Target of Evaluation will be referred to by the acronym “TOE” (Target of Evaluation) instead of by the product category “HCD” (Hardcopy Device).

3.1 Users

A conforming TOE must define at least the following two User roles:

1. Normal Users [U.NORMAL] who are identified and authenticated and do not have an administrative role.
2. Administrators [U.ADMIN] who are identified and authenticated and have an administrative role.

A conforming TOE may allow additional roles, sub-roles, or groups. In particular, a conforming TOE may allow several administrative roles that have authority to administer different aspects of the TOE.

Note that a User can be a human user or an external IT entity.

Additional details about Users are in Appendix A.1 of [HCD].

3.2 Assets

From a User’s perspective, the primary Asset to be protected in a TOE is User Document Data [D.USER.DOC]. A User’s job instructions, User Job Data [D.USER.JOB] (information related to a User’s Document or Document Processing Job), may also be protected if their compromise impacts the protection of User Document Data. Together, User Document Data and User Job Data are considered to be User Data.

As an illustrative example, data sent by a Network User for printing contains a User’s Document [D.USER.DOC] which must not be accessed by anyone else,

and job instructions such as the destination to send scanned Documents [D.USER.JOB] which must not be altered by anyone else.

From an Administrator's perspective, the primary Asset to be protected in a TOE is data that is used to configure and monitor the secure operation of the TOE. This kind of data is considered to be TOE Security Functionality (TSF) Data.

There are two broad categories for this kind of data:

1. Protected TSF Data, which may be read by any User but must be protected from unauthorized modification and deletion [D.TSF.PROT]; and,
2. Confidential TSF Data, which may neither be read nor modified or deleted except by authorized Users [D.TSF.CONF].

An illustrative example is data that is used by the TOE to identify and authenticate authorized Users. Typically, a username that is used for identification may be read by anyone but must be protected from unauthorized modification and deletion [D.TSF.PROT]. In contrast, a User's password that is used for authentication must be confidential, prohibiting any Unauthorized Access [D.TSF.CONF].

If TSF Data is compromised, it can be used for a variety of malicious purposes that include elevation of privileges, accessing stored Documents, redirecting the destination of processed Documents, masquerading as an authorized User or Administrator, altering the operating software of the TOE, and attacking External IT Entities.

In a conforming TOE, TSF Data is clearly identified and categorized as either Protected TSF Data or Confidential TSF Data.

From a network security perspective, it is important to ensure the secure operation of the TOE and other IT entities in its Operational Environment. Since the Operational Environment is outside of the TOE, Organizational Security Policies are employed to address protection of the Operational Environment.

Additional details about assets are in Appendix A.2 of [HCD].

3.3 Threats

The following are Threats against the TOE that are countered by conforming products. Additional details about threats are in Appendix A.3 of [HCD].

3.3.1 Unauthorized Access to User Data

An attacker may access (read, modify, or delete) User Document Data or change (modify or delete) User Job Data in the TOE through one of the TOE's interfaces [T.UNAUTHORIZED_ACCESS]. For example, depending on the design of the TOE, the attacker might access the printed output of a Network User's print job, or modify the instructions for a job that is waiting in a queue, or read User Document Data that is in a User's private or group storage area.

3.3.2 Unauthorized Access to TSF Data

An attacker may gain Unauthorized Access to TSF Data in the TOE through one of the TOE's interfaces [T.TSF_COMPROMISE]. For example, depending on the design of the TOE, the attacker might use Unauthorized Access to TSF Data to elevate their own privileges, alter an Address Book to redirect output to a different destination, or use the TOE's Credentials to gain access to an external server.

An attacker may cause the installation of unauthorized software on the TOE [T.UNAUTHORIZED_UPDATE]. For example, unauthorized software could be used to gain access to information that is processed by the TOE, or to attack other systems on the LAN.

3.3.3 Network Communication Attacks

An attacker may access data in transit or otherwise compromise the security of the TOE by monitoring or manipulating network communication [T.NET_COMRPOMISE]. For example, here are several ways that network communications could be compromised: By monitoring clear-text communications on a wired LAN, the attacker might obtain User Document Data, User Credentials, or system Credentials, or hijack an interactive session. The attacker might record and replay a network communication session in order to log into the TOE as an authorized User to access Documents or as an authorized Administrator to change security settings. The attacker might masquerade as a trusted system on the LAN in order to receive outgoing scan jobs, to record the transmission of system Credentials, or to send malicious data to the TOE.

3.3.4 Malfunction

A malfunction of the TSF may cause loss of security if the TOE is permitted to operate while in a degraded state [T.TSF_FAILURE]. Hardware or software malfunctions can produce unpredictable results, with a possibility that security functions will not operate correctly.

3.4 Organizational Security Policies

The following are Organizational Security Policies (OSPs) that are upheld by conforming products. Additional details about OSPs are in Appendix A.4 of [HCD].

3.4.1 User Authorization

Users must be authorized before performing Document Processing and administrative functions [P.AUTHORIZATION]. Authorization allows the TOE Owner to control who is able to use the resources of the TOE and who is permitted to perform administrative functions.

3.4.2 Auditing

Security-relevant activities must be audited and the log of such actions must be protected and transmitted to an External IT Entity [P.AUDIT]. Stored on an External IT Entity (or, optionally, also in the TOE), an audit trail makes it possible for authorized personnel to review and identify suspicious activities and to account for TOE use as may be required by site policy or regulations.

3.4.3 Protected Communications

The TOE must be able to identify itself to other devices on the LAN [P.COMMS_PROTECTION]. Assuring identification helps prevent an attacker from masquerading as the TOE in order to receive incoming print jobs, recording the transmission of User Credentials, or sending malicious data to External IT Entities.

3.4.4 PSTN Fax-Network Separation

If the TOE includes a PSTN fax function, it will ensure separation between the PSTN fax line and the LAN [P.FAX_FLOW]. The TOE is assumed to be in an Operational Environment that is protected, such as by an external firewall. However, the PSTN fax modem may be connected to a public switched telephone network. Ensuring separation of the PSTN fax and network prevents an attacker from using the PSTN fax modem to bypass the firewall or other external protection to access the protected environment.

3.4.5 Purge Data

The TOE shall provide a function that an authorized administrator can invoke to make all customer-supplied User Data and TSF Data permanently irretrievable from Nonvolatile Storage Devices [P.PURGE_DATA]. A customer may be concerned that

data which is considered confidential in the Operational Environment may remain in Nonvolatile Storage Devices in the TOE after the TOE is permanently removed from its Operational Environment to be decommissioned from service or to be redeployed to a different Operational Environment. Such customers desire that all customer-supplied User Data and TSF Data be purged from the TOE so that it cannot be retrieved outside of the Operational Environment.

3.5 Assumptions

The following assumptions must be upheld so that the objectives and requirements can effectively counter the threats described in this Protection Profile. Additional details about assumptions are in Appendix A.5 of [HCD].

3.5.1 Physical Security

Physical security, commensurate with the value of the TOE and the data it stores or processes, is assumed to be provided by the environment [A.PHYSICAL]. The TOE is assumed to be located in a physical environment that is controlled or monitored such that a physical attack is prevented or detected.

3.5.2 Network Security

The Operational Environment is assumed to protect the TOE from direct, public access to its LAN interface [A.NETWORK]. The TOE is not intended to withstand network-based attacks from an unmanaged network environment.

3.5.3 Administrator Trust

TOE Administrators are trusted to administer the TOE according to site security policies [A.TRUSTED_ADMIN]. It is the responsibility of the TOE Owner to only authorize administrators who are trusted to configure and operate the TOE according to site policies and to not use their privileges for malicious purposes.

3.5.4 User Training

Authorized Users are trained to use the TOE according to site security policies [A.TRAINED_USERS]. It is the responsibility of the TOE Owner to only authorize Users who are trained to use the TOE according to site policies.

4. Security Objectives

The following Security Objectives are reproduced from [HCD]. Note that paragraph numbering shown in this chapter corresponds to paragraph numbers in [HCD].

4.1 Security Objectives for the TOE

The following Security Objectives must be fulfilled by the TOE. Additional details about objectives for the TOE are in Appendices A.6 and A.7 of [HCD].

4.1.1 User Authorization

The TOE shall perform authorization of Users in accordance with security policies [O.USER_AUTHORIZATION].

This objective supports the policy that Users are authorized to administer the TOE or perform Document Processing functions that consume TOE resources. Users must be authorized to perform any of the Document Processing functions present in the TOE.

The mechanism for authorization is implemented within the TOE, and it may also depend on a trusted External IT Entity. If a conforming TOE supports more than one mechanism, then each should be evaluated as separate modes of operation.

In the case of printing (if that function is present in the TOE), User authorization may take place after the job has been submitted but must take place before printed output is made available to the User.

Users must be authorized to perform PSTN fax sending functions and document storage and retrieval functions, if such functions are provided by the conforming TOE.

Note that the TOE can receive a PSTN fax without any User authorization, but the received Document is subject to access controls.

4.1.2 User Identification and Authentication

The TOE shall perform identification and authentication of Users for operations that require access control, User authorization, or Administrator roles [O.USER_I&A].

The mechanism for identification and authentication (I&A) is implemented within the TOE, and it may also depend on a trusted External IT Entity (e.g., LDAP, Kerberos, or Active Directory). If a conforming TOE supports more than one mechanism, then each should be evaluated as separate modes of operation.

4.1.3 Access Control

The TOE shall enforce access controls to protect User Data and TSF Data in accordance with security policies [O.ACCESS_CONTROL].

The guiding principles for access control security policies in this PP are:

- User Document Data [D.USER.DOC] can be accessed only by the Document owner or an Administrator.
- User Job Data [D.USER.JOB] can be read by any User but can be modified only by the Job Owner or an Administrator.
- Protected TSF Data [D.TSF.PROT] are data that can be read by any User but can be modified only by an Administrator or (in certain cases) a Normal User who is the owner of or otherwise associated with that data.
- Confidential TSF Data [D.TSF.CONF] are data that can only be accessed by an Administrator or (in certain cases) a Normal User who is the owner of or otherwise associated with that data.

The Security Target of a conforming TOE must clearly specify its access control policies for User Data and TSF Data.

4.1.4 Administrator Roles

The TOE shall ensure that only authorized Administrators are permitted to perform administrator functions [O.ADMIN_ROLES].

This objective addresses the need to have at least one Administrator role that is distinct from Normal Users. A conforming TOE may have specialized Administrator sub-roles, such as for device management, network management, or audit management.

4.1.5 Software Update Verification

The TOE shall provide mechanisms to verify the authenticity of software updates [O.UPDATE_VERIFICATION].

This objective addresses the concern that malicious software may be introduced into the TOE as a software update. Verifying authenticity, such as with a digital signature or published hash, is required. Access control by itself does not satisfy this objective.

4.1.6 Self-test

The TOE shall test some subset of its security functionality to help ensure that subset is operating properly [O.TSF_SELF_TEST].

A malfunction of the TOE may compromise its security if the malfunction is not detected and the TOE is allowed to operate. Self-test is intended to detect such malfunctions. It is performed during power-up.

4.1.7 Communications Protection

The TOE shall have the capability to protect LAN communications of User Data and TSF Data from Unauthorized Access, replay, and source/destination spoofing [O.COMMS_PROTECTION].

This objective addresses the common concerns of network communications:

- Sensitive data or Credentials are obtained by monitoring LAN data outside of the TOE.
- A successfully authenticated session is captured and replayed on the LAN, permitting the attacker to masquerade as the authenticated User.
- Sensitive data or Credentials are obtained by redirecting communications from the TOE or from an External IT Entity to a malevolent destination.

4.1.8 Auditing

The TOE shall generate audit data, and be capable of sending it to a trusted External IT Entity. Optionally, it may store audit data in the TOE [O.AUDIT].

The TOE must be able to send audit data to a trusted External IT Entity (e.g., an audit server such as a syslog server). Audit data may also be stored in the TOE with appropriate access controls to ensure confidentiality and integrity. If a conforming TOE supports both mechanisms, then each should be evaluated as separate modes of operation.

4.1.9 PSTN Fax-Network Separation (conditionally mandatory)

If the TOE provides a PSTN fax function, then the TOE shall ensure separation of the PSTN fax telephone line and the LAN, by system design or active security function [O.FAX_NET_SEPARATION].

This objective addresses customer concerns about having a telephone line connected to a device that is inside their firewall. Depending on implementation, it may be satisfied in different ways, such as by system architecture (no data path from the

PSTN fax interface to the network interface), by system design (fax chipset recognizes only PSTN fax protocols), or by active security function (flow control).

4.1.10 Purge Data (optional)

The TOE provides a function that an authorized administrator can invoke to make all customer-supplied User Data and TSF Data permanently irretrievable from Nonvolatile Storage Devices [O.PURGE_DATA]. This objective addresses customer concerns that data that is protected in the Operational Environment may remain in Nonvolatile Storage Devices after the TOE is permanently removed from its Operational Environment to be decommissioned from service or to be redeployed to a different Operational Environment.

4.2 Security Objectives for the Operational Environment

The following Security Objectives must be provided by the Operational Environment. Additional details about objectives for the Operational Environment are in Appendix A.7 of [HCD].

4.2.1 Physical Protection

The Operational Environment shall provide physical security, commensurate with the value of the TOE and the data it stores or processes [OE.PHYSICAL_PROTECTION].

Due to its intended function, this kind of TOE must be physically accessible to authorized Users, but it is not expected to be hardened against physical attacks. Therefore, the environment must provide an appropriate level of physical protection or monitoring to prevent physical attacks.

4.2.2 Network Protection

The Operational Environment shall provide network security to protect the TOE from direct, public access to its LAN interface [OE.NETWORK_PROTECTION].

This kind of TOE is not intended to be directly connected to a hostile network. Therefore, the environment must provide an appropriate level of network isolation.

4.2.3 Trusted Administrators

The TOE Owner shall establish trust that Administrators will not use their privileges for malicious purposes [OE.ADMIN_TRUST].

Administrators have privileges that can be misused for malicious purposes. It is the responsibility of the TOE Owner to grant administrator privileges only to individuals whom the TOE Owner trusts.

4.2.4 Trained Users

The TOE Owner shall ensure that Users are aware of site security policies and have the competence to follow them [OE.USER_TRAINING].

Site security depends on a combination of TOE security functions and appropriate use of those functions by Normal Users. Manufacturers may provide guidance to the TOE Owner regarding the TOE security functions that apply to Normal Users.

4.2.5 Trained Administrators

The TOE Owner shall ensure that Administrators are aware of site security policies and have the competence to use manufacturer’s guidance to correctly configure the TOE and protect passwords and keys accordingly [OE.ADMIN_TRAINING].

This kind of TOE may have many options for enabling and disabling security functions. Administrators must be able to understand and configure the TOE security functions to enforce site security policies.

4.3 Security Objectives Rationale

The following rationale is reproduced from [HCD].

Table 9 - Security Objectives rationale

Threat/Policy/Assumption	Rationale
<p>T.UNAUTHORIZED_ACCESS</p> <p><i>An attacker may access (read, modify, or delete) User Document Data or change (modify or delete) User Job Data in the TOE through one of the TOE’s interfaces.</i></p>	<p>O.ACCESS_CONTROL restricts access to User Data in the TOE to authorized Users.</p> <p>O.USER_I&A provides the basis for access control.</p> <p>O.ADMIN_ROLES restricts the ability to authorize Users and set access controls to authorized Administrators.</p>

Threat/Policy/Assumption	Rationale
<p>T.TSF_COMPROMISE</p> <p><i>An attacker may gain Unauthorized Access to TSF Data in the TOE through one of the TOE's interfaces.</i></p>	<p>O.ACCESS_CONTROL restricts access to TSF Data in the TOE to authorized Users.</p> <p>O.USER_I&A provides the basis for access control.</p> <p>O.ADMIN_ROLES restricts the ability to authorize Users and set access controls to authorized Administrators.</p>
<p>T.TSF_FAILURE</p> <p><i>A malfunction of the TSF may cause loss of security if the TOE is permitted to operate.</i></p>	<p>O.TSF_SELF_TEST prevents the TOE from operating if a malfunction is detected.</p>
<p>T.UNAUTHORIZED_UPDATE</p> <p><i>An attacker may cause the installation of unauthorized software on the TOE.</i></p>	<p>O.UPDATE_VERIFICATION verifies the authenticity of software updates.</p>
<p>T.NET_COMPROMISE</p> <p><i>An attacker may access data in transit or otherwise compromise the security of the TOE by monitoring or manipulating network communication.</i></p>	<p>O.COMMS_PROTECTION protects LAN communications from sniffing, replay, and man-in-the-middle attacks.</p>
<p>P.AUTHORIZATION</p> <p><i>Users must be authorized before performing Document Processing and administrative functions.</i></p>	<p>O.USER_AUTHORIZATION restricts the ability to perform Document Processing and administrative functions to authorized Users.</p> <p>O.USER_I&A provides the basis for authorization.</p> <p>O.ADMIN_ROLES restricts the ability to authorize Users to authorized Administrators.</p>

Threat/Policy/Assumption	Rationale
<p>P.AUDIT</p> <p><i>Security-relevant activities must be audited and the log of such actions must be protected and transmitted to an External IT Entity.</i></p>	<p>O.AUDIT requires the generation of audit data.</p> <p>O.ACCESS_CONTROL restricts access to audit data in the TOE to authorized Users.</p> <p>O.USER_AUTHORIZATION provides the basis for authorization.</p>
<p>P.COMMS_PROTECTION</p> <p><i>The TOE must be able to identify itself to other devices on the LAN.</i></p>	<p>O.COMMS_PROTECTION protects LAN communications from man-in-the-middle attacks.</p>
<p>P.FAX_FLOW</p> <p><i>If the TOE provides a PSTN fax function, it will ensure separation between the PSTN fax line and the LAN.</i></p>	<p>O.FAX_NET_SEPARATION requires a separation between the PSTN fax line and the LAN.</p>
<p>P.PURGE_DATA</p> <p><i>The TOE shall provide a function that an authorized administrator can invoke to make all customer-supplied User Data and TSF Data permanently irretrievable from Nonvolatile Storage Devices.</i></p>	<p>O.PURGE_DATA provides a function that makes all customer-supplied User Data and TSF Data permanently irretrievable from Nonvolatile Storage Devices when invoked by an authorized administrator.</p>
<p>A.PHYSICAL</p> <p><i>Physical security, commensurate with the value of the TOE and the data it stores or processes, is assumed to be provided by the environment.</i></p>	<p>OE.PHYSICAL_PROTECTION establishes a protected physical environment for the TOE.</p>
<p>A.NETWORK</p> <p><i>The Operational Environment is assumed to protect the TOE from direct, public access to its LAN interface.</i></p>	<p>OE.NETWORK_PROTECTION establishes a protected LAN environment for the TOE.</p>

Threat/Policy/Assumption	Rationale
<p>A.TRUSTED_ADMIN</p> <p><i>TOE Administrators are trusted to administer the TOE according to site security policies.</i></p>	<p>OE.ADMIN_TRUST establishes responsibility of the TOE Owner to have a trusted relationship with Administrators.</p>
<p>A.TRAINED_USERS</p> <p><i>Authorized Users are trained to use the TOE according to site security policies.</i></p>	<p>OE.ADMIN_TRAINING establishes responsibility of the TOE Owner to provide appropriate training for Administrators.</p> <p>OE.USER_TRAINING establishes responsibility of the TOE Owner to provide appropriate training for Users.</p>

5. Extended Components Definition

The following extended components defined in [HCD] are used in this Security Target. The following information is copied from [HCD]; note that paragraph numbering shown in this chapter corresponds to paragraph numbers in [HCD].

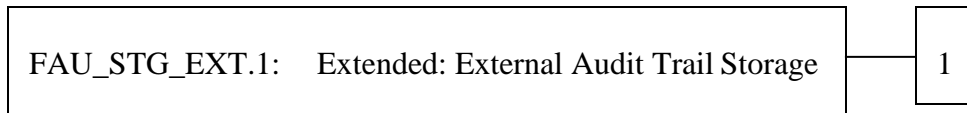
5.1 Extended SFR Component Definitions

5.1.1 FAU_STG_EXT Extended: External Audit Trail Storage

Family Behavior:

This family defines requirements for the TSF to ensure that secure transmission of audit data from TOE to an External IT Entity.

Component leveling:



FAU_STG_EXT.1 External Audit Trail Storage requires the TSF to use a trusted channel implementing a secure protocol.

Management:

The following actions could be considered for the management functions in FMT:

- The TSF shall have the ability to configure the cryptographic functionality.

Audit:

The following actions should be auditable if FAU_GEN Security Audit Data Generation is included in the PP/ST:

- There are no auditable events foreseen.

FAU_STG_EXT.1 Extended: Protected Audit Trail Storage

Hierarchical to: No other components.

Dependencies: FAU_GEN.1 Audit data generation,
FTP_ITC.1 Inter-TSF trusted channel

FAU_STG_EXT.1.1 The TSF shall be able to transmit the generated audit data to an External IT Entity using a trusted channel according to FTP_ITC.1.

Rationale:

The TSF is required that the transmission of generated audit data to an External IT Entity which relies on a non-TOE audit server for storage and review of audit records. The storage of these audit records and the ability to allow the administrator to review these audit records is provided by the Operational Environment in that case. The Common Criteria does not provide a suitable SFR for the transmission of audit data to an External IT Entity.

This extended component protects the audit records, and it is therefore placed in the FAU class with a single component.

5.1.2 FCS_CKM_EXT Extended: Cryptographic Key Management

Family Behavior:

This family addresses the management aspects of cryptographic keys. Especially, this extended component is intended for cryptographic key destruction.

Component leveling:



FCS_CKM_EXT.4 Cryptographic Key Material Destruction ensures not only keys but also key materials that are no longer needed are destroyed by using an approved method.

Management:

The following actions could be considered for the management functions in FMT:

- There are no management actions foreseen.

Audit:

The following actions should be auditable if FAU_GEN Security Audit Data Generation is included in the PP/ST:

- There are no auditable events foreseen.

FCS_CKM_EXT.4 Extended: Cryptographic Key Material Destruction

Hierarchical to: No other components.

Dependencies: [FCS_CKM.1(a) Cryptographic Key Generation (for asymmetric keys), or
FCS_CKM.1(b) Cryptographic key generation (Symmetric Keys)], FCS_CKM.4 Cryptographic key destruction

FCS_CKM_EXT.4.1 The TSF shall destroy all plaintext secret and private cryptographic keys and cryptographic critical security parameters when no longer needed.

Rationale:

Cryptographic Key Material Destruction is to ensure the keys and key materials that are no longer needed are destroyed by using an approved method, and the Common Criteria does not provide a suitable SFR for the Cryptographic Key Material Destruction.

This extended component protects the cryptographic key and key materials against exposure, and it is therefore placed in the FCS class with a single component.

5.1.3 FCS_IPSEC_EXT Extended: IPsec selected

Family Behavior:

This family addresses requirements for protecting communications using IPsec.

Component leveling:



FCS_IPSEC_EXT.1 IPsec requires that IPsec be implemented as specified.

Management:

The following actions could be considered for the management functions in FMT:

- There are no management actions foreseen.

Audit:

The following actions should be auditable if FAU_GEN Security Audit Data Generation is included in the PP/ST:

- Failure to establish an IPsec SA

FCS_IPSEC_EXT.1 Extended: IPsec selected

Hierarchical to: No other components.

Dependencies: FIA_PSK_EXT.1 Extended: Pre-Shared Key Composition
FCS_CKM.1(a) Cryptographic Key Generation (for asymmetric keys)
FCS_COP.1(a) Cryptographic Operation (Symmetric encryption/decryption)
FCS_COP.1(b) Cryptographic Operation (for signature generation/verification)
FCS_COP.1(c) Cryptographic Operation (Hash Algorithm)
FCS_COP.1(g) Cryptographic Operation (for keyed-hash message authentication)

FCS_RBG_EXT.1 Extended: Cryptographic Operation
(Random Bit Generation)

- FCS_IPSEC_EXT.1.1** The TSF shall implement the IPsec architecture as specified in RFC 4301.
- FCS_IPSEC_EXT.1.2** The TSF shall implement [selection: tunnel mode, transport mode].
- FCS_IPSEC_EXT.1.3** The TSF shall have a nominal, final entry in the SPD that matches anything that is otherwise unmatched, and discards it.
- FCS_IPSEC_EXT.1.4** The TSF shall implement the IPsec protocol ESP as defined by RFC 4303 using [selection: *the cryptographic algorithms AES-CBC-128 (as specified by RFC 3602) together with a Secure Hash Algorithm (SHA)-based HMAC, AES-CBC-256 (as specified by RFC 3602) together with a Secure Hash Algorithm (SHA)-based HMAC, AES-GCM-128 as specified in RFC 4106, AES-GCM-256 as specified in RFC 4106*].
- FCS_IPSEC_EXT.1.5** The TSF shall implement the protocol: [selection: *IKEv1, using Main Mode for Phase 1 exchanges, as defined in RFCs 2407, 2408, 2409, RFC 4109, [selection: no other RFCs for extended sequence numbers, RFC 4304 for extended sequence numbers], and [selection: no other RFCs for hash functions, RFC 4868 for hash functions]; IKEv2 as defined in RFCs 5996 [selection: with no support for NAT traversal, with mandatory support for NAT traversal as specified in section 2.23], and [selection: no other RFCs for hash functions, RFC 4868 for hash functions]*].
- FCS_IPSEC_EXT.1.6** The TSF shall ensure the encrypted payload in the [selection: *IKEv1, IKEv2*] protocol uses the cryptographic algorithms AES-CBC-128, AES-CBC-256 as specified in RFC 3602 and [selection: *AES-GCM-128, AES-GCM-256 as specified in RFC 5282, no other algorithm*].
- FCS_IPSEC_EXT.1.7** The TSF shall ensure that IKEv1 Phase 1 exchanges use only main mode.
- FCS_IPSEC_EXT.1.8** The TSF shall ensure that [selection: *IKEv2 SA lifetimes can be established based on [selection: number of packets/number of bytes; length of time, where the time values can be limited to: 24 hours for Phase 1 SAs and 8 hours for Phase 2 SAs]; IKEv1 SA lifetimes can be established based on*

[selection: *number of packets/number of bytes ; length of time, where the time values can be limited to: 24 hours for Phase 1 SAs and 8 hours for Phase 2 SAs*]].

FCS_IPSEC_EXT.1.9 The TSF shall ensure that all IKE protocols implement DH Groups 14 (2048-bit MODP), and [selection: *24 (2048-bit MODP with 256-bit POS), 19 (256-bit Random ECP), 20 (384-bit Random ECP), 5 (1536-bit MODP)*], [assignment: *other DH groups that are implemented by the TOE*], no other DH groups].

FCS_IPSEC_EXT.1.10 The TSF shall ensure that all IKE protocols perform Peer Authentication using the [selection: *RSA, ECDSA*] algorithm and Pre-shared Keys.

Rationale:

IPsec is one of the secure communication protocols, and the Common Criteria does not provide a suitable SFR for the communication protocols using cryptographic algorithms.

This extended component protects the communication data using cryptographic algorithms, and it is therefore placed in the FCS class with a single component.

5.1.4 FCS_RBG_EXT Extended: Cryptographic Operation (Random Bit Generation)

Family Behavior:

This family defines requirements for random bit generation to ensure that it is performed in accordance with selected standards and seeded by an entropy source.

Component leveling:



FCS_RBG_EXT.1 Random Bit Generation requires random bit generation to be performed in accordance with selected standards and seeded by an entropy source.

Management:

The following actions could be considered for the management functions in FMT:

- There are no management actions foreseen.

Audit:

The following actions should be auditable if FAU_GEN Security Audit Data Generation is included in the PP/ST:

- There are no auditable events foreseen.

FCS_RBG_EXT.1 Extended: Random Bit Generation

Hierarchical to: No other components.

Dependencies: No dependencies.

FCS_RBG_EXT.1.1 The TSF shall perform all deterministic random bit generation services in accordance with [selection: *ISO/IEC 18031:2011, NIST SP 800-90A*] using [selection: *Hash_DRBG (any), HMAC_DRBG (any), CTR_DRBG (AES)*].

FCS_RBG_EXT.1.2 The deterministic RBG shall be seeded by an entropy source that accumulates entropy from [selection: [assignment: *number of software-based sources*] *software-based noise source(s)*, [assignment: *number of hardware-based sources*] *hardware-based noise source(s)*] with a minimum of [selection: *128 bits, 256 bits*] of entropy at least equal to the greatest security strength, according to ISO/IEC 18031:2011 Table C.1 “Security strength table for hash functions”, of the keys and hashes that it will generate.

Rationale:

Random bits/number will be used by the SFRs for key generation and destruction, and the Common Criteria does not provide a suitable SFR for the random bit generation.

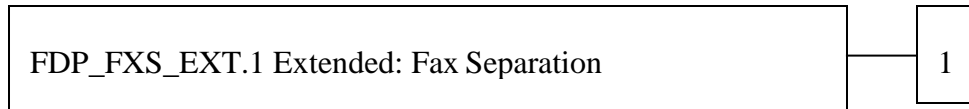
This extended component ensures the strength of encryption keys, and it is therefore placed in the FCS class with a single component.

5.1.5 FDP_FXS_EXT **Extended: Fax Separation**

Family Behavior:

This family addresses the requirements for separation between Fax PSTN line and the LAN to which TOE is connected.

Component leveling:



FDP_FXS_EXT.1 Fax Separation, requires the fax interface cannot be used to create a network bridge between a PSTN and a LAN to which TOE is connected.

Management:

The following actions could be considered for the management functions in FMT:

- There are no management actions foreseen.

Audit:

The following actions should be auditable if FAU_GEN Security Audit Data Generation is included in the PP/ST:

- There are no auditable events foreseen.

FDP_FXS_EXT.1 Extended: Fax separation

Hierarchical to: No other components.

Dependencies: No dependencies.

FDP_FXS_EXT.1.1 The TSF shall prohibit communication via the fax interface, except transmitting or receiving User Data using fax protocols.

Rationale:

Fax Separation is to protect a LAN against attack from PSTN line, and the Common Criteria does not provide a suitable SFR for the Protection of TSF or User Data.

This extended component protects the TSF Data or User Data, and it is therefore placed in the FDP class with a single component.

5.1.6 FIA_PMG_EXT **Extended: Password Management**

Family Behavior:

This family defines requirements for the attributes of passwords used by administrative users to ensure that strong passwords and passphrases can be chosen and maintained.

Component leveling:



FIA_PMG _EXT.1 Password management requires the TSF to support passwords with varying composition requirements, minimum lengths, maximum lifetime, and similarity constraints.

Management:

The following actions could be considered for the management functions in FMT:

- There are no management actions foreseen.

Audit:

The following actions should be auditable if FAU_GEN Security Audit Data Generation is included in the PP/ST:

- There are no auditable events foreseen.

FIA_PMG_EXT.1 Extended: Password management

Hierarchical to: No other components.

Dependencies: No dependencies.

FIA_PMG_EXT.1.1The TSF shall provide the following password management capabilities for User passwords:

- Passwords shall be able to be composed of any combination of upper and lower case letters, numbers, and the following special characters: [selection: “!”, “@”, “#”, “\$”, “%”, “^”, “&”, “*”, “(”, “)”, [assignment: *other characters*]];
- Minimum password length shall be settable by an Administrator, and have the capability to require passwords of 15 characters or greater.

Rationale:

Password Management is to ensure the strong authentication between the endpoints of communication, and the Common Criteria does not provide a suitable SFR for the Password Management.

This extended component protects the TOE by means of password management, and it is therefore placed in the FIA class with a single component.

5.1.7 FIA_PSK_EXT Extended: Pre-Shared Key Composition

Family Behavior:

This family defines requirements for the TSF to ensure the ability to use pre-shared keys for IPsec.

Component leveling:



FIA_PSK_EXT.1 Pre-Shared Key Composition, ensures authenticity and access control for updates.

Management:

The following actions could be considered for the management functions in FMT:

- There are no management actions foreseen.

Audit:

The following actions should be auditable if FAU_GEN Security Audit Data Generation is included in the PP/ST:

- There are no auditable events foreseen.

FIA_PSK_EXT.1 Extended: Pre-Shared Key Composition

Hierarchical to: No other components.

Dependencies: FCS_RBG_EXT.1 Extended: Cryptographic Operation (Random Bit Generation).

FIA_PSK_EXT.1.1 The TSF shall be able to use pre-shared keys for IPsec.

FIA_PSK_EXT.1.2 The TSF shall be able to accept text-based pre-shared keys that are:

- 22 characters in length and [selection: [assignment: *other supported lengths*], *no other lengths*];
- composed of any combination of upper and lower case letters, numbers, and special characters (that include: “!”, “@”, “#”, “\$”, “%”, “^”, “&”, “*”, “(”, and “)”).

FIA_PSK_EXT.1.3 The TSF shall condition the text-based pre-shared keys by using [selection: *SHA-1*, *SHA-256*, *SHA-512*, [assignment: *method of conditioning text string*]] and be able to [selection: *use no other pre-shared keys*; *accept bit-based pre-shared keys*; *generate bit-based pre-shared keys using the random bit generator specified in FCS_RBG_EXT.1*].

Rationale:

Pre-shared Key Composition is to ensure the strong authentication between the endpoints of communications, and the Common Criteria does not provide a suitable SFR for the Pre-shared Key Composition.

This extended component protects the TOE by means of strong authentication, and it is therefore placed in the FIA class with a single component.

5.1.8 FPT_SKP_EXT Extended: Protection of TSF Data

Family Behavior:

This family addresses the requirements for managing and protecting the TSF data, such as cryptographic keys. This is a new family modelled as the FPT Class.

Component leveling:



FPT_SKP_EXT.1 Protection of TSF Data (for reading all symmetric keys), requires preventing symmetric keys from being read by any user or subject. It is the only component of this family.

Management:

The following actions could be considered for the management functions in FMT:

- There are no management actions foreseen.

Audit:

The following actions should be auditable if FAU_GEN Security Audit Data Generation is included in the PP/ST:

- There are no auditable events foreseen.

FPT_SKP_EXT.1 Extended: Protection of TSF Data

Hierarchical to: No other components.

Dependencies: No dependencies.

FPT_SKP_EXT.1.1 The TSF shall prevent reading of all pre-shared keys, symmetric keys, and private keys.

Rationale:

Protection of TSF Data is to ensure the pre-shared keys, symmetric keys and private keys are protected securely, and the Common Criteria does not provide a suitable SFR for the protection of such TSF data.

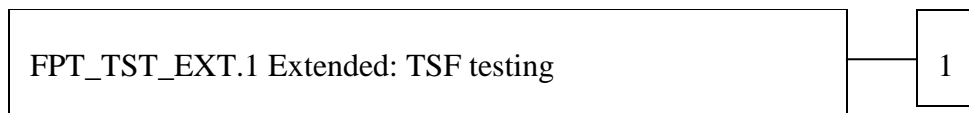
This extended component protects the TOE by means of strong authentication using Pre-shared Key, and it is therefore placed in the FPT class with a single component.

5.1.9 FPT_TST_EXT Extended: TSF testing

Family Behavior:

This family addresses the requirements for self-testing the TSF for selected correct operation.

Component leveling:



FPT_TST_EXT.1 TSF testing requires a suite of self-testing to be run during initial start-up in order to demonstrate correct operation of the TSF.

Management:

The following actions could be considered for the management functions in FMT:

- There are no management actions foreseen.

Audit:

The following actions should be auditable if FAU_GEN Security Audit Data Generation is included in the PP/ST:

- There are no auditable events foreseen.

FPT_TST_EXT.1 Extended: TSF testing

Hierarchical to: No other components.

Dependencies: No dependencies.

FPT_TST_EXT.1.1 The TSF shall run a suite of self-tests during initial start-up (and power on) to demonstrate the correct operation of the TSF.

Rationale:

TSF testing is to ensure the TSF can be operated correctly, and the Common Criteria does not provide a suitable SFR for the TSF testing. In particular, there is no SFR defined for TSF testing.


This extended component protects the TOE, and it is therefore placed in the FPT class with a single component.

5.1.10 FPT_TUD_EXT Extended: Trusted Update

Family Behavior:

This family defines requirements for the TSF to ensure that only administrators can update the TOE firmware/software, and that such firmware/software is authentic.

Component leveling:



FPT_TUD_EXT.1 Trusted Update, ensures authenticity and access control for updates.

Management:

The following actions could be considered for the management functions in FMT:

- There are no management actions foreseen.

Audit:

The following actions should be auditable if FAU_GEN Security Audit Data Generation is included in the PP/ST:

- There are no auditable events foreseen.

FPT_TUD_EXT.1 Trusted Update

Hierarchical to: No other components.

Dependencies: FCS_COP.1(b) Cryptographic Operation (for signature generation/verification)

FCS_COP.1(c) Cryptographic operation (Hash Algorithm).

FPT_TUD_EXT.1.1 The TSF shall provide authorized administrators the ability to query the current version of the TOE firmware/software.

FPT_TUD_EXT.1.2 The TSF shall provide authorized administrators the ability to initiate updates to TOE firmware/software.

FPT_TUD_EXT.1.3 The TSF shall provide a means to verify firmware/software updates to the TOE using a digital signature mechanism and [selection: *published hash, no other functions*] prior to installing those updates.

Rationale:

Firmware/software is a form of TSF Data, and the Common Criteria does not provide a suitable SFR for the management of firmware/software. In particular, there is no SFR defined for importing TSF Data.

This extended component protects the TOE, and it is therefore placed in the FPT class with a single component.

6. Security Requirements

This section contains the functional requirements that are provided by the TOE.

The CC defines operations on security requirements. The font conventions listed below state the conventions used in this ST to identify the operations.

Assignment: indicated in underlined text

Selection: indicated in italics

Assignments within selections: indicated in italics and underlined text

SFR operation completed or partially completed in the PP: Bold

Refinement: indicated with bold text

Iterations of security functional requirements may be included. If so, iterations are specified at the component level and all elements of the component are repeated. Iterations are identified by letters in parentheses following the component or element (e.g., FAU_ARP.1(A)).

6.1 TOE Security Functional Requirements

Table 10 - TOE Security Functional Requirements

SFR	Description
FAU_GEN.1	Audit Data Generation
FAU_GEN.2	User Identity Association
FAU_SAR.1	Audit review
FAU_SAR.2	Restricted audit review
FAU_STG.1	Protected audit trail storage
FAU_STG.4	Prevention of audit data loss
FAU_STG_EXT.1	Extended: External Audit Trail Storage
FCS_CKM.1(a)	Cryptographic Key Generation (for asymmetric keys)
FCS_CKM_EXT.4	Extended: Cryptographic Key Material Destruction
FCS_CKM.4	Cryptographic key destruction
FCS_COP.1(a)	Cryptographic Operation (Symmetric encryption/decryption)
FCS_COP.1(b)	Cryptographic Operation (for signature generation/verification)
FCS_COP.1(c)	Cryptographic Operation (Hash Algorithm)
FCS_COP.1(g)	Cryptographic Operation (for keyed-hash message authentication)
FCS_IPSEC_EXT.1	Extended: IPsec selected
FCS_RBG_EXT.1	Extended: Cryptographic Operation (Random Bit Generation)
FDP_ACC.1	Subset access control
FDP_ACF.1	Security attribute based access control
FDP_FXS_EXT.1	Extended: Fax separation
FDP_RIP.1(b)	Subset residual information protection
FIA_AFL.1	Authentication failure handling
FIA_ATD.1	User attribute definition
FIA_PMG_EXT.1	Extended: Password Management
FIA_PSK_EXT.1	Extended: Pre-Shared Key Composition
FIA_UAU.1	Timing of authentication
FIA_UAU.7	Protected authentication feedback
FIA_UID.1	Timing of identification
FIA_USB.1	User-subject binding
FMT_MOF.1	Management of security functions behavior
FMT_MSA.1	Management of security attributes

SFR	Description
FMT_MSA.3	Static attribute initialization
FMT_MTD.1	Management of TSF data
FMT_SMF.1	Specification of Management Functions
FMT_SMR.1	Security roles
FPT_SKP_EXT.1	Extended: Protection of TSF Data
FPT_STM.1	Reliable time stamps
FPT_TST_EXT.1	Extended: TSF testing
FPT_TUD_EXT.1	Extended: Trusted Update
FTA_SSL.3	TSF-initiated termination
FTP_ITC.1	Inter-TSF trusted channel
FTP_TRP.1(a)	Trusted path (for Administrators)
FTP_TRP.1(b)	Trusted path (for Non-administrators)

Note that paragraph numbering shown in this chapter corresponds to paragraph numbers in [HCD].

6.1.1 Security Audit (FAU)

6.1.1.1 FAU_GEN.1 Audit Data Generation

(for O.AUDIT)

Hierarchical to: No other components.

Dependencies: FPT_STM.1 Reliable time stamps

FAU_GEN.1.1 The TSF shall be able to generate an audit record of the following auditable events:

- a) Start-up and shutdown of the audit functions;
- b) All auditable events for the **not specified** level of audit; and
- c) **All auditable events specified in Table 11, [no other auditable events].**

Refinement Rationale: The table reference is changed to reflect the contents of the ST.

FAU_GEN.1.2 The TSF shall record within each audit record at least the following information:

- a) Date and time of the event, type of event, subject identity (if applicable), and the outcome (success or failure) of the event; and
- b) For each audit event type, based on the auditable event definitions of the functional components included in the PP/ST, **additional information specified in Table 11, [no other information].**

Refinement Rationale: The table reference is changed to reflect the contents of the ST.

Table 11 - Auditable Events

Auditable event	Relevant SFR	Additional information
Job completion	FDP_ACF.1	Type of job, JobID
Job started	FDP_ACF.1	Type of job, JobID, Source IP address for print jobs
Successful User identification and authentication	FIA_UAU.1, FIA_UID.1	SessionID, Source IP address for remote users
Unsuccessful User authentication	FIA_UAU.1	UserID supplied, Source IP address for remote users
Unsuccessful User identification	FIA_UID.1	UserID supplied, Source IP address for remote users
Use of management functions	FMT_SMF.1	Parameter ID, old and new values
Modification to the group of Users that are part of a role	FMT_SMR.1	None
Changes to the time	FPT_STM.1	None
Failure to establish session	FTP_ITC.1, FTP_TRP.1(a), FTP_TRP.1(b)	Reason for failure
Audit log cleared by authorized administrator	FAU_STG.1	None

6.1.1.2 FAU_GEN.2 User Identity Association

(for O.AUDIT)

Hierarchical to: No other components.

Dependencies: FAU_GEN.1 Audit data generation
FIA_UID.1 Timing of identification

FAU_GEN.2.1 For audit events resulting from actions of identified users, the TSF shall be able to associate each auditable event with the identity of the user that caused the event.

6.1.1.3 FAU_SAR.1 Audit review

(for O.AUDIT)

Hierarchical to: No other components.

Dependencies: FAU_GEN.1 Audit data generation

FAU_SAR.1.1 The TSF shall provide [U.ADMIN] with the capability to read **all records** from the audit records.

FAU_SAR.1.2 The TSF shall provide the audit records in a manner suitable for the user to interpret the information.

6.1.1.4 FAU_SAR.2 Restricted audit review

(for O.AUDIT)

Hierarchical to: No other components.

Dependencies: FAU_SAR.1 Audit review

FAU_SAR.2.1 The TSF shall prohibit all users read access to the audit records, except those users that have been granted explicit read-access.

6.1.1.5 FAU_STG.1 Protected audit trail storage

(for O.AUDIT)

Hierarchical to: No other components.

Dependencies: FAU_GEN.1 Audit data generation

FAU_STG.1.1 The TSF shall protect the stored audit records in the audit trail from unauthorised deletion.

FAU_STG.1.2 The TSF shall be able to **prevent** unauthorised modifications to the stored audit records in the audit trail.

6.1.1.6 FAU_STG.4 Prevention of audit data loss

(for O.AUDIT)

Hierarchical to: FAU_STG.3 Action in case of possible audit data loss

Dependencies: FAU_STG.1 Protected audit trail storage

FAU_STG.4.1 Refinement: The TSF shall [*overwrite the oldest stored audit records*] and [take no other actions] if the audit trail is full.

6.1.1.7 FAU_STG_EXT.1 Extended: External Audit Trail Storage

(for O.AUDIT)

Hierarchical to: No other components.

Dependencies: FAU_GEN.1 Audit data generation,
FTP_ITC.1 Inter-TSF trusted channel.

FAU_STG_EXT.1.1 The TSF shall be able to transmit the generated audit data to an External IT Entity using a trusted channel according to FTP_ITC.1.

6.1.2 Cryptographic Support (FCS)

6.1.2.1 FCS_CKM.1(a) Cryptographic Key Generation (for asymmetric keys)

(for O.COMMS_PROTECTION)

Hierarchical to: No other components.

Dependencies: [~~FCS_CKM.2 Cryptographic key distribution, or~~
FCS_COP.1(b) Cryptographic Operation (for signature generation/ verification),
FCS_COP.1(i) Cryptographic operation (Key Transport)]
FCS_CKM_EXT.4 Extended: Cryptographic Key Material Destruction

FCS_CKM.1.1(a) Refinement: The TSF shall generate **asymmetric** cryptographic keys **used for key establishment** in accordance with [

- *NIST Special Publication 800-56B, “Recommendation for Pair-Wise Key Establishment Schemes Using Integer Factorization Cryptography” for*

RSA- based key establishment schemes

] and specified cryptographic key sizes equivalent to, or greater than, a symmetric key strength of 112 bits.

6.1.2.2 FCS_CKM_EXT.4 Extended: Cryptographic Key Material Destruction

(for O.COMMS_PROTECTION, O.PURGE_DATA)

Hierarchical to: No other components.

Dependencies: [FCS_CKM.1(a) Cryptographic Key Generation (for asymmetric keys), or
FCS_CKM.1(b) Cryptographic key generation (Symmetric Keys)],
FCS_CKM.4 Cryptographic key destruction

FCS_CKM_EXT.4.1 The TSF shall destroy all plaintext secret and private cryptographic keys and cryptographic critical security parameters when no longer needed.

6.1.2.3 FCS_CKM.4 Cryptographic key destruction

(for O.COMMS_PROTECTION, O.PURGE_DATA)

Hierarchical to: No other components.

Dependencies: [FCS_CKM.1(a) Cryptographic Key Generation (for asymmetric keys), or
FCS_CKM.1(b) Cryptographic key generation (Symmetric Keys)]

FCS_CKM.4.1(a) Refinement: The TSF shall destroy cryptographic keys in accordance with a specified cryptographic key destruction method [

For volatile memory, the destruction shall be executed by a [single overwrite consisting of [zeroes], removal of power to the memory].

For nonvolatile memory the destruction shall be executed by a [single overwrite consisting of [zeroes], block erase];

] that meets the following: *No Standard*.

6.1.2.4 FCS_COP.1(a) Cryptographic Operation (Symmetric encryption/decryption)

(for O.COMMS_PROTECTION)

Hierarchical to: No other components.

Dependencies: [~~FDP_ITC.1 Import of user data without security attributes, or~~
~~FDP_ITC.2 Import of user data with security attributes,~~
~~or~~ FCS_CKM.1(b) Cryptographic key generation (Symmetric
Keys)]

FCS_CKM_EXT.4 Extended: Cryptographic Key Material
Destruction

FCS_COP.1.1(a) Refinement: The TSF shall perform **encryption and decryption** in accordance with a specified cryptographic algorithm **AES operating in [CBC mode]** and cryptographic key sizes **128-bits and 256-bits** that meets the following:

- *FIPS PUB 197, “Advanced Encryption Standard (AES)”*
- *[NIST SP 800-38A]*

Application Note: For this TOE, this SFR addresses AES for IPsec only.

6.1.2.5 FCS_COP.1(b) Cryptographic Operation (for signature generation/verification)

(for O.UPDATE_VERIFICATION, O.COMMS_PROTECTION)

Hierarchical to: No other components.

Dependencies: [~~FDP_ITC.1 Import of user data without security attributes,~~
~~or FDP_ITC.2 Import of user data with security attributes,~~
~~or~~ FCS_CKM.1(a) Cryptographic Key Generation (for asymmetric
keys)]

FCS_CKM_EXT.4 Extended: Cryptographic Key Material
Destruction

FCS_COP.1.1(b) Refinement: The TSF shall perform **cryptographic signature services** in accordance with a [

- *RSA Digital Signature Algorithm (rDSA) with key sizes (modulus) of [2048 bits]*

that meets the following [

- *FIPS PUB 186-4, “Digital Signature Standard”*

].

6.1.2.6 FCS_COP.1(c) Cryptographic Operation (Hash Algorithm)

(selected in FPT_TUD_EXT.1.3)

Hierarchical to: No other components.

Dependencies: No dependencies.

FCS_COP.1.1(c) Refinement: The TSF shall perform **cryptographic hashing services** in accordance with [*SHA-1, SHA-256, SHA-384*] that meet the following: [ISO/IEC 10118-3:2004].

6.1.2.7 FCS_COP.1(g) Cryptographic Operation (for keyed-hash message authentication)

(selected with FCS_IPSEC_EXT.1.4)

Hierarchical to: No other components.

Dependencies: [FDP_ITC.1 Import of user data without security attributes, or FDP_ITC.2 Import of user data with security attributes, or-FCS_CKM.1(b) Cryptographic key generation (Symmetric Keys)]

FCS_CKM_EXT.4 Extended: Cryptographic Key Material Destruction

FCS_COP.1.1(g) Refinement: The TSF shall perform **keyed-hash message authentication** in accordance with a specified cryptographic algorithm **HMAC-[SHA-1, SHA-256, SHA-384]**, **key size [160, 256 and 384 bits]**, and **message digest sizes [160, 256, 384] bits** that meet the following: **FIPS PUB 198-1, "The Keyed-Hash Message Authentication Code, and FIPS PUB 180-3, "Secure Hash Standard."**

6.1.2.8 FCS_IPSEC_EXT.1 Extended: IPsec selected

(selected in FTP_ITC.1.1, FTP_TRP.1.1)

Hierarchical to: No other components.

Dependencies: FIA_PSK_EXT.1 Extended: Pre-Shared Key Composition

FCS_CKM.1(a) Cryptographic Key Generation (for asymmetric keys)

FCS_COP.1(a) Cryptographic Operation (Symmetric encryption/decryption)

FCS_COP.1(b) Cryptographic Operation (for signature generation/verification)

FCS_COP.1(c) Cryptographic Operation (Hash Algorithm)

FCS_COP.1(g) Cryptographic Operation (for keyed-hash message authentication)

FCS_RBG_EXT.1 Extended: Cryptographic Operation (Random Bit Generation)

FCS_IPSEC_EXT.1.1 The TSF shall implement the IPsec architecture as specified in RFC 4301.

FCS_IPSEC_EXT.1.2 The TSF shall implement [*transport mode*].

FCS_IPSEC_EXT.1.3 The TSF shall have a nominal, final entry in the SPD that matches anything that is otherwise unmatched, and discards it.

FCS_IPSEC_EXT.1.4 The TSF shall implement the IPsec protocol ESP as defined by RFC 4303 using [*the cryptographic algorithms AES-CBC-128 (as specified by RFC 3602) together with a Secure Hash Algorithm (SHA)-based HMAC, AES-CBC-256 (as specified by RFC 3602) together with a Secure Hash Algorithm (SHA)-based HMAC*].

FCS_IPSEC_EXT.1.5 The TSF shall implement the protocol: [*IKEv1, using Main Mode for Phase 1 exchanges, as defined in RFCs 2407, 2408, 2409, RFC 4109, [RFC 4304 for extended sequence numbers], and [no other RFCs for hash functions]; IKEv2 as defined in RFCs 5996, [with no support for NAT traversal], and [no other RFCs for hash functions]*].

FCS_IPSEC_EXT.1.6 The TSF shall ensure the encrypted payload in the [*IKEv1, IKEv2*] protocol uses the cryptographic algorithms AES-CBC-128, AES-CBC- 256 as specified in RFC 3602 and [*no other algorithm*].

FCS_IPSEC_EXT.1.7 The TSF shall ensure that IKEv1 Phase 1 exchanges use only main mode.

FCS_IPSEC_EXT.1.8 The TSF shall ensure that [*IKEv2 SA lifetimes can be established based on [length of time, where the time values can be limited to: 24 hours for Phase 1 SAs and 8 hours for Phase 2 SAs]; IKEv1 SA lifetimes can be established based on [length of time, where the time values can be limited to: 24 hours for Phase 1 SAs and 8 hours for Phase 2 SAs]*].

FCS_IPSEC_EXT.1.9 The TSF shall ensure that all IKE protocols implement DH Groups 14 (2048-bit MODP), and [24 (2048-bit MODP with 256-bit POS)].

FCS_IPSEC_EXT.1.10 The TSF shall ensure that all IKE protocols perform Peer Authentication using the [RSA] algorithm and Pre-shared Keys.

6.1.2.9 FCS_RBG_EXT.1 Extended: Cryptographic Operation (Random Bit Generation)
(for O.STORAGE_ENCRYPTION and O.COMMS_PROTECTION)

Hierarchical to: No other components.

Dependencies: No dependencies.

FCS_RBG_EXT.1.1: The TSF shall perform all deterministic random bit generation services in accordance with [NIST SP 800-90A] using [CTR_DRBG (AES)].

FCS_RBG_EXT.1.2 The deterministic RBG shall be seeded by at least one entropy source that accumulates entropy from [[I] hardware-based noise source(s)] with a minimum of [256 bits] of entropy at least equal to the greatest security strength, according to ISO/IEC 18031:2011 Table C.1 “Security Strength Table for Hash Functions”, of the keys and hashes that it will generate.

6.1.3 User Data Protection (FDP)

6.1.3.1 FDP_ACC.1 Subset access control

(for O.ACCESS_CONTROL and O.USER_AUTHORIZATION)

Hierarchical to: No other components.

Dependencies: FDP_ACF.1 Security attribute based access control

FDP_ACC.1.1 Refinement: The TSF shall enforce the **User Data Access Control SFP** on subjects, objects, and operations among subjects and objects specified in **Table 12 - and Table 13 -**.

6.1.3.2 FDP_ACF.1 Security attribute based access control

(for O.ACCESS_CONTROL and O.USER_AUTHORIZATION)

Hierarchical to: No other components.

Dependencies: FDP_ACC.1 Subset access control

FMT_MSA.3 Static attribute initialization

FDP_ACF.1.1 Refinement: The TSF shall enforce the **User Data Access Control SFP** to objects based on the following: subjects, objects, and attributes specified in **Table 12 - and Table 13 -**.

FDP_ACF.1.2 Refinement: The TSF shall enforce the following rules to determine if an operation among controlled subjects and controlled objects is allowed: *rules governing access among controlled subjects and controlled objects using controlled operations on controlled objects specified in Table 12 - and Table 13 -*.

FDP_ACF.1.3 Refinement: The TSF shall explicitly authorise access of subjects to objects based on the following additional rules: [

1. Received faxes are automatically received and stored when receipt of faxes is enabled via device configuration. No U.ADMIN action is required per-fax.
2. Only U.ADMIN with the Release Held Faxes permission may release held faxes for printing.].

FDP_ACF.1.4 Refinement: The TSF shall explicitly deny access of subjects to objects based on the following additional rules: [

1. The Job Owner of submitted print jobs is determined by a Userid included in the embedded PDL. Print jobs received without a Userid, or with an unknown Userid, or with a Userid of a user that does not have the Held Jobs Access permission, are deleted after the specified timeout period for releasing held print jobs. During this time, no access to the print jobs is possible since access is restricted to the job owner.].

Table 12 - D.USER.DOC Access Control SFP

		"Create"	"Read"	"Modify"	"Delete"
Print	<i>Operation:</i>	<i>Submit a document to be printed</i>	<i>View image or Release printed output</i>	<i>Modify stored document</i>	<i>Delete stored document</i>
	Job owner (with Held Jobs Access)	Yes	Release	No	Yes
	Job owner (without Held Jobs Access)	Yes, but deleted	denied	denied	denied
	Unknown user	Yes, but	denied	denied	denied

		"Create"	"Read"	"Modify"	"Delete"
		deleted			
	No userid specified	Yes, but deleted	denied	denied	denied
	U.ADMIN	U.ADMIN has no inherent privileges; rather this role can only create/access his/her own jobs and will fall into one of the categories listed above			
	U.NORMAL	U.NORMAL has no inherent privileges; rather this role can only create/access his/her own jobs and will fall into one of the categories listed above			
	Unauthenticated	See above categories	denied	denied	denied
Scan	Operation:	<i>Submit a document for scanning</i>	<i>View scanned image</i>	<i>Modify stored image</i>	<i>Delete stored image</i>
	Job owner (with E-mail Function permission)	Yes	No	No	No
	U.ADMIN	denied	denied	denied	denied
	U.NORMAL	denied	denied	denied	denied
	Unauthenticated	denied	denied	denied	denied
Copy	Operation:	<i>Submit a document for copying</i>	<i>View scanned image or Release printed copy output</i>	<i>Modify stored image</i>	<i>Delete stored image</i>
	Job owner (with Copy Function permission)	Yes	No	No	Yes
	U.ADMIN	denied	denied	denied	denied
	U.NORMAL	denied	denied	denied	denied
	Unauthenticated	denied	denied	denied	denied
Fax send	Operation:	<i>Submit a document to send as a fax</i>	<i>View scanned image</i>	<i>Modify stored image</i>	<i>Delete stored image</i>
	Job owner (with Fax Function permission)	Yes	No	No	No
	U.ADMIN	denied	denied	denied	denied

		"Create"	"Read"	"Modify"	"Delete"
	U.NORMAL	denied	denied	denied	denied
	Unauthenticated	denied	denied	denied	denied
Fax receive	<i>Operation:</i>	<i>Receive a fax and store it</i>	<i>View fax image or Release printed fax output</i>	<i>Modify image of received fax</i>	<i>Delete image of received fax</i>
	Fax owner (U.ADMIN with Release Held Faxes)	Automatic	Release	No	No
	U.ADMIN (without Release Held Faxes)	Automatic	denied	denied	denied
	U.NORMAL	Automatic	denied	denied	denied
	Unauthenticated	Automatic	denied	denied	denied

Table 13 - D.USER.JOB Access Control SFP

		"Create"	"Read"	"Modify"	"Delete"
	<i>Operation:</i>	<i>Create print job</i>	<i>View print queue / log</i>	<i>Modify print job</i>	<i>Cancel print job</i>
Print	Job owner (with Held Jobs Access)	Yes	Yes for itself	Modify # of copies	Yes for itself
	Job owner (without Held Jobs Access)	Yes, but deleted	denied	denied	denied
	Unknown user	Yes, but deleted	denied	denied	denied
	No userid specified	Yes, but deleted	denied	denied	denied
	U.ADMIN	U.ADMIN has no inherent privileges; rather this role can only create/access his/her own jobs and will fall into one of the categories listed above			
	U.NORMAL	U.NORMAL has no inherent privileges; rather this role can only create/access his/her own jobs and will fall into one of the categories listed above			
	Unauthenticated	See above categories	denied	denied	denied
		<i>Operation:</i>	<i>Create scan job</i>	<i>View scan status / log</i>	<i>Modify scan job</i>
Scan	Job owner (with E-mail Function permission)	Yes	No	No	No
	U.ADMIN	denied	denied	denied	denied

		"Create"	"Read"	"Modify"	"Delete"
	U.NORMAL	denied	denied	denied	denied
	Unauthenticated	denied	denied	denied	denied
Copy	<i>Operation:</i>	<i>Create copy job</i>	<i>View copy status / log</i>	<i>Modify copy job</i>	<i>Cancel copy job</i>
	Job owner (with Copy Function permission)	Yes	No	No	Yes
	U.ADMIN	denied	denied	denied	denied
	U.NORMAL	denied	denied	denied	denied
	Unauthenticated	denied	denied	denied	denied
Fax send	<i>Operation:</i>	<i>Create fax send job</i>	<i>View fax job queue / log</i>	<i>Modify fax send job</i>	<i>Cancel fax send job</i>
	Job owner (with Fax Function permission)	Yes	No	No	No
	U.ADMIN	denied	denied	denied	denied
	U.NORMAL	denied	denied	denied	denied
	Unauthenticated	denied	denied	denied	denied
Fax receive	<i>Operation:</i>	<i>Create fax receive job</i>	<i>View fax receive status / log</i>	<i>Modify fax receive job</i>	<i>Cancel fax receive job</i>
	Fax owner (U.ADMIN with Release Held Faxes)	Automatic	Release	No	No
	U.ADMIN (without Release Held Faxes)	Automatic	denied	denied	denied
	U.NORMAL	Automatic	denied	denied	denied
	Unauthenticated	Automatic	denied	denied	denied

6.1.3.3 FDP_FXS_EXT.1 Extended: Fax separation

(for O.FAX_NET_SEPARATION)

Hierarchical to: No other components.

Dependencies: No dependencies.

FDP_FXS_EXT.1.1 The TSF shall prohibit communication via the fax interface, except transmitting or receiving User Data using fax protocols.

6.1.3.4 FDP_RIP.1(b) Subset residual information protection

(for O.PURGE_DATA)

Hierarchical to: No other components.

Dependencies: No dependencies.

FDP_RIP.1.1(b) Refinement: The TSF shall ensure that any previous **customer-supplied** information content of a resource is made unavailable upon the **request of an Administrator** to the following objects: **D.USER, D.TSF**.

6.1.4 Identification and Authentication (FIA)

6.1.4.1 FIA_AFL.1 Authentication failure handling

(for O.USER_I&A)

Hierarchical to: No other components.

Dependencies: FIA_UAU.1 Timing of authentication

FIA_AFL.1.1 The TSF shall detect when [*an administrator configurable positive integer within [1-10]*] unsuccessful authentication attempts occur related to [consecutive login attempts via the touch panel or web interface within the configured time period].

FIA_AFL.1.2 When the defined number of unsuccessful authentication attempts has been [*met*], the TSF shall [automatically lock the user account for the configured amount of time].

6.1.4.2 FIA_ATD.1 User attribute definition

(for O.USER_AUTHORIZATION)

Hierarchical to: No other components.

Dependencies: No dependencies.

FIA_ATD.1.1 The TSF shall maintain the following list of security attributes belonging to individual users: [

1. Username
2. Password
3. Associated groups
4. User permissions, as specified by associated groups
5. Number of consecutive authentication failures
6. Time of the earliest authentication failure (since the last successful login if any have occurred)
7. Account lock status].

6.1.4.3 FIA_PMG_EXT.1 Extended: Password Management

(for O.USER_I&A)

Hierarchical to: No other components.

Dependencies: No dependencies.

FIA_PMG_EXT.1.1 The TSF shall provide the following password management capabilities for User passwords:

- Passwords shall be able to be composed of any combination of upper and lower case letters, numbers, and the following special characters: [“!”, “@”, “#”, “\$”, “%”, “^”, “&”, “*”, “(“, “)”, [other ASCII characters except CR and NL]];
- Minimum password length shall be settable by an Administrator, and have the capability to require passwords of 15 characters or greater;

6.1.4.4 FIA_PSK_EXT.1 Extended: Pre-Shared Key Composition

(selected with FCS_IPSEC_EXT.1.4)

Hierarchical to: No other components.

Dependencies: FCS_RBG_EXT.1 Extended: Cryptographic Operation (Random Bit Generation)

FIA_PSK_EXT.1.1 The TSF shall be able to use pre-shared keys for IPsec.

FIA_PSK_EXT.1.2 The TSF shall be able to accept text-based pre-shared keys that are:

- 22 characters in length and [lengths from 1 to 36 characters]];
- composed of any combination of upper and lower case letters, numbers, and special characters (that include: “!”, “@”, “#”, “\$”, “%”, “^”, “&”, “*”, “(“, and “)”).

FIA_PSK_EXT.1.3 The TSF shall condition the text-based pre-shared keys by using [SHA-1, SHA-256] and be able to [use no other pre-shared keys].

6.1.4.5 FIA_UAU.1 Timing of authentication

(for O.USER_I&A)

Hierarchical to: No other components.

Dependencies: FIA_UID.1 Timing of identification

FIA_UAU.1.1 Refinement: The TSF shall allow [submit print jobs; view operational status of the device, receive faxes (if that function is enabled)] on behalf of the user to be performed before the user is authenticated.

FIA_UAU.1.2 The TSF shall require each user to be successfully authenticated before allowing any other TSF-mediated actions on behalf of that user.

6.1.4.6 FIA_UAU.7 Protected authentication feedback

(for O.USER_I&A)

Hierarchical to: No other components.

Dependencies: FIA_UAU.1 Timing of authentication

FIA_UAU.7.1 The TSF shall provide only [only asterisks (“*”) or dots (“•”)] to the user while the authentication is in progress.

6.1.4.7 FIA_UID.1 Timing of identification

(for O.USER_I&A and O.ADMIN_ROLES)

Hierarchical to: No other components.

Dependencies: No dependencies.

FIA_UID.1.1 Refinement: The TSF shall allow [submit print jobs; view operational status of the device, receive faxes (if that function is enabled)] on behalf of the user to be performed before the user is identified.

FIA_UID.1.2 The TSF shall require each user to be successfully identified before allowing any other TSF-mediated actions on behalf of that user.

6.1.4.8 FIA_USB.1 User-subject binding

(for O.USER_I&A)

Hierarchical to: No other components.

Dependencies: FIA_ATD.1 User attribute definition

FIA_USB.1.1 The TSF shall associate the following user security attributes with subjects acting on the behalf of that user: [

1. Username
2. Associated groups
3. User permissions].

FIA_USB.1.2 The TSF shall enforce the following rules on the initial association of user security attributes with subjects acting on the behalf of users: [

1. The username are the values supplied by the user.
2. The associated groups are the values configured for the user account.
3. User permissions are determined by combining the configured permissions for each associated group.].

FIA_USB.1.3 The TSF shall enforce the following rules governing changes to the user security attributes associated with subjects acting on the behalf of users: [the security attributes do not change during a session].

6.1.5 Security Management (FMT)

6.1.5.1 FMT_MOF.1 Management of security functions behavior

(for O.ADMIN_ROLES)

Hierarchical to: No other components.

Dependencies: FMT_SMR.1 Security roles

FMT_SMF.1 Specification of Management Functions

FMT_MOF.1.1 Refinement: The TSF shall restrict the ability to [*determine the behaviour of, disable, enable, modify the behaviour of*] the functions [

- Audit
- Identification and authentication
- Authorization and access controls
- Communication with External IT Entities
- Network communications
- System or network time source
- Device functions (e.g. Fax)

] to U.ADMIN.

6.1.5.2 FMT_MSA.1 Management of security attributes

(for O.ACCESS_CONTROL and O.USER_AUTHORIZATION)

Hierarchical to: No other components.

Dependencies: [FDP_ACC.1 Subset access control, ~~ø~~

~~FDP_IFC.1 Subset information flow control]~~

FMT_SMR.1 Security roles

FMT_SMF.1 Specification of Management Functions

FMT_MSA.1.1 Refinement: The TSF shall enforce the **User Data Access Control SFP** to restrict the ability to [*query, modify, delete, [create]*] the security attributes [Username, associated groups and user permissions] to [administrators authorized for access to the Security Menu].

6.1.5.3 FMT_MSA.3 Static attribute initialization

(for O.ACCESS_CONTROL and O.USER_AUTHORIZATION)

Hierarchical to: No other components.

Dependencies: FMT_MSA.1 Management of security attributes

FMT_SMR.1 Security roles

FMT_MSA.3.1 Refinement: The TSF shall enforce the **User Data Access Control SFP** to provide [*restrictive*] default values for security attributes that are used to enforce the SFP.

FMT_MSA.3.2 Refinement: The TSF shall allow the [*no role*] to specify alternative initial values to override the default values when an object or information is created.

6.1.5.4 FMT_MTD.1 Management of TSF data

(for O.ACCESS CONTROL)

Hierarchical to: No other components.

Dependencies: FMT_SMR.1 Security roles

FMT_SMF.1 Specification of Management Functions

FMT_MTD.1.1 Refinement: The TSF shall restrict the ability to **perform the specified operations on the specified TSF Data to the roles specified in Table 14 -**.

Application Note: Since U.ADMIN is represented by multiple distinct permissions, the following table identifies the associated permission rather than grouping everything under the U.ADMIN role.

Table 14 - Management of TSF Data

Data	Operation	Authorized Role(s) (Associated Permission)
TSF Data owned by a U.NORMAL or associated with Documents or jobs owned by a U.NORMAL		
<u>D.USER.JOB</u>	<i>Query, Delete</i>	Held Jobs Access (for the user's own jobs only)
TSF Data not owned by a U.NORMAL		
<u>Active Directory Configuration</u>	<i>Create</i>	Security Menu
<u>Analog Fax - Cancel Faxes</u>	<i>Query, Modify</i>	Function Configuration Menus
<u>Analog Fax - Enable Fax Receive</u>	<i>Query, Modify</i>	Function Configuration Menus
<u>Analog Fax - Enable Manual Fax</u>	<i>Query, Modify</i>	Function Configuration Menus
<u>Analog Fax - Holding Faxes</u>	<i>Query, Modify, Delete, Create</i>	Function Configuration Menus
<u>Date and Time Parameters</u>	<i>Query, Modify</i>	Device Menu
<u>Enable Audit</u>	<i>Query, Modify</i>	Security Menu
<u>Enable Fax Scans</u>	<i>Query, Modify</i>	Function Configuration Menus
<u>Enable HTTP Server</u>	<i>Query, Modify</i>	Network/Ports Menu
<u>Enable Remote Syslog</u>	<i>Query, Modify</i>	Security Menu
<u>Fax Mode</u>	<i>Query, Modify</i>	Function Configuration Menus
<u>Fax Server - Enable Analog Receive</u>	<i>Query, Modify</i>	Function Configuration Menus
<u>Groups</u>	<i>Query, Modify, Delete, Create</i>	Security Menu
<u>Held Print Job Expiration Timer</u>	<i>Query, Modify</i>	Security Menu
<u>IPSec Settings</u>	<i>Query, Modify</i>	Network/Ports Menu

Data	Operation	Authorized Role(s) (Associated Permission)
<u>Job Waiting</u>	<i>Query, Modify</i>	Device Menu
<u>Kerberos Setup</u>	<i>Query, Modify</i>	Security Menu
<u>LDAP Certificate Verification</u>	<i>Query, Modify</i>	Security Menu
<u>LDAP+GSSAPI – MFP Credentials</u>	<i>Query, Modify</i>	Security Menu
<u>LDAP+GSSAPI Configuration</u>	<i>Query, Modify, Delete, Create</i>	Security Menu
<u>Login Restrictions</u>	<i>Query, Modify</i>	Security Menu
<u>Network Port</u>	<i>Query, Modify</i>	Network/Ports Menu
<u>Permissions</u>	<i>Query, Modify</i>	Security Menu
<u>Remote Syslog Parameters</u>	<i>Query, Modify</i>	Security Menu
<u>Security Reset Jumper</u>	<i>Query, Modify</i>	Security Menu
<u>Smart Card Authentication Client Configuration</u>	<i>Query, Modify</i>	Security Menu
<u>SMTP Setup Settings</u>	<i>Query, Modify</i>	Network/Ports Menu
<u>SMTP Setup Settings - User-Initiated E-mail</u>	<i>Query, Modify</i>	Network/Ports Menu
<u>USB Buffer</u>	<i>Query, Modify</i>	Network/Ports Menu
<u>Username/Password Accounts</u>	<i>Query, Modify, Delete, Create</i>	Security Menu
<u>Visible Home Screen Icons</u>	<i>Query, Modify</i>	Device Menu
Software, firmware, and related configuration data		
<u>Firmware</u>	<i>Query</i>	Reports Menu

Data	Operation	Authorized Role(s) (Associated Permission)
	<i>Modify</i>	Firmware Updates

6.1.5.5 FMT_SMF.1 Specification of Management Functions

(for O.USER_AUTHORIZATION, O.ACCESS_CONTROL, and O.ADMIN_ROLES)

Hierarchical to: No other components.

Dependencies: No dependencies.

FMT_SMF.1.1 The TSF shall be capable of performing the following management functions: [

- User management (e.g., add/change/remove local user)
- Role management (e.g., assign/deassign role relationship with user)
- Configuring identification and authentication (e.g., selecting between local and external I&A)
- Configuring authorization and access controls (e.g., access control lists for TOE resources)
- Configuring communication with External IT Entities
- Configuring network communications
- Configuring the system or network time source
- Configuring data transmission to audit server
- Configuring internal audit log storage
- Configure applications
- Perform firmware updates
- Configure device functions
- Sanitize device].

6.1.5.6 FMT_SMR.1 Security roles

(for O.ACCESS_CONTROL, O.USER_AUTHORIZATION, and O.ADMIN_ROLES)

Hierarchical to: No other components.

Dependencies: FIA_UID.1 Timing of identification

FMT_SMR.1.1 Refinement: The TSF shall maintain the roles **U.ADMIN**, **U.NORMAL**.

FMT_SMR.1.2 The TSF shall be able to associate users with roles.

6.1.6 Protection of the TSF (FPT)

6.1.6.1 FPT_SKP_EXT.1 Extended: Protection of TSF Data

(for O.COMMS_PROTECTION)

Hierarchical to: No other components.

Dependencies: No dependencies.

FPT_SKP_EXT.1.1 The TSF shall prevent reading of all pre-shared keys, symmetric keys, and private keys.

6.1.6.2 FPT_STM.1 Reliable time stamps

(for.O.AUDIT)

Hierarchical to: No other components.

Dependencies: No dependencies.

FPT_STM.1.1 The TSF shall be able to provide reliable time stamps.

6.1.6.3 FPT_TST_EXT.1 Extended: TSF testing

(for O.TSF_SELF_TEST)

Hierarchical to: No other components.

Dependencies: No dependencies.

FPT_TST_EXT.1.1 The TSF shall run a suite of self-tests during initial start-up (and power on) to demonstrate the correct operation of the TSF.

6.1.6.4 FPT_TUD_EXT.1 Extended: Trusted Update

(for O.UPDATE_VERIFICATION)

Hierarchical to: No other components.

Dependencies: FCS_COP.1(b) Cryptographic Operation (for signature generation/verification)

FCS_COP.1(c) Cryptographic operation (Hash Algorithm).

FPT_TUD_EXT.1.1 The TSF shall provide authorized administrators the ability to query the current version of the TOE firmware/software.

FPT_TUD_EXT.1.2 The TSF shall provide authorized administrators the ability to initiate updates to TOE firmware/software.

FTP_TUD_EXT.1.3 The TSF shall provide a means to verify firmware/software updates to the TOE using a digital signature mechanism and [*no other functions*] prior to installing those updates.

6.1.7 TOE Access (FTA)

6.1.7.1 FTA_SSL.3 TSF-initiated termination

(for O.USER_I&A)

Hierarchical to: No other components.

Dependencies: No dependencies.

FTA_SSL.3.1 The TSF shall terminate an interactive session after a [configurable time interval of user inactivity in the range of 1 to 120 minutes for the web interface and 10 to 300 seconds for the touch panel].

6.1.8 Trusted Paths/Channels (FTP)

6.1.8.1 FTP_ITC.1 Inter-TSF trusted channel

(for O.COMMS_PROTECTION, O.AUDIT)

Hierarchical to: No other components.

Dependencies: [FCS_IPSEC_EXT.1 Extended: IPsec selected, or
FCS_TLS_EXT.1 Extended: TLS selected, or
FCS_SSH_EXT.1 Extended: SSH selected, or
FCS_HTTPS_EXT.1 Extended: HTTPS selected].

FTP_ITC.1.1 Refinement: The TSF shall use [*IPsec*] to provide a **trusted** communication channel between itself and **authorized IT entities supporting the following capabilities: [*authentication server, remote audit server, email server, network time server*]** that is logically distinct from other communication channels and provides assured identification of its end points and protection of the channel data from **disclosure and detection of modification of the channel data**.

FTP_ITC.1.2 Refinement: The TSF shall permit **the TSF, or the authorized IT entities**, to initiate communication via the trusted channel

FTP_ITC.1.3 Refinement: The TSF shall initiate communication via the trusted channel for [**remote authentication, sending audit records, network time synchronization, sending email**].

6.1.8.2 FTP_TRP.1(a) Trusted path (for Administrators)

(for O.COMMS_PROTECTION)

Hierarchical to: No other components.

Dependencies: [FCS_IPSEC_EXT.1 Extended: IPsec selected, or
FCS_TLS_EXT.1 Extended: TLS selected, or
FCS_SSH_EXT.1 Extended: SSH selected, or
FCS_HTTPS_EXT.1 Extended: HTTPS selected].

FTP_TRP.1.1(a) Refinement: The TSF shall use [*IPsec*] to provide a trusted communication path between itself and **remote administrators** that is logically distinct from other communication paths and provides assured identification of its end points and protection of the communicated data from **disclosure and detection of modification of the communicated data**.

FTP_TRP.1.2(a) Refinement: The TSF shall permit **remote administrators** to initiate communication via the trusted path

FTP_TRP.1.3(a) Refinement: The TSF shall require the use of the trusted path for **initial administrator authentication and all remote administration actions**.

6.1.8.3 FTP_TRP.1(b) Trusted path (for Non-administrators)

(for O.COMMS_PROTECTION)

Hierarchical to: No other components.

Dependencies: [FCS_IPSEC_EXT.1 Extended: IPsec
selected, or FCS_TLS_EXT.1 Extended: TLS
selected, or FCS_SSH_EXT.1 Extended: SSH
selected, or FCS_HTTPS_EXT.1 Extended:
HTTPS selected].

FTP_TRP.1.1(b) Refinement : The TSF shall use [*IPsec*] to provide a trusted communication path between itself and **remote** users that is logically distinct from other communication paths and provides assured identification of its end points and protection of the communicated data from **disclosure and detection of modification of the communicated data**.

FTP_TRP.1.2(b) Refinement: The TSF shall permit [*the TSF, remote users*] to initiate communication via the trusted path

FTP_TRP.1.3(b) Refinement: The TSF shall require the use of the trusted path for **initial user authentication and all remote user actions.**

6.2 Security Assurance Requirements

The Security Assurance Requirements are the EAL 1 components as specified in Part 3 of the Common Criteria. Note that these components are refined by the assurance activities stated in [HCD], which are included by reference.

Table 15 - TOE Assurance Components Summary

Assurance Classes	Assurance Component	Description
Security Target	ASE_CCL.1	Conformance claims
	ASE_ECD.1	Extended components definition
	ASE_INT.1	ST introduction
	ASE_OBJ.1	Security objectives for the operational environment
	ASE_REQ.1	Stated security requirements
	ASE_SPD.1	Security Problem Definition
	ASE_TSS.1	TOE summary specification
Development	ADV_FSP.1	Basic Functional Specification
Guidance Documents	AGD_OPE.1	Operational User Guidance
	AGD_PRE.1	Preparative Procedures
Lifecycle Support	ALC_CMC.1	Labeling of the TOE
	ALC_CMS.1	TOE CM Coverage
Test	ATE_IND.1	Independent Testing – Conformance
Vulnerability Assessment	AVA_VAN.1	Vulnerability survey

7. TOE Summary Specification

7.1 Security Functions

7.1.1 Identification, Authentication and Authorization

Users are required to successfully complete the I&A process before they are permitted to access any restricted data or functionality. The set of restricted user functionality is under the control of the administrators, with the exception of submission of network print jobs which is always allowed.

A new session is established for the touch panel when the system boots and for web sessions when the connection is established. All sessions are initially bound to the Guest (default) user. In the evaluated configuration, the Guest user has no access to restricted functions or data other than allowing print jobs to be submitted.

Users must log in as a different user in order to gain access to TOE functionality. Multiple login mechanisms are supported in the evaluated configuration: Smart Card authentication, Username/Password Accounts and LDAP+GSSAPI. Note that Smart Card and LDAP+GSSAPI authentications also use Kerberos functionality when authenticating certificates or credentials. Username/Password information is stored in flash.

For Smart Card authentication, no functions at the touch panel are allowed until I&A successfully completes. The touch panel displays a message directing the user to insert a card into the attached reader. Once a card is inserted, the user is prompted for a PIN. When the PIN is entered, only asterisks (“*”) or dots (“●”) are displayed. Asterisks are displayed on the touch panel; dots are displayed on the web interface. Once the PIN is collected (indicated by the user touching the Next button), the TOE passes the PIN to the card for validation. If it is not valid, a message is displayed on the touch panel and the user is asked to re-enter the PIN. After the card-configured number of consecutive invalid PINs, the card will lock itself until unlocked by a card administrator.

Upon successful card validation, the TOE forwards the certificate from the card to the configured Kerberos Key Distribution Center (Windows Domain Controller) for validation. If the certificate validation is not successful, an error message is displayed on the touch panel until the current card is removed from the reader. If the certificate validation is successful, the TOE binds the username, account name, and email address (all obtained from the KDC/LDAP server) to the user session for future use. An audit record for the successful authentication is generated. All communication with the KDC and LDAP server uses IPsec.

For Username/Password Accounts and LDAP+GSSAPI, the TOE collects a username and password via the touch panel or via the browser session. When the password is entered, only asterisks (“*”) are displayed. Once the username and password are collected, the next step in the process depends on the I&A mechanism being used.

For Username/Password Accounts, the TOE performs the validation of the username and password against the set of configured Username/Password Accounts. If the validation fails because of an invalid password (for a valid username), the count of failed authentication attempts is incremented for that account. If the threshold for failed attempts within a time period is reached, then the account is marked as being locked for the configured amount of time to mitigate against brute force password attacks.

For LDAP+GSSAPI, the TOE hashes the supplied password and forwards the username in an authentication request signed by the hashed password to the configured KDC for validation (using the configured machine credentials) and waits for the response. If no response is received, the validation is considered to have failed.

In the case of failed validations, an error message is displayed via the touch panel or browser session, and then the display returns to the previous screen for further user action. An audit record for the failed authentication attempt is generated.

If validation is successful, the TOE retrieves the account name and email address from the LDAP server and binds them to the user session for future use. An audit record for the successful authentication is generated.

Permissions for the user session are determined from group memberships. Authorized Administrators assign roles to user accounts by configuring permissions for each configured group and then assigning user accounts to groups. At minimum, during installation Authorized Administrators must perform the user account configuration activities in the guidance documentation to establish the evaluated configuration:

- Create new groups for Authorized Administrators and Authorized Users. The group names must correspond to names used in the LDAP server of Smart Card or LDAP+GSSAPI authentication is used.
- Configure appropriate permissions for each of those groups
- Assign all users and administrators using Username/Password Accounts to groups
- Modify the Public permissions (which are the only permissions for the Guest user account so that only B/W Print and Color Print are configured

For Username/Password accounts, the permissions for each group that the user is a member of (as specified in the account configuration) are combined. For Smart Cards and LDAP+GSSAPI, a list of group memberships are retrieved from the LDAP server. For each of those groups that match a group configured in the TOE, the permissions are combined. If the group memberships or permissions are changed, active sessions are not affected; the changes take effect at the next login.

The user session is considered to be active until the user explicitly logs off, removes the card or the administrator-configured inactivity timer for sessions expires. The timer values are separately configurable: 1 to 120 minutes for the web interface and 10 to 300 seconds for the touch panel.

Users of the TOE, whether accessing the TOE via the touch panel or web interface, are considered to be in one or more of the following categories:

- Authorized Users – permitted to perform one or more of the user functions defined in FDP_ACC.1 and FDP_ACF.1.
- Authorized Administrators – permitted to access administrative functionality for control and monitoring of the MFP operation.
- Any Users – Authorized Users and Authorized Administrators

The following Permissions may be configured for groups:

Table 16 - Permissions

Item	Description	Comment
Address Book	Controls the ability to manage the Address Book contents.	Permission may only be granted to authorized administrators in the evaluated configuration
Apps Configuration	Controls access to the configuration of any installed applications	Permission may only be granted to authorized administrators in the evaluated configuration.
B/W Print	Controls the ability to accept black and white print jobs.	Permission must be granted to the Public permissions
Cancel Jobs at the device	Controls access to the functionality to cancel jobs via the touch panel.	Permission may only be granted to authorized users in the evaluated configuration
Change Language from Home Screen	Controls access to the Change Language button on the Home screen (when displayed); this button is NOT displayed by default but a user can activate it via the “General Settings Menu”	Permission may be granted to any users
Color Dropout	Controls a user’s ability to activate the Color Dropout functionality as part of a job; if protected and the user fails to authenticate, then the device DOES NOT use the color dropout functionality in the job	Permission may only be granted to authorized users in the evaluated configuration
Color Print	Controls the ability to print color jobs.	Permission must be granted to the Public permissions
Copy Color Printing	Controls a user’s ability to copy content in color	Permission may only be granted to authorized users in the evaluated configuration
Copy Function	Controls a user’s access to the Copy functionality	Permission may only be granted to authorized users in the evaluated configuration
Create Profiles	Controls the ability to create scan profiles from remote systems.	Permission must not be specified for any user
Device Menu	Controls access to the Device administrative menu	Permission may only be granted to authorized administrators in the evaluated configuration
E-mail Function	Control’s a user’s access to the Email functionality (scan to email)	Permission may only be granted to authorized users in the evaluated configuration
Fax Function	Control’s a user’s ability to perform a scan to fax job Note that when “Disabled” via fax configuration, all analog faxing (scan send, receive, and driver send) and the fax server are disabled. The fax icon is never displayed.	Permission may only be granted to authorized users in the evaluated configuration
Firmware Updates	Controls a user’s ability to update the device’s firmware code via the network	Permission may only be granted to authorized administrators in the evaluated configuration
Flash Drive Color Printing	Controls whether USB interfaces may be used for color print operations	Permission must not be specified for any user

Lexmark CXTZJ Multi-Function Printers without Hard Drives Security Target

Item	Description	Comment
Flash Drive Print	Controls whether USB interfaces may be used for black and white print operations	Permission must not be specified for any user
Flash Drive Scan	Controls whether USB interfaces may be used for scan operations	Permission must not be specified for any user
FTP Function	Controls a user's ability to access the FTP button on the Home Screen (when displayed).	Permission must not be specified for any user
Function Configuration Menus	Controls access to the configuration menus for the print, copy, fax, e-mail and FTP functions.	Permission may only be granted to authorized administrators in the evaluated configuration
Held Jobs Access	Controls access to the Held Jobs function	Permission may only be granted to authorized users in the evaluated configuration
Import/Export Settings	Controls the ability to import and export configuration files	Permission may only be granted to authorized administrators in the evaluated configuration
Internet Printing Protocol (IPP)	Controls access to print job submission via IPP	Permission must not be specified for any user
Manage Bookmarks	Controls access to the Delete Bookmark, Create Bookmark, and Create Folder buttons from both the bookmark list screen and from the individual bookmark screen	Permission must not be specified for any user
Manage Shortcuts	Controls access to the Manage Shortcuts Menu	Permission must not be specified for any user
Network/Ports Menu	Controls access to the Network/ Ports Menu	Permission may only be granted to authorized administrators in the evaluated configuration
New Apps	Controls access to configuration parameters for apps subsequently added to the device.	Permission may only be granted to authorized administrators in the evaluated configuration
Option Card Menu	Controls a user's ability to access the "Option Card Menu" that displays menu nodes associated with installed DLEs	Permission may only be granted to authorized administrators in the evaluated configuration
Out of Service Erase	Controls the ability to wipe the storage of the MFP when it is being taken out of service.	Permission may only be granted to authorized administrators in the evaluated configuration
Paper Menu	Controls access to the Paper Menu	Permission may be granted to any users
Release Held Faxes	Controls access to the Held Faxes button and the Release Held Faxes button on the Home screen	Permission may only be granted to authorized administrators in the evaluated configuration
Remote Management	Controls whether or not management functions may be invoked from remote IT systems	Permission must not be specified for any user
Reports Menu	Controls access to the Reports Menu. This includes information about user jobs, which can't be disclosed to non-administrators.	Permission may only be granted to authorized administrators in the evaluated configuration
Search Address Book	Controls access to the Search Address Book button that appears as part of the E-mail, FTP, and Fax functions that are available from the panel's Home screen	Permission may be granted to any users

Item	Description	Comment
Security Menus	Controls access to the Security Menu	Permission may only be granted to authorized administrators in the evaluated configuration
Supplies Menus	Controls access to the Security Menu	Permission may only be granted to authorized administrators in the evaluated configuration
Use Profiles	Controls a user's ability to execute any profile	Permission must not be specified for any user

Table 17 - Identification, Authentication and Authorization SFR Details

SFR	Description
FCS_CKM_EXT.4	When Username/Password accounts are deleted, the associated password is destroyed in flash. Passwords in memory are destroyed as soon as login validation is completed.
FCS_CKM.4	When Username/Password accounts are deleted, the associated password in flash is overwritten with zeros. Passwords in memory are zeroized as soon as login validation is completed.
FIA_AFL.1	Consecutive login failures for each user account within a configured time period are tracked, and if the configured limit is reached the user account is automatically locked for the configured amount of time.
FIA_ATD.1	The TSF maintains the following security attributes for users: <ul style="list-style-type: none"> • Username (configured for internal account, acquired from LDAP server AD and Smartcards) • Password (internal accounts) • Associated groups (configured for internal account, acquired from LDAP server AD and Smartcards) • Permissions (dynamically determined by group memberships) • Number of consecutive login failures • Time of earliest login failure (since last successful login) • Account lock status
FIA_PMG_EXT.1	Passwords for internal accounts are configured by administrators. The minimum password length is configurable from 1-32 characters. Passwords may contain any ASCII characters other than NL and CR.
FIA_UAU.1	User interaction through the touch panel and web interface prior to successful authentication is limited to viewing the operational status of the device (e.g. low paper). Users may submit print jobs without authenticating, but the jobs are not printed until released by the authenticated user.
FIA_UAU.7	When a password or PIN is entered for authentication, only asterisks (“*”) or dots (“•”) are displayed.
FIA_UID.1	User interaction through the touch panel and web interface prior to successful identification is limited to viewing the operational status of the device. Users may submit print jobs and supply identification via embedded PJI, but the jobs are not printed until released by the authenticated user. Invalid and missing identification in print jobs results in those print jobs being deleted.
FIA_USB.1	Upon successful login, the username, associated groups and permissions are bound to the session. The username is the value specified during login or the username associated with the certificate from a smartcard. The groups are those configured internally or on the LDAP server. The permissions are the union of the permissions for each associated group. These bindings do not change during an active session.

SFR	Description
FTA_SSL.1	Upon expiration of an inactivity timer, the corresponding session is automatically terminated.

7.1.1.1 Active Directory Additional Information

If Active Directory parameters are supplied and Join is selected, the parameter values are used to join the Active Directory Domain. If successful, machine credentials are generated and the LDAP+GSSAPI configuration parameters are automatically updated with the Domain and machine information.

Once the Domain has been joined, subsequent I&A attempts may use the LDAP+GSSAPI configuration to validate user credentials using the newly-created machine credentials as described above. The credentials specified for Active Directory by an authorized administrator are not saved.

Communication with the Active Directory server uses IPsec.

7.1.2 Access Control

Access control validates a user access request against the session's permissions.

Authorization is restricted by not associating a permission with a function.

When the FAC is a menu, access is also restricted to all submenus (a menu that is normally reached by navigating through the listed item). This is necessary for instances where a shortcut could bypass the listed menu. If a shortcut is used to access a sub-menu, the access control check for the applicable menu item is still performed (as if normal menu traversal was being performed).

When a function is restricted, the access control function determines if the user has permission to access the function. Normally the icons for the functions the user is not permitted to access are not displayed in the GUI.

The following table summarizes the access controls and configuration parameters used by the TOE to control user access to the MFP functions provided by the TOE. Additional details for each function are provided in subsequent sections.

Table 18 - TOE User Function Access Control

Function	Access Control Rules	Configuration Parameter Rules
Print	Network print jobs can always be submitted. The job is held until released by a user who is authorized for the Held Jobs Access function and has the same userid as was specified in the SET USERNAME PJL statement. Network print jobs without a PJL SET USERNAME statement are automatically deleted after the expiry period for held jobs.	Allowed
	Allowed for incoming faxes if the user has permission to access Release Held Faxes.	Allowed if the "Enable Fax Receive" or "Enable Analog Receive" parameter is "On".

Function	Access Control Rules	Configuration Parameter Rules
Fax Send	Allowed if the user has permission to access Fax Function	Allowed if the “Enable Fax Scans” parameter is On and the “Fax Mode” parameter is “Analog Fax”
Copy	Allowed if the user has permission to access Copy Function	Allowed
Fax Receive	Incoming faxes are not subject to access control. All incoming faxes are held until released by a user who has permission to access Release Held Faxes	Allowed if the “Enable Fax Receive” or “Enable Analog Receive” parameter is “On”.
Scan (Fax E-mail Server)	Allowed if the user has permission to access E-mail Function	Allowed if the “Enable Fax Scans” parameter is On and the “Fax Mode” parameter is “Fax Server”

Table 19 - User Functions Access Control SFR Details

SFR	Description
FDP_ACC.1/FDP_ACF.1	Access to user functions is controlled as specified in these SFRs.

Printing

Submission of print jobs from users on the network is always permitted. Jobs that do not contain a PJJ SET USERNAME statement are discarded after the configured held jobs expiry period. Submitted jobs are always held on the TOE until released or deleted by a user authorized for the appropriate access control and whose userid matches the username specified when the job was submitted. Users are able to display the queue of their pending print jobs. If a held job is not released within the configured expiration time, the job is automatically deleted.

In the evaluated configuration, the setdevparams, setsysparams and setuserparams Postscript operators are made non-operational so that the Postscript DataStream can not modify configuration settings in the TOE.

Fax Sending and Scan (Fax E-mail Server)

Only authorized users may send faxes. Scanning for fax is allowed if the Enable Fax Scans configuration parameter is “On” and the user is authorized for the Fax Function access control. Scanning for email is allowed if the user is authorized for the E-mail Function access control.

The destination of the fax scan is determined by the setting of the “Fax Mode” configuration parameter. If it is configured for “Analog Fax” then the scanned data is transmitted out the phone line as a fax. If it is configured for “Fax Server” then the scanned data is forwarded to the configured email server via SMTP.

Copying

Copying is allowed if the user is authorized for the Copy Function access control.

Incoming Fax

Incoming faxes are allowed if the “Enable Fax Receive” (for analog fax mode) or “Enable Fax Receive” (for fax server mode) configuration parameter is “On”.

Incoming faxes are always held in the queue (until released) in the evaluated configuration. Only users authorized for the Release Held Faxes access control may release or delete the faxes.

7.1.3 Trusted Communications

During TOE installation, a 2048-bit self-signed certificate for the device is generated in accordance with NIST SP 800-56B Revision 1 (“Recommendation for Pair-Wise Key Establishment Schemes Using Integer Factorization Cryptography” for RSA- based key establishment schemes).

IPSec with ESP operating in transport mode is required for all network datagram exchanges of any type with remote IT systems. This includes the following IT systems:

- Workstations submitting print jobs
- Workstations initiating connections to the web interface
- Remote Syslog server
- KDC
- LDAP server (including Active Directory)
- E-mail server

IPSec provide confidentiality, integrity and authentication of the endpoints. Supported encryption options for ESP are AES-CBC-128 and AES-CBC-256. SHA-256 and SHA-384 are supported for HMACs.

ISAKMP and IKEv1/v2 are used to establish the Security Association (SA) and session keys for the IPSec exchanges. For IKEv1, Main Mode is always used for Phase 1 exchanges (Aggressive Mode is never used). Diffie-Hellman is used for the IKE Key Derivation Function as specified in RFC2409, using Oakley Groups 14 or 24. SA lifetimes for both IKEv1 and IKEv2 can be limited to separately configurable times for each phase: 1 to 24 hours for Phase 1, and 1 to 8 hours for Phase 2.

When the TOE receives an IKE proposal, it selects the first proposed DH group that matches a DH group configured in the TOE (DH Groups 14 or 24) and the negotiation will fail if there is no match. Similarly, when the TOE initiates the IKE protocol, a proposal is sent with all of the DH groups that are configured. The peer will select the first match from the IKE proposal against its configured DH groups; the negotiation fails if no match is found.

Peer authentication is performed using the RSA algorithm and certificates and/or pre-shared keys.

During the ISAKMP exchange, the TOE requires the remote IT system to provide a certificate and the RSA signature for it is validated, or text-based Pre-Shared Keys (PSKs) may be configured by administrators and validated between endpoints. PSKs configured in the system may be 1 to 36 characters in length, composed of the characters specified in FIA_PSK_EXT.1.2, and are conditioned using SHA-1, SHA-256, or SHA-384. The key size specified in the SA exchange may be 128 or 256 bits, the encryption algorithm is AES-CBC, and the Hash Authentication Algorithm is SHA-1, SHA-256, or SHA-384.

If an incoming IP datagram does not use IPsec with ESP, the datagram is discarded. The Security Policy Database is dynamically built with an accept/protect rule for each of the configured pre-shared keys and certificates, permitting packets from the addresses associated with them, and a default “final rule” to discard all other traffic. Incoming packets are validated against the SPD. Essentially incoming IP datagrams from authorized addresses (with PSKs or certificates) are accepted, and all other IP datagrams are discarded per the default final rule.

If external accounts are defined, LDAP+GSSAPI is used for the exchanges with the LDAP server. Kerberos v5 is supported for exchanges with the LDAP server.

All session keys are stored in dynamic RAM. The TOE zeroizes the session keys by overwriting once with zeros when the sessions are terminated. Any copy of an RSA private key or PSK in RAM is destroyed when power is turned off or by overwriting with zeroes when the buffer holding it is released. Section in 7.1.9 provides information concerning destruction of keys stored in flash memory.

Table 20 - Trusted Communications SFR Details

SFR	Description
FCS_CKM.1(a)	A 2048-bit asymmetric key pair is generated in accordance with NIST SP 800-56B during installation.
FCS_CKM_EXT.4	Session keys are destroyed when sessions terminate. PSKs are destroyed when the PSKs are deleted from the configuration by an authorized administrator.
FCS_CKM.4	Session keys are overwritten with zeros when sessions terminate.
FCS_COP.1(a)	IPsec traffic is encrypted using AES-CBC-128 or AES-CBC-256.
FCS_COP.1(c)	IPsec keyed-hash message authentication codes use hash algorithms supplied by the TOE.
FCS_COP.1(g)	IPsec uses keyed-hash message authentication codes that are authenticated by the TOE.
FCS_IPSEC_EXT.1	IPsec is implemented as described in the text preceding this table.
FCS_RBG_EXT.1	An RBG function conforming to NIST SP 800-90A using CTR_DRBG(AES) is used to generate the asymmetric key pair. Entropy is provided by a hardware source that is described in more detail in the ancillary Entropy document.
FIA_PSK_EXT.1	Text-based PSKs are supported and conditioned using SHA-1 or SHA-256.
FTP_ITC.1	Trusted channels using IPsec are supported for authentication servers, remote audit servers, network time servers and email servers.
FTP_TRP.1(a)	Trusted paths using IPsec are supported for administrators using the web interface.
FTP_TRP.1(b)	Trusted paths using IPsec are supported for users submitting print jobs.

Table 21 - NIST SP800-56B Conformance

Section #	“should”, “should not”, or “shall not”	Implemented accordingly?	Rationale for deviation
5.6	should	Yes	n/a
5.8	shall not	Yes	n/a
5.9	shall not (first occurrence)	Yes	n/a
5.9	shall not (second occurrence)	Yes	n/a

Section #	“should”, “should not”, or “shall not”	Implemented accordingly?	Rationale for deviation
6.1	should not	Yes	n/a
6.1	should (first occurrence)	Yes	n/a
6.1	should (second occurrence)	Yes	n/a
6.1	should (third occurrence)	Yes	n/a
6.1	should (fourth occurrence)	Yes	n/a
6.1	shall not (first occurrence)	Yes	n/a
6.1	shall not (second occurrence)	Yes	n/a
6.2.3	should	Yes	n/a
6.5.1	should	Yes	n/a
6.5.2	should	Yes	n/a
6.5.2.1	should	Yes	n/a
6.6	shall not	Yes	n/a
7.1.2	should	Yes	n/a
7.2.1.3	should	Yes	n/a
7.2.1.3	should not	Yes	n/a
7.2.2.3	should (first occurrence)	Yes	n/a
7.2.2.3	should (second occurrence)	Yes	n/a
7.2.2.3	should (third occurrence)	Yes	n/a
7.2.2.3	should (fourth occurrence)	Yes	n/a
7.2.2.3	should not	Yes	n/a
7.2.2.3	shall not	Yes	n/a
7.2.3.3	should (first occurrence)	Yes	n/a
7.2.3.3	should (second occurrence)	Yes	n/a
7.2.3.3	should (third occurrence)	Yes	n/a
7.2.3.3	should (fourth occurrence)	Yes	n/a
7.2.3.3	should (fifth occurrence)	Yes	n/a
7.2.3.3	should not	Yes	n/a
8	should	Yes	n/a
8.3.2	should not	Yes	n/a

7.1.4 Administrative Roles

The TOE provides the ability for authorized administrators to manage TSF data from remote IT systems via a browser session or locally via the touch panel. Authorization is granular, enabling different administrators to be granted access to different TSF data.

Authorized administrators (U.ADMIN) have one or more permissions to access management menus and/or functions. The individual permissions that administrators have determine what management functions (as defined in FMT_SMF.1) they may perform. The following table provides a correlation between functions and the required permission.

Table 22 - Function Correspondence to Permissions

Management Function	Required Permission
User management	Security Menus
Role management	Security Menus
Configuring identification and authentication	Security Menus
Configuring authorization and access controls	Security Menus
Configuring communication with External IT Entities	Network/Ports Menu
Configuring network communications	Network/Ports Menu
Configuring the system or network time source	Network/Ports Menu
Configuring data transmission to audit server	Security Menus
Configuring internal audit log storage	Security Menus
Configure applications	Apps Configuration
Perform firmware updates	Firmware Updates
Configure device functions	Function Configuration Menus
Sanitize device	Out of Service Erase

If defined users have no management permissions, they are considered to have the U.NORMAL role and have no access to management functions or data.

When new users are defined, by default they have no associated groups, and therefore no access to management functions or job functions (restrictive default attributes).

Neither the web interface nor the touch panel provide the ability to view the values of PSKs, symmetric keys or private keys for any administrator or user.

Table 23 - Administrative Roles SFR Details

SFR	Description
FMT_MOF.1	Administrators with the appropriate permissions have the ability to disable, enable and control the behavior of the specified functions.
FMT_MSA.1	Only administrators with the Security Menus permission may query, modify, delete or create user accounts or groups.
FMT_MSA.3	By default, new users have no group memberships and therefore restrictive permissions.
FMT_MTD.1	Administrator operations on specific TSF data is determined by their permissions as described in Table 14 -. Users have no access to TSF data.
FMT_SMF.1	Management functionality for the listed functions is provided to administrators as described in Table 22 -.
FMT_SMR.1	Administrators have one or more permission related to management functionality. Users have job function permissions only.
FPT_SKP_EXT.1	PSKs, symmetric keys and private keys are stored in flash. No mechanism is provided to read PSKs, symmetric keys or private keys.

7.1.5 Auditing

The TOE generates audit event records for security-relevant events. The events that cause audit records to be generated are specified in section 6.1.1.1 . A time stamp is inserted into each record; reliable time is maintained via internal hardware or NTP. When NTP is used, it must be transmitted over IPsec (all communication with the TOE must use IPsec). A severity level is associated with each type of auditable event; only events at or below the severity level

configured by an administrator are generated. Per the evaluated configuration, the severity level must be set to 5 (Notice).

Audit records are stored internally as well as being sent to a configured remote syslog server. Communication with the remote syslog server uses the Syslog protocol with IPsec.

Audit records for Successful Login events include the userid of the user as well as a session identifier. Other audit records include the session identifier, enabling the userid associated with other audit records to be determined via the corresponding Successful Login record. The time field in audit records is supplied by the TOE if internal time is configured by an administrator or by an NTP server if external time is configured.

Audit records sent to the remote syslog server follow the syslog format defined in the Berkeley Software Distribution (BSD) Syslog Protocol (RFC 3164). The TOE supplies the PRI, HEADER, MSG/TAG, and MSG/CONTENT fields for all messages. The CONTENT portion may contain the following fields (in order, separated by commas):

- Event Number
- ISO 8601 time ([YYYY-MM-DD]T[hh:mm:ss])
- Severity
- Process (same as TAG)
- Remote IPv4 address
- Remote IPv6 address
- Remote Hostname
- Remote Port
- Local Port
- Authentication/Authorization method
- Username
- Setting ID
- Setting's old and new values
- Event name
- Event data

Fields in the CONTENT section that are not relevant for specific events are blank. The remote IPv4 address, remote IPv6 address, remote hostname, remote port, and local port fields are always blank for events resulting from actions at the MFP (e.g. usage of the touch panel).

Audit records are stored in the internal log as they are generated. If the internal audit log storage space usage reaches 98% of capacity, the oldest records are purged until used space is lowered to 80%.

Using the web interface, administrator with the Security Menu permission may upload the audit log in syslog or CSV format to their remote system via the browser connection. The audit log is

saved as a local file and may be reviewed by the administrator. These administrators may also clear (empty) the audit log. When this action is performed, an Audit Log Cleared record is generated to note this action. Audit records may not be modified.

No users, or administrators without the Security Menu permission, may view, modify or delete audit records.

Table 24 - Auditing SFR Details

SFR	Description
FAU_GEN.1	Audit records are generated for the events and with the content specified in Table 11 -. Audit records are stored in an internal log and transmitted to a remote syslog server. Storage space allocated for internal audit log storage is 1 MB.
FAU_GEN.2	Users can be associated with audit events performed by identified users.
FAU_SAR.1	Administrators with the Security Menu permission may view the internal audit log via the web interface.
FAU_SAR.2	Only Administrators with the Security Menu permission may view the internal audit log.
FAU_STG.1	Only Administrators with the Security Menu permission may clear the internal audit log. No functionality is provided to modify audit records.
FAU_STG.4	When internal audit log space is exhausted, the oldest records in the log are discarded.
FAU_STG_EXT.1	Audit records are transmitted to a remote audit server via the syslog protocol over IPsec.
FPT_STM.1	The TOE maintains a reliable time stamp via internal hardware or NTP.

7.1.6 Trusted Operation

During initial start-up, the TOE performs self tests on the cryptographic components.

The following tests are performed during start-up:

- Executable code integrity testing – A digital signature (RSA 2048, SHA256) of the executable code is calculated and compared to a saved value in flash.
- Memory testing – Fixed values are written to memory and read back to ensure memory is functioning properly.
- Processor testing – Basic arithmetic functions of the processor are verified.
- Cryptographic algorithm testing – Uses Known Answer Tests (KATs) to verify proper operation of cryptographic functions.

Executable code is distributed as Flash files (.FLS). A digital signature of the FLS file is calculated (RSA 2048 key and SHA256) by Lexmark when it is built and the signature is inserted into the FLS file. The signature of the file is verified before an update is applied. On each boot, the signature is also verified.

During operation, a SHA256 hash is maintained for each executable page. Before any page is loaded into memory, the hash is verified to ensure the code has not been modified since boot.

If any problems are detected with the hardware or stored TSF executable code, an appropriate error message is posted on the touch screen and operation is suspended.

Administrators may use the web interface to query the current firmware version or supply firmware updates. Firmware updates must be digitally signed, and the TOE verifies the signature before applying the update.

Table 25 - Trusted Operation SFR Details

SFR	Description
FCS_COP.1(b)	Digital signatures of update files are authenticated before being applied.
FCS_COP.1(c)	Digital signatures verification relies on hash algorithms supplied by the TOE.
FPT_TST_EXT.1	A set of self-tests are executed at start-up to verify correct operation of the TOE.
FPT_TUD_EXT.1	Administrators may use the web interface to query the current firmware version and supply signed updates.

7.1.7 PSTN Fax-Network Separation

The Fax Separation security function assures that the information on the TOE, and the information on the network to which the TOE is attached, is not exposed through the phone line that provides connectivity for the fax function. This function assures that only printable documents are accepted via incoming fax connections, and that the only thing transmitted over an outgoing fax connection (in the evaluated configuration) is a document that was scanned for faxing.

Use cases of sending and receiving PSTN faxes are supported. Sending a PSTN fax involves a user scanning a document and sending that image via the PSTN interface. Receiving a fax involves receipt of an image from the PSTN interface and saving it until faxes are released by an authorized administrator. When released, the saved images are printed.

The only source for outgoing fax transmissions is the scanner. Control of the fax functionality is incorporated directly into the TOE's firmware. The modem chip (Conexant CX95110-53Z) is in a mode that is more restrictive than Class 1 mode (the fax modem will not answer a data call), and relies on the TOE firmware for composition and transmission of fax data. The TOE firmware explicitly disallows the transmission of frames in data mode and allows for the sending and receiving of facsimile jobs only. There is no mechanism by which telnet, FTP, or other network protocols can be used over the analog fax line.

The fax modem is on a separate card from the network adapter to provide separation between the interfaces and is only capable of sending and receiving fax data. The modem and the network adapter are incapable of communicating directly with one another. The modem is designed only for fax communications ([T.4](#) and [T.30](#)), thus preventing any type of remote configuration or management of the TOE over the fax line.

Table 26 - PSTN Fax-Network Separation SFR Details

SFR	Description
FDP_FXS_EXT.1	The fax interface is separated from the network interface.

7.1.8 Data Clearing and Purging

The TOE overwrites RAM with a fixed pattern upon deallocation of any buffer used to hold user data or sensitive TSF data such as keying material.

An administrator may command the TOE to be sanitized (e.g. prepared for decommissioning). For this operation, all flash data is zeroized.

Table 27 - Data Clearing and Purging SFR Details

SFR	Description
FDP_RIP.1(b)	When purging is commanded by an administrator, flash storage is zeroized.

7.1.9 Common Functionality Regarding Key Destruction in Flash Memory

Multiple types of keys are stored in flash memory: RSA private keys and PSKs. The flash component performs wear leveling/garbage collection; therefore, physical copies of these keys may continue to exist inside the flash component for some period of time after they have been “overwritten” by the software.

When any of these keys are destroyed, they are first overwritten in flash memory with zeroes. Therefore, the visible storage locations for these items from the flash component reflect the overwrites.

The flash component supports the TRIM command and implements garbage collection to destroy the persistent copies of the old storage locations when not actively engaged in other tasks. The file system that maps to the flash component, and on which these keys are stored, also supports the TRIM command and the file system is configured to use it.

7.1.10 CAVP Certificates

The following CAVP certificates apply to this evaluation.

Table 28 - CAVP Certificates

Crypto Function	Certificate #s	Associated SFRs
AES (CBC)	5893/5933 (G2-64 bit)	FCS_COP.1(a) FCS_IPSEC_EXT.1
DRBG (CTR_DRBG (AES))	2486 (G2-64 bit)	FCS_RBG_EXT.1
HMAC	3868/3911 (G2-64 bit)	FCS_COP.1(g) FCS_IPSEC_EXT.1
RSA	3114 (G2-64 bit)	FCS_CKM.1(a) FCS_COP.1(b)
SHA	4644/4688 (G2-64 bit)	FCS_COP.1(c) FCS_IPSEC_EXT.1
CVL (IKEv1, IKEv2)	2163 (G2-64 bit)	FCS_IPSEC_EXT.1

8. Rationale

8.1 Security Requirements Rationale

8.1.1 Rationale for Security Functional Requirements of the TOE Objectives

The following information is copied from [HCD].

Table 29 - Security Functional Requirements Rationale

Objective / SFR	Relationship	Rationale
O.ACCESS_CONTROL - The TOE shall enforce access controls to protect User Data and TSF Data in accordance with security policies.		
FDP_ACC.1	Satisfies	This SFR defines the access control policy that is used to protect access to User Data and TSF Data.
FDP_ACF.1	Satisfies	This SFR defines the specific rule-set that constitutes the access control policy, identifying the conditions under which access to resources, functions, and data are authorized or denied.”
FMT_MSA.1	Supports	The management of the product configuration, security settings, and user attributes and authorizations is critical to maintaining operational security. These management functions, as a group, provide for the ability of authorized administrators to configure the system, add and delete users, grant user-specific authorizations to system data, resources, and functions, introduce code (e.g., updates) into the system, and assign users to roles. Additionally, the SFRs also require that management functions be limited to users who have been explicitly authorized to perform management functions.
FMT_MSA.3	Supports	
FMT_MTD.1	Supports	
FMT_SMF.1	Supports	
FMT_SMR.1	Supports	
O.ADMIN_ROLES - The TOE shall ensure that only authorized Administrators are permitted to perform administrator functions.		
FIA_UID.1	Supports	This SFR defines the TOE management functions that can be accessed without requiring Administrator authorization.
FMT_MOF.1	Satisfies	This SFR defines the authorizations that are required for Administrators to access TOE functions.
FMT_SMF.1	Satisfies	This SFR defines the administrative functions that are provided by the TSF.
FMT_SMR.1	Satisfies	This SFR defines the different roles that can be assigned to Administrators for the purposes of determining authentication and authorization.
O.COMMS_PROTECTION - The TOE shall have the capability to protect LAN communications of User Data and TSF Data from Unauthorized Access, replay, and source/destination spoofing.		
FCS_CKM.1(a)	Satisfies	This SFR defines the use of secure algorithms for key pair generation that can be used for key transport during protected communications.
FCS_CKM.4	Supports	This SFR defines the method of data erasure used by FCS_CKM_EXT.4 that provides assurance that cryptographic keys that need to be erased cannot be recovered.
FCS_CKM_EXT.4	Supports	This SFR ensures that residual cryptographic data cannot be used to compromise protected communications.

Objective / SFR	Relationship	Rationale
FCS_COP.1(a)	Satisfies	This SFR defines the use of a secure symmetric key algorithm that can be used for protected communications.
FCS_COP.1(g)	Selection	This SFR defines the use of a secure HMAC algorithm that can be used for protected communications.
FCS_IPSEC_EXT.1	Selection	This SFR defines secure communications protocols that can be used to protect the transmission of security- relevant data.
FCS_RBG_EXT.1	Supports	This SFR supports protected communications by defining a secure method of random bit generation that allows cryptographic functions to operate with their theoretical maximum strengths.
FIA_PSK_EXT.1	Selection	This SFR defines the use of pre-shared keys in IPsec which allows for the secure implementation of that protocol.
FPT_SKP_EXT.1	Satisfies	This SFR prevents the compromise of protected communications by ensuring that secret cryptographic data is protected against unauthorized access.
FTP_ITC.1	Satisfies	This SFR defines the interfaces over which protected communications are required and the methods used to protect the communications used to transit those interfaces.
FTP_TRP.1(a)	Satisfies	This SFR defines the protected communications path that is used to secure Administrator interaction with the TOE.
FTP_TRP.1(b)	Satisfies	This SFR defines the protected communications path that is used to secure user interaction with the TOE.
O.FAX_NET_SEPARATION - <i>If the TOE provides a PSTN fax function, then the TOE shall ensure separation of the PSTN fax telephone line and the LAN, by system design or active security function.</i>		
FDP_FXS_EXT.1	Satisfies	This SFR enforces separation of the fax interface by preventing the use of this interface for all non-fax communications.
O.PURGE_DATA - <i>The TOE provides a function that an authorized administrator can invoke to make all customer-supplied User Data and TSF Data permanently irretrievable from Nonvolatile Storage Devices.</i>		
FCS_CKM.4	Satisfies	This SFR defines the physical mechanism used to accomplish the data purge defined by FCS_CKM_EXT.4.
FCS_CKM_EXT.4	Satisfies	This SFR defines the ability of the TSF to purge data from storage.
FDP_RIP.1(b)	Satisfies	This SFR requires the TSF to purge all User Data and TSF Data as part of the decommissioning process.
O.AUDIT - <i>The TOE shall generate audit data, and be capable of sending it to a trusted External IT Entity. Optionally, it may store audit data in the TOE.</i>		
FAU_GEN.1	Satisfies	This SFR defines the auditable events for which the TOE generates audit data and the fields that are included in each audit record.
FAU_GEN.2	Satisfies	This SFR defines the ability of the TOE to apply attribution to all activities performed by a user or Administrator.

Objective / SFR	Relationship	Rationale
FAU_SAR.1	Option	This SFR defines the ability of Administrators to read audit data that is stored on the TOE.
FAU_SAR.2	Option	This SFR protects stored audit data from unauthorized access.
FAU_STG.1	Option	This SFR ensures that audit data cannot be modified by untrusted subjects.
FAU_STG.4	Option	This SFR ensures the availability of audit data by taking automatic action in the event the audit storage space is exhausted.
FAU_STG_EXT.1	Satisfies	This SFR defines the ability of the TSF to transmit generated audit data to an external entity using a protected channel
FPT_STM.1	Supports	This SFR ensures that audit data is labeled with accurate timestamps.
FTP_ITC.1	Supports	This SFR defines the protected communications channel(s) over which audit data can be transmitted.
O.TSF_SELF_TEST - The TOE shall test some subset of its security functionality to help ensure that subset is operating properly.		
FPT_TST_EXT.1	Satisfies	This SFR defines the ability of the TSF to perform self- tests which assert the security properties of the TOE.
O.UPDATE_VERIFICATION - The TOE shall provide mechanisms to verify the authenticity of software updates.		
FCS_COP.1(b)	Selection	This SFR defines the digital signature service(s) used to verify the authenticity TOE updates.
FCS_COP.1(c)	Selection	This SFR defines the hashing algorithm(s) used to verify the integrity of TOE updates.
FPT_TUD_EXT.1	Satisfies	This SFR defines the ability of the TOE to be updated and the method(s) by which the updates are known to be trusted.
O.USER_AUTHORIZATION - The TOE shall perform authorization of Users in accordance with security policies.		
FDP_ACC.1	Supports	This SFR enforces User Access Control SFP on subjects, objects, and operations in accordance with user authorization.
FDP_ACF.1	Supports	This SFR enforces the User Access Control SFP to objects based on attributes in accordance with user authorization.
FIA_ATD.1	Supports	This SFR defines the attributes that are associated with Users that can be used to define their authorizations.
FMT_MSA.1	Satisfies	This SFR defines the authorizations that are required to access data that is protected by the TSF.
FMT_MSA.3	Satisfies	This SFR defines the default security posture for enforcement of the access control policy that governs access to data that is protected by the TSF.
FMT_SMF.1	Satisfies	This SFR defines the management functions provided by the TOE that can be used to define User authorizations.
FMT_SMR.1	Satisfies	This SFR defines administrative roles that can be used to define authorizations to groups of Users.

Objective / SFR	Relationship	Rationale
O.USER_I&A - The TOE shall perform identification and authentication of Users for operations that require access control, User authorization, or Administrator roles.		
FIA_AFL.1	Supports	This SFR protects the authentication function by limiting the number of unauthorized authentication attempts that can be made, thereby reducing the likelihood of impersonation.
FIA_PMG_EXT.1	Satisfies	This SFR protects the authentication function by providing for strong credentials that are difficult to guess or derive.
FIA_UAU.1	Satisfies	This SFR defines the TOE functions that can be performed without authentication and the functions that require authentication for use.
FIA_UAU.7	Satisfies	This SFR protects the authentication function by hiding the authentication credential as it is being input.
FIA_UID.1	Satisfies	This SFR defines the TOE functions that can be performed without identification and the functions that require identification for use.
FIA_USB.1	Satisfies	This requirement provides assurance that an identified user is associated with attributes that govern their authorizations to the TSF upon successful authentication to the TOE.
FTA_SSL.3	Satisfies	This SFR helps prevent User or Administrator impersonation by terminating unattended sessions.