

Athena IDProtect Duo v10
ICAO EAC optional Active Authentication

-

Athena IDProtect Duo v10 Java Card
on Inside Secure AT90SC28880RCFV2 Microcontroller
embedding ICAO applet

-

Security Target Lite

Version 1.4

9 July 2015

athena
Smartcard

Contents

| | | |
|------|---|----|
| 1. | ST Introduction..... | 4 |
| 1.1. | ST Identification | 4 |
| 1.2. | TOE Identification | 4 |
| 1.3. | Composite TOE | 5 |
| 1.4. | TOE Overview | 6 |
| 1.5. | TOE Description | 8 |
| 1.6. | TOE Limits | 12 |
| 1.7. | TOE Guidance | 13 |
| 1.8. | TOE lifecycle..... | 14 |
| 1.9. | Features of IDProtect – Informational..... | 17 |
| 2. | Conformance Claims | 20 |
| 2.1. | CC Conformance Claim | 20 |
| 2.2. | PP Claim | 21 |
| 3. | Security Problem Definition | 22 |
| 3.1. | Assets | 22 |
| 3.2. | Subjects..... | 24 |
| 3.3. | Assumptions | 26 |
| 3.4. | Threat agent | 29 |
| 3.5. | Threats | 30 |
| 3.6. | Organisational Security Policies..... | 33 |
| 4. | Security Objectives..... | 34 |
| 4.1. | SOs for the TOE..... | 34 |
| 4.2. | SOs for the Environment | 38 |
| 5. | Extended Components Definition..... | 42 |
| 5.1. | Audit data storage (FAU_SAS) | 42 |
| 5.2. | Generation of random numbers (FCS_RND) | 43 |
| 5.3. | Authentication Proof of Identity (FIA_API)..... | 44 |
| 5.4. | Limited capabilities and availability (FMT_LIM) | 45 |
| 5.5. | TOE emanation (FPT_EMSEC.1)..... | 47 |
| 6. | Security Requirements..... | 48 |
| 6.1. | TOE Security Functional Requirements | 51 |

| | | |
|-------|--|----|
| 6.2. | TOE Security Assurance Requirements..... | 65 |
| 7. | TOE summary specification..... | 67 |
| 7.1. | SF.Access Control..... | 67 |
| 7.2. | SF.Card Personalization | 68 |
| 7.3. | SF.Manufacturer Authentication | 68 |
| 7.4. | SF.Personalizer Authentication..... | 68 |
| 7.5. | SF.BAC Authentication | 69 |
| 7.6. | SF.Chip Authentication | 69 |
| 7.7. | SF.Terminal Authentication | 69 |
| 7.8. | SF.Active Authentication | 70 |
| 7.9. | SF.Secure Messaging..... | 70 |
| 7.10. | SF.Crypto..... | 71 |
| 7.11. | SF.Protection..... | 71 |
| 8. | Rationale | 73 |
| 9. | Terminology | 74 |
| 10. | References..... | 83 |

List of Tables

| | |
|---|----|
| TABLE 1: SECURITY TARGET IDENTIFICATION | 4 |
| TABLE 2: TOE IDENTIFICATION | 4 |
| TABLE 3 – ASSURANCE REQUIREMENTS: EAL5 AUGMENTED ON ALC_DVS.2 & AVA_VAN.5 | 66 |

List of Figures

| | |
|---|----|
| FIGURE 1 – TOE MAIN FORM FACTOR (<i>PHOTO NON-CONTRACTUAL</i>)..... | 8 |
| FIGURE 2 – TOE DESCRIPTION..... | 12 |
| FIGURE 3 – TOE LIFECYCLE..... | 14 |

1. ST Introduction

1.1. ST Identification

| | | | | | | | | | |
|----------------------------|---|---------|------|-----------------|-------------------------------------|-------------|--------------|----------------|----------------|
| ST Title | Athena IDProtect Duo v10 – ICAO EAC optional AA on Inside Secure AT90SC28880RCFV2 | | | | | | | | |
| Reference | IDP10-STEAC-02 version 1.4 | | | | | | | | |
| Author | Athena SCS | | | | | | | | |
| CC Version | CC version 3.1 revision 4 | | | | | | | | |
| Protection Profiles | Machine Readable Travel Document with “ICAO Application”, Extended Access Control [5] <table> <tr> <td>Version</td> <td>1.10</td> </tr> <tr> <td>Assurance level</td> <td>CC 3.1 (Revision 2) EAL 4 augmented</td> </tr> <tr> <td>Prepared By</td> <td>BSI, Germany</td> </tr> <tr> <td>Identification</td> <td>BSI-CC-PP-0056</td> </tr> </table> | Version | 1.10 | Assurance level | CC 3.1 (Revision 2) EAL 4 augmented | Prepared By | BSI, Germany | Identification | BSI-CC-PP-0056 |
| Version | 1.10 | | | | | | | | |
| Assurance level | CC 3.1 (Revision 2) EAL 4 augmented | | | | | | | | |
| Prepared By | BSI, Germany | | | | | | | | |
| Identification | BSI-CC-PP-0056 | | | | | | | | |
| EAL | EAL 5+ (Augmented on ALC_DVS.2 and AVA_VAN.5) | | | | | | | | |
| ITSEF | Underwriters Laboratories, Basingstoke | | | | | | | | |
| Certification Body | CESG | | | | | | | | |

Table 1: Security Target Identification

1.2. TOE Identification

| | | | | | | | | | | | | | | | | | | | | | | | | | | | | | | | |
|---------------------------|---|----------------------|-------------------|-----|----------------|---------|------|-------|------|-----------|--------------|---------------|--------------|------------------|-------------------|--------------|-----------------|---------------|------|-----------|--|--------------|--------|-------------------------|----------------------|----------|---|---------|------------------|-------------|----------------------|
| TOE Identification | Athena IDProtect Duo v10 in EAC configuration | | | | | | | | | | | | | | | | | | | | | | | | | | | | | | |
| TOE Reference | <table> <tr> <td><u>IASECC Applet</u></td> <td><u>Athena SCS</u></td> </tr> <tr> <td>AID</td> <td>A0000002471001</td> </tr> <tr> <td>Version</td> <td>0105</td> </tr> <tr> <td>Build</td> <td>0118</td> </tr> <tr> <td>ROM Code:</td> <td>“v0005b0018”</td> </tr> <tr> <td>EEPROM Patch:</td> <td>“v0105b0118”</td> </tr> <tr> <td><u>IDProtect</u></td> <td><u>Athena SCS</u></td> </tr> <tr> <td>Release Date</td> <td>4080 (21/03/14)</td> </tr> <tr> <td>Release Level</td> <td>0001</td> </tr> <tr> <td>ROM Code:</td> <td>“OS755_ePassport_AT90SC28880RCFV2_001”</td> </tr> <tr> <td>EEPROM Code:</td> <td>(none)</td> </tr> <tr> <td><u>AT90SC28880RCFV2</u></td> <td><u>Inside Secure</u></td> </tr> <tr> <td>Revision</td> <td>C</td> </tr> <tr> <td>Toolbox</td> <td>revision 3.22.04</td> </tr> <tr> <td>Certificate</td> <td>ANSSI-CC-2013/59 [9]</td> </tr> </table> | <u>IASECC Applet</u> | <u>Athena SCS</u> | AID | A0000002471001 | Version | 0105 | Build | 0118 | ROM Code: | “v0005b0018” | EEPROM Patch: | “v0105b0118” | <u>IDProtect</u> | <u>Athena SCS</u> | Release Date | 4080 (21/03/14) | Release Level | 0001 | ROM Code: | “OS755_ePassport_AT90SC28880RCFV2_001” | EEPROM Code: | (none) | <u>AT90SC28880RCFV2</u> | <u>Inside Secure</u> | Revision | C | Toolbox | revision 3.22.04 | Certificate | ANSSI-CC-2013/59 [9] |
| <u>IASECC Applet</u> | <u>Athena SCS</u> | | | | | | | | | | | | | | | | | | | | | | | | | | | | | | |
| AID | A0000002471001 | | | | | | | | | | | | | | | | | | | | | | | | | | | | | | |
| Version | 0105 | | | | | | | | | | | | | | | | | | | | | | | | | | | | | | |
| Build | 0118 | | | | | | | | | | | | | | | | | | | | | | | | | | | | | | |
| ROM Code: | “v0005b0018” | | | | | | | | | | | | | | | | | | | | | | | | | | | | | | |
| EEPROM Patch: | “v0105b0118” | | | | | | | | | | | | | | | | | | | | | | | | | | | | | | |
| <u>IDProtect</u> | <u>Athena SCS</u> | | | | | | | | | | | | | | | | | | | | | | | | | | | | | | |
| Release Date | 4080 (21/03/14) | | | | | | | | | | | | | | | | | | | | | | | | | | | | | | |
| Release Level | 0001 | | | | | | | | | | | | | | | | | | | | | | | | | | | | | | |
| ROM Code: | “OS755_ePassport_AT90SC28880RCFV2_001” | | | | | | | | | | | | | | | | | | | | | | | | | | | | | | |
| EEPROM Code: | (none) | | | | | | | | | | | | | | | | | | | | | | | | | | | | | | |
| <u>AT90SC28880RCFV2</u> | <u>Inside Secure</u> | | | | | | | | | | | | | | | | | | | | | | | | | | | | | | |
| Revision | C | | | | | | | | | | | | | | | | | | | | | | | | | | | | | | |
| Toolbox | revision 3.22.04 | | | | | | | | | | | | | | | | | | | | | | | | | | | | | | |
| Certificate | ANSSI-CC-2013/59 [9] | | | | | | | | | | | | | | | | | | | | | | | | | | | | | | |
| Mask reference | “OS755_ePassport_AT90SC28880RCFV2_001” | | | | | | | | | | | | | | | | | | | | | | | | | | | | | | |

Table 2: TOE Identification

1.3. Composite TOE

In this Security Target, the name of the composite TOE developer (Athena SCS, Inc.) will be referenced as 'Athena'.

IDProtect with associated ICAO applet are embedded on Inside Secure AT90SC28880RCFV2 IC.

The composition analysis conducted in this section will use the words Platform to designate the Inside Secure AT90SC28880RCFV2 IC [6, 7], Application to designate the two software components Athena IDProtect Duo and Athena ICAO Applet, and Composite Product to designate the TOE.

According to the Composite product documentation [14], the different roles considered in the composition activities are associated as follows:

| | |
|--------------------------------------|---------------|
| Platform Developer | Inside Secure |
| Platform Evaluator | Leti |
| Platform Certification Body | ANSSI |
| Application Developer | Athena |
| Composite Product Integrator | Inside Secure |
| Composite Product Evaluator | CEACI Thales |
| Composite Product Certification Body | ANSSI |
| Composite Product evaluation Sponsor | Athena |

See composition requirements coverage:

- [R1] Platform was evaluated to CC EAL 5+ [9] according to BSI-PP-0035-2007 [8] and Composite Product ST relies on this claim.
- [R2] Platform Security Target [10] is available.
- [R3] Evaluated versions of the Platform and Application are exposed here in section 1.2
- [R4] Integration evidences are provided as part of the process.
- [R5] Integration is guided by delivery procedures enforced by Athena and Inside Secure.
- [R6] Integration process involves all configuration parameters provided by Athena.
- [R7] Integration data and processing are tracked by Athena.
- [R8] Application development process incorporates the Platform User Guide as technical input.
- [R9] EAL 5+ certification of the Platform provides:
 - List of applicable Technical Guides, Application Notes and Errata Sheets
 - Certified Platform ETR
 - Platform Certification Report and Maintenance Report [9]
- [R10] TOE Test Plan describes validation of the Application on Platform dedicated emulator.

- [R11] TOE Test Plan describes validation of the Application on the Platform.
- [R12] Platform certification includes testing evaluation.
- [R13] Platform samples are delivered by Inside Secure to TOE's evaluator for testing purpose.
- [R14] Composite Product samples are delivered by Inside Secure to TOE's evaluator for penetration testing purpose.
- [R15] Platform open samples are delivered by Inside Secure to TOE's evaluator for testing purpose.
- [R16] EAL 5+ certification of the Platform provides Certified Platform ETR and Certification Report.

1.4. TOE Overview

The protection profile [4] defines the security objectives and requirements for the contactless chip of machine readable travel documents (MRTD) based on the requirements and recommendations of the International Civil Aviation Organization (ICAO). This ST extends this PP to contact, contactless and dual interface smartcard modules. It addresses the advanced security methods Basic Access Control (BAC) and Extended Access Control (EAC) and Chip Authentication similar to the Active Authentication in the Technical reports of 'ICAO Doc 9303' [15].

Athena IDProtect Duo v10 passport application is configurable in BAC or EAC chip authentication modes, with or without Active Authentication [15]. Also, it supports contact and contactless communication.

This ST applies to the EAC configuration with or without Active Authentication.

Note that there is no non-TOE hardware/software/firmware that is required by the TOE.

1.4.1. TOE Definition

The Target of Evaluation (TOE) is the integrated circuit chip of machine readable travel documents (MRTD's chip) programmed according to the Logical Data Structure (LDS) [15] and providing the BAC and EAC according to the 'ICAO Doc 9303' [15] and BSI TR-03110 [16], respectively.

The TOE comprises at least:

- the circuitry of the MRTD's chip (AT90SC28880RCFV2 IC [6])
- the IC Dedicated Software with the parts IC Dedicated Test and Support Software (Ad-X [7])
- the IC Embedded Software (IDProtect Operating System)
- the MRTD application (ICAO applet)
- the associated guidance documentation

1.4.2. TOE usage and security features for operational use

A State or Organization issues MRTDs to be used by the holder for international travel. The traveler presents a MRTD to the inspection system to prove his or her identity. The MRTD in context of this TOE contains (i) visual (eye readable) biographical data and portrait of the holder, (ii) a separate data summary (MRZ data) for visual and machine reading using OCR methods in the Machine readable zone (MRZ) and (iii) data elements on the MRTD's chip according to LDS for contactless machine reading. The

authentication of the traveler is based on (i) the possession of a valid MRTD personalized for a holder with the claimed identity as given on the biographical data page and (ii) optional biometrics using the reference data stored in the MRTD. The issuing State or Organization ensures the authenticity of the data of genuine MRTD's. The receiving State trusts a genuine MRTD of an issuing State or Organization.

The issuing State or Organization implements security features of the MRTD to maintain the authenticity and integrity of the MRTD and their data. The MRTD as the passport book and the MRTD's chip is uniquely identified by the Document Number.

The physical MRTD is protected by physical security measures (e.g. watermark on paper, security printing), logical (e.g. authentication keys of the MRTD's chip) and organizational security measures (e.g. control of materials, personalization procedures) [15]. These security measures include the binding of the MRTD's chip to the passport book.

The logical MRTD is protected in authenticity and integrity by a digital signature created by the document signer acting for the issuing State or Organization and the security features of the MRTD's chip.

The ICAO defines the baseline security methods (Passive Authentication) and the optional advanced security methods (BAC to the logical MRTD, Active Authentication of the MRTD's chip, EAC to the logical MRTD and the Data Encryption of additional sensitive biometrics) as optional security measure in the 'ICAO Doc 9303' [15]. The Passive Authentication Mechanism and the Data Encryption are performed completely and independently on the TOE by the TOE environment.

This TOE addresses the protection of the logical MRTD (i) in integrity by write only- once access control and by physical means, and (ii) in confidentiality by the EAC Mechanism. This TOE addresses the AA as an optional security mechanism.

1.5. TOE Description

1.5.1. General

The TOE is an MRTD IC where application software is masked in ROM and that can be assembled in a variety of form factors. The main form factor is the electronic passport, a paper book passport embedding a contactless module:




Figure 1 – TOE Main Form Factor (*photo non-contractual*)

The followings are an informal and non-exhaustive list of example graphic representations of possible end products embedding the TOE:

- Contactless interface cards and modules
- Dual interface cards and modules
- Contact only cards and modules
- SOIC8 package
- QFN44 package
- Chip on Board (PCB)

The scope of this TOE is covered in section 1.3.1 above.

The TOE is linked to a MRTD reader via its HW and physical interfaces.

- The contactless type interface of the TOE smartcard is ISO/IEC 14443 compliant.
- The optional contact type interface of the TOE smartcard is ISO/IEC 7816 compliant.
- The optional interfaces of the TOE SOIC-8 are ISO 9141 compliant.
- The optional interfaces of the TOE QNF-44 are JEDEC compliant.

There are no other external interfaces of the TOE except the ones described above.

The antenna and the packaging, including their external interfaces, are out of the scope of this TOE.

The TOE may be applied to a contact reader or to a contactless reader, depending on the external interface type(s) available in its form factor. The readers are connected to a computer and allow application programs (APs) to use the TOE.

1.5.2. MRTD's chip

For this TOE the MRTD is viewed as unit of

- (1) The **physical MRTD** as travel document in form of paper, plastic and chip. It presents visual readable data including (but not limited to) personal data of the MRTD holder
 - a. the biographical data on the biographical data page of the passport book,
 - b. the printed data in the Machine Readable Zone (MRZ) and
 - c. the printed portrait.

- (2) The **logical MRTD** as data of the MRTD holder stored according to the Logical Data Structure [15] as specified by ICAO on the contactless integrated circuit. It presents contactless readable data including (but not limited to) personal data of the MRTD holder
 - a. the digital Machine Readable Zone Data (digital MRZ data, EF.DG1),
 - b. the digitized portraits (EF.DG2),
 - c. the biometric reference data of finger(s) (EF.DG3) or iris image(s) (EF.DG4) or both,
 - d. the other data according to LDS (EF.DG5 to EF.DG16) and
 - e. the Document security object.

This TOE addresses the protection of the logical MRTD:

- in integrity by write-only-once access control and by physical means, and
- in confidentiality by the Extended Access Control Mechanism.

This TOE addresses the Chip Authentication described in [16] as an alternative to the Active Authentication stated in [15].

1.5.3. Basic Access Control

The confidentiality by Basic Access Control (BAC) is a mandatory security feature that is implemented by the TOE. For BAC, the inspection system

- (i) reads optically the MRTD,
- (ii) authenticates itself as an inspection system by means of Document Basic Access Keys.

After successful authentication of the inspection system the MRTD's chip provides read access to the logical MRTD by means of private communication (secure messaging) with this inspection system [15], normative appendix 5.

In compliance with the ICAO Extended protection profile [5], this ST requires the TOE to implement the Chip Authentication defined in [16]. The Chip Authentication prevents data traces described in [15], informative appendix 7, A7.3.3. The Chip Authentication is provided by the following steps:

- (i) the inspection system communicates by means of secure messaging established by Basic Access Control,
- (ii) the inspection system reads and verifies by means of the Passive Authentication the authenticity of the MRTD's Chip Authentication Public Key using the Document Security Object,
- (iii) the inspection system generates an ephemeral key pair,
- (iv) the TOE and the inspection system agree on two session keys for secure messaging in ENC_MAC mode according to the Diffie-Hellman Primitive and
- (v) the inspection system verifies by means of received message authentication codes whether the MRTD's chip was able or not to run this protocol properly (i.e. the TOE proves to be in possession of the Chip Authentication Private Key corresponding to the Chip Authentication Public Key used for derivation of the session keys).

The Chip Authentication requires collaboration of the TOE and the TOE environment.

1.5.4. Extended Access Control

In compliance with the ICAO Extended protection profile [5], this ST requires the TOE to implement the Extended Access Control as defined in [16]. The Extended Access Control consists of two parts:

- (i) the Chip Authentication Protocol and
- (ii) the Terminal Authentication Protocol.

The Chip Authentication Protocol:

- (i) authenticates the MRTD's chip to the inspection system and
- (ii) establishes secure messaging which is used by Terminal Authentication to protect the confidentiality and integrity of the sensitive biometric reference data during their transmission from the TOE to the inspection system.

Therefore Terminal Authentication can only be performed if Chip Authentication has been successfully executed. The Terminal Authentication Protocol consists of

- (i) the authentication of the inspection system as entity authorized by the receiving State or Organization through the issuing State, and
- (ii) an access control by the TOE to allow reading the sensitive biometric reference data only to successfully authenticated authorized inspection systems.

The issuing State or Organization authorizes the receiving State by means of certification the authentication public keys of Document Verifiers who create Inspection System Certificate

1.5.5. Active Authentication

This TOE offers an optional mechanism called Active Authentication and specified in [16] section 1.2. This security feature is a digital security feature that prevents cloning by introducing a chip-individual key pair:

- (i) The public key is stored in data group DG15 and thus protected by Passive Authentication.
- (ii) The corresponding private key is stored in secure memory and may only be used internally by the MRTD chip and cannot be read out.

Thus, the chip can prove knowledge of this private key in a challenge-response protocol, which is called Active Authentication. In this protocol the MRTD chip digitally signs a challenge randomly chosen by the inspection system. The inspection system recognizes that the MRTD chip is genuine if and only if the returned signature is correct. Active Authentication is a straightforward protocol and prevents cloning very effectively, but introduces a privacy threat: Challenge Semantics (see Appendix F for a discussion on Challenge Semantics).

1.6. TOE Limits

The TOE boundaries are the following:

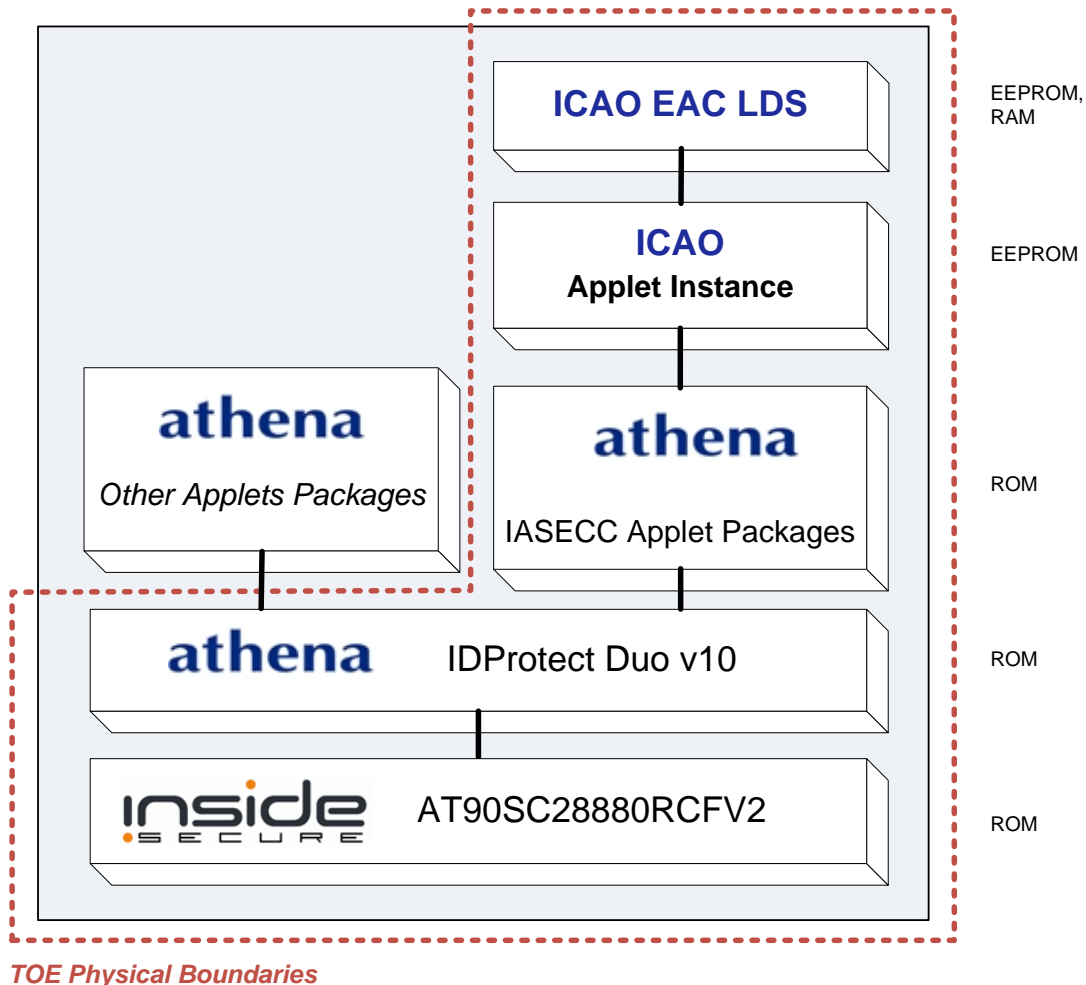


Figure 2 – TOE Description

Three Athena applet packages are present on the chip: IASECC applet, LASER applet and MiniDriver applet. No other Java Card applet package is present in the chip. Athena LASER and MiniDriver applet packages are not in the scope of this TOE.

The IASECC package could be instantiated into an ICAO applet instance or an IAS-ECC applet instance. Only the ICAO applet instance is part of the TOE, and no other instance should be installed.

IDProtect Operating System enforces separation of the data between the applets and associated packages imposing logical separation of data using the Java Card Firewall [11-JCRE].

Athena IDProtect is a GlobalPlatform 2.1.1 and Java Card 2.2.2 compliant Operating System that provides applets with standard services as defined in the related GlobalPlatform [13] and Java Card specifications [12].

The hardware platform on which the Operating System is implemented is the Inside Secure AT90SC28880RCFV2 IC. This IC is certified according to CC EAL 5+ [9] with the Security Target [10] compliant with BSI-PP-0002-2001 [8].

1.7. TOE Guidance

The TOE guidance comprises the following documentation:

| Title | Date | Version |
|---|---------------|---------|
| IDProtect Duo v10 – ICAO Manufacturer Manual v1.0 12 March 2015 | 12 March 2015 | 1.0 |
| IDProtect Duo v10 – ICAO EAC Preparation Manual | 12 March 2015 | 1.0 |
| IDProtect Duo v10 – ICAO EAC Operation Manual | 12 March 2015 | 1.0 |

1.8. TOE lifecycle

The TOE lifecycle is shown in Figure 3.

The integration phase is added to the PP generic lifecycle as this particular TOE requires that card production phase is refined.

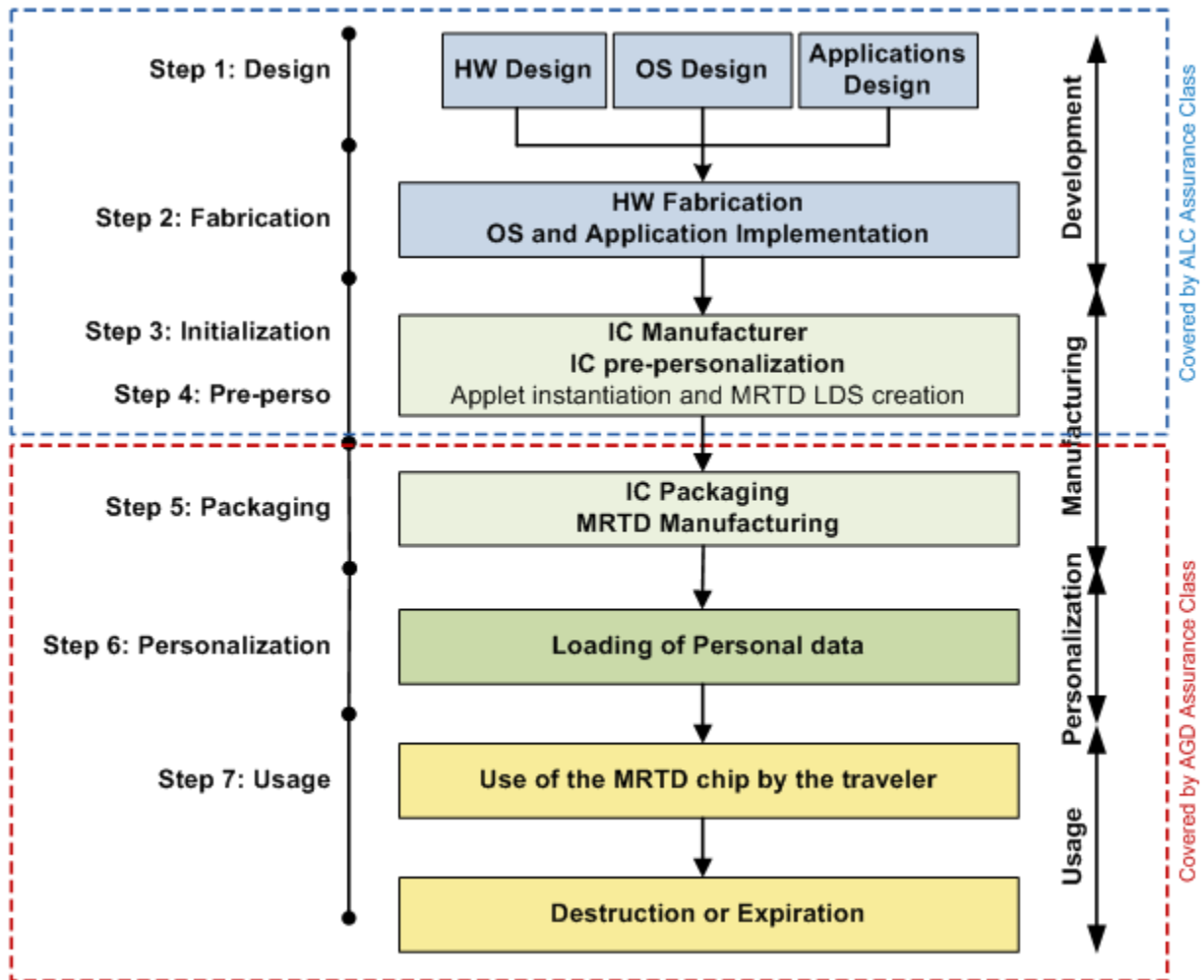


Figure 3 – TOE lifecycle

1.8.1. Phase 1 “Development”

(Step 1)

The TOE is developed in phase 1. The IC developer develops the integrated circuit, the IC Dedicated Software and the guidance documentation associated with these TOE components.

HW Design – Inside Secure

(Step 2)

The software developer uses the guidance documentation for the integrated circuit and the guidance documentation for relevant parts of the IC Dedicated Software and develops the IC Embedded Software (operating system), the MRTD application and the guidance documentation associated with these TOE components.

| | | |
|---------------------------|----------------------------------|---------------------------------------|
| <u>OS Design</u> | – Athena Development departments | – Cupertino then Los Gatos, US |
| | | – Edinburgh then Livingston, Scotland |
| <u>Application Design</u> | – Athena Development departments | – Cupertino then Los Gatos, US |

The manufacturing documentation of the IC including the IC Dedicated Software and the Embedded Software in the non-volatile non-programmable memories (ROM) is securely delivered to the IC manufacturer. The IC Embedded Software in the non-volatile programmable memories, the MRTD application and the guidance documentation is securely delivered to the MRTD manufacturer.

1.8.2. Phase 2 “Manufacturing”**(Step 3)**

In a first step the TOE integrated circuit is produced containing the MRTD’s chip Dedicated Software and the parts of the MRTD’s chip Embedded Software in the non-volatile non-programmable memories (ROM). The IC manufacturer writes the IC Identification Data onto the chip to control the IC as MRTD material during the IC manufacturing and the delivery process to the MRTD manufacturer. The IC is securely delivered from the IC manufacturer to the MRTD manufacturer.

The IC manufacturer adds the parts of the IC Embedded Software in the non-volatile programmable memories (for instance EEPROM). Patch mechanism is terminated in this phase.

HW Fabrication and OS & Application implementation – Inside Secure

IC Manufacturing – Inside Secure

The Operating System and applicative parts of the TOE which are developed by Athena are sent in a secure way to Inside Secure for masking in NVM. In addition to the TOE, the mask contains confidential data, knowledge of which is required in order to initialize and personalize the chip. Additional Java Card applets developed by Athena are included in the mask and the corresponding converted files (.cap or .jca) are also provided to Inside Secure.

(Step 4)

During the step Pre-Perso, the MRTD manufacturer

- (i) creates the MRTD application and
- (ii) equips MRTD’s chips with pre-personalization Data

IC Pre-Personalization – Inside Secure

Creation of the application implies applet instantiation and the creation of MF and ICAO.DF. Card Content Loading and Installing mechanism is terminated in this phase.

The pre-personalized MRTD together with the IC Identifier is securely delivered from the MRTD manufacturer to the Personalization Agent. Athena or the MRTD Manufacturer also provides the relevant parts of the guidance documentation to the Personalization Agent.

(Step 5)

The MRTD manufacturer combines the IC with hardware for the contactless interface in the passport book.

IC Packaging – Inside Secure

MRTD Manufacturing – Inside Secure

This step corresponds to the integration of the hardware and firmware components into the final product body. The TOE is protected during transfer between various parties. IC Packaging and MRTD Manufacturing are not part of the scope of this TOE.

1.8.3. Phase 3 “Personalization of the MRTD”

(Step 6)

The personalization of the MRTD includes:

- the survey of the MRTD holder’s biographical data,
- the enrolment of the MRTD holder biometric reference data,
- the printing of the visual readable data onto the physical MRTD,
- the writing of the TOE User Data and TSF Data into the logical MRTD and
- configuration of the TSF if necessary.

The step 6 is performed by the Personalization Agent and includes but is not limited to the creation of the digital MRZ data (EF.DG1), the digitized portrait (EF.DG2), and the Document security object. The signing of the Document security object by the Document signer [15] finalizes the personalization of the genuine MRTD for the MRTD holder. The personalized MRTD (together with appropriate guidance for TOE use if necessary) is handed over to the MRTD holder for operational use.

Personalization – 3rd Party Personalization facility

The TOE is protected during transfer between various parties by the confidential information which resides in the card during mask production.

The Personalization phase is not part of the scope of this TOE.

1.8.4. Phase 4 “Operational Use”

Where upon the card is delivered to the MRTD holder and until MRTD is expired or destroyed.

(Step 7)

The TOE is used as MRTD chip by the traveler and the inspection systems in the “Operational Use” phase. The user data can be read according to the security policy of the issuing State or Organization and can be used according to the security policy of the issuing State but they can never be modified.

The Operational Use phase is not part of the scope of this TOE.

1.9. Features of IDProtect – Informational

Note: The features described in this section are provided by the IDProtect product family, they are not necessarily Security Functions of the TOE. Please refer to section 7 of this Security Target to find the TOE summary specification.

Java promises write once, run anywhere capability. Athena IDProtect - Athena Java Card technology and GlobalPlatform Operating System - fulfils that promise for the smart card industry.

Athena's IDProtect is built to give you flexibility in the way you work: a blank canvas on which to create smart card products for all market sectors.

Central to Athena IDProtect is its compliance with the Java Card and GlobalPlatform standards; multiple compliant Java Card applets from any source will run securely on Athena IDProtect enabled silicon. Applets can be securely loaded and deleted post issuance thanks to GlobalPlatform compliant Issuer Security Domain implementation. Athena uses its RapidPort architecture to ease the process of porting the system to different silicon platforms, including contactless, meaning it is already available on various devices from leading manufacturers.

1.9.1. GlobalPlatform

IDProtect provides a Card Manager. This is a generic term for the three card management entities of a GlobalPlatform card; the GlobalPlatform Environment, Issuer Security Domain and Cardholder Verification Method Service Provider.

| | |
|---|---|
| GlobalPlatform 2.1.1 | Information Technology - Identification cards - Integrated circuit(s) cards with contacts - Part 4: Inter-industry commands for interchange |
| Atomic Package and Application Deletion | Memory recovered and is reusable |
| Global PIN | A PIN that may be checked by all applets on a card, using CVM.verify(). Its value is usually set at personalization time |
| Secure Channel Protocol 01 | SCP01 provides mutual authentication; integrity and data origin authentication; confidentiality |
| Secure Channel Protocol 02 | Support for all SCP02 options |
| Secure Channel Protocol 03 | Support for all SCP03 options |

| | |
|--------------------------------------|---|
| Repeated application install failure | The OPEN may keep track of the number of unsuccessful consecutive attempts of the Card Content load and installation process by a particular Application and the total number of such attempts by all applications. Actions may include such defensive measures as the locking or termination of the card |
| Applications boundary violations | The OPEN may also enable velocity checking against repeated failed attempts by an Application to allocate additional memory beyond its allowed limit as stored in the Open Platform Registry. The OPEN may choose to lock an Application which exhibits such behavior |

1.9.2. Java Card

Athena IDProtect Duo v10 is compatible with the following Java Card standards versions [12]:

- Runtime Environment Specification for the Java Card Platform, Version 2.2.2 March, 2006
- Application Programming Interface, Java Card Platform, Version 2.2.2 March, 2006
- Virtual Machine Specification for the Java Card Platform, Version 2.2.2 March, 2006

Data type *int* is optionally supported in the JCVM and is supported in IDProtect.

1.9.3. Security settings

| | |
|------------------------------------|---|
| Keys and PINs are stored encrypted | The OS does not store any Keys or PINs in plain text during computation |
| On card key generation | RSA keys indicated in the Key Pair list may be generated on the card |
| FIPS 140-2 Level 3 | Federal Information Processing Standards Publication: Security Requirements for Cryptographic Modules FIPS PUB 140-2 |
| FIPS approved DRBG | IDProtect supports the secure RNG specified in JC API and is FIPS approved |
| FIPS 140-2 Self Tests | Self-tests are performed to check that the HRNG and the DRBG are not stuck and that RSA Keys that are generated by the TOE are a consistent pair. |
| FIPS 140-2 KAT | Known Answer Tests performed at power up. The cryptographic function tests consist of computing from pre-recorded input data, and comparing the results with pre-recorded answers |
| FIPS 140-2 Software Integrity | Checks that no FIPS application present in EEPROM (packages) is corrupted. The error detecting code is FIPS approved |

1.9.4. Communication

Athena IDProtect Duo v5 provides the following communication features:

- Physical: ISO/IEC 7816- 1 and 2
- Electrical: ISO/IEC 7816- 3 and 4
- Protocol Support:
 - Protocol T=0 with PPS for speed enhancement
 - Protocol T=1 with PPS for speed enhancement with extended APDU length support
 - Contactless with a full support for ISO/IEC 14443 Type B protocol

1.9.5. Cryptography

Athena IDProtect Duo v10 supports the following cryptographic algorithms:

- AES: AES_128, AES_192, AES_256
- DES [19]: Single DES, 2 Key TDES, 3 Key TDES
- ECC:
 - Finite Prime Field
 - ECC key pair generation
 - Key length: 192 to 521 bits
 - Algorithm: ALG_ECDSA_SHA, ALG_ECDSA_SHA_224, ALG_ECDSA_SHA256
- RSA:
 - Standard and CRT
 - RSA key pair generation
 - Used Key length: RSA_1024 to RSA_2048 bits
 - Algorithm: ALG_RSA_SHA_ISO9796 [17], ALG_RSA_NOPAD, ALG_RSA_SHA_PKCS1, ALG_RSA_SHA256_PKCS1, ALG_RSA_PCKS1, ALG_RSA_SHA_PKCS1_PSS, ALG_RSA_SHA256_PKCS1_PSS
- Hash: SHA-1, SHA-224 [18], SHA-256, SHA-384, SHA-512
- RNG: PSEUDO and SECURE

Note that not all the Cryptographic algorithms, lengths and modes are involved in TOE Security Functions. Please refer to the relevant SFRs for a complete description of what cryptography is used by the TOE (section 6.1.2).

2. Conformance Claims

2.1. CC Conformance Claim

The ST claims compliance with the following references:

- Common Criteria Version 3.1 Part 1 [1]
- Common Criteria Version 3.1 Part 2 [2] extended
- Common Criteria Version 3.1 Part 3 [3] conformant

Extensions are based on the Protection Profile (PP [5]) presented in the next section:

- FAU_SAS.1 'Audit data storage'
- FCS_RND.1 'Generation of random numbers'
- FIA_API.1 'Authentication Proof of Identity'
- FMT_LIM.1 'Limited capabilities'
- FMT_LIM.2 'Limited availability'
- FPT_EMSEC.1 'TOE emanation'

The assurance level for this ST is EAL 5 augmented with:

- ALC_DVS.2, and
- AVA_VAN.5

2.2. PP Claim

This ST claims strict conformance to the following Protection Profile:

| Protection Profile [5] | |
|--|--|
| Machine Readable Travel Document with “ICAO Application”, Extended Access Control | |
| Version | 1.10 |
| Date | 25 th March 2009 |
| Prepared by | Bundesamt für Sicherheit in der Informationstechnik (BSI) |
| Identification | PP0056 |
| Approved by | Bundesamt für Sicherheit in der Informationstechnik (BSI) |
| Registration | BSI-CC-PP-0056-2009 |
| Assurance Level | Common Criteria 3.1 EAL 4 augmented by ALC_DVS.2 and AVA_VAN.5 |

The ICAO BAC and EAC PPs define the security objectives and requirements for the contactless chip of machine readable travel documents (MRTD) based on the requirements and recommendations of the International Civil Aviation Organization (ICAO). It addresses the advanced security methods Basic Access Control and Extended Access Control and Chip Authentication similar to the Active Authentication in the Technical reports of ‘ICAO Doc 9303’ [15].

This MRTD’s IC does not limit the TOE interfaces to contactless: both contact and contactless interfaces are part of this TOE and the PP content has been enhanced for this purpose.

3. Security Problem Definition

3.1. Assets

The assets to be protected by the TOE include the User Data on the MRTD's chip.

Logical MRTD sensitive User Data

Sensitive biometric reference data:

- **EF.DG3:** Biometric Finger(s)
- **EF.DG4:** Biometric Eye(s) Iris

Logical MRTD data

The 'ICAO Doc 9303' [15] requires that Basic Inspection Systems must have access to the following logical data which integrity should always be preserved:

- **EF.COM:** Common Data Elements, lists the existing EF with the user data
- **EF.SOD:** Document Security Object according to LDS [15] used by the inspection system for Passive Authentication of the logical MRTD
- **EF.DG1:** document's data (Type, Issuing State or Organization, Number, Expiry Date, Optional Data), holder's data (Name, Nationality, Date of Birth, Sex) and Check Digits
- **EF.DG2:** Encoded Face (Global Interchange Feature)
- **EF.DG5:** Biometric Face
- **EF.DG7:** Displayed Signature or Usual Mark
- **EF.DG8:** Displayed Portrait
- **EF.DG9:** Data Feature(s)
- **EF.DG10:** Structure Feature(s)
- **EF.DG11:** Additional Personal Detail(s)
- **EF.DG12:** Additional Document Detail(s)
- **EF.DG13:** optional Detail(s)

- **EF.DG14:** Security Info (Chip Authentication Public Key Info)
- **EF.DG15:** Active Authentication Public Key Info
- **EF.DG16:** Person(s) to Notify

Due to interoperability reasons with 'ICAO Doc 9303' [15], the TOE specifies the BAC mechanisms with resistance against enhanced basic attack potential granting access to:

- o Logical MRTD standard User Data (i.e. Personal Data) of the MRTD holder (EF.DG1, EF.DG2, EF.DG5 to EF.DG13, EF.DG16) (DG6 is absent),
- o Chip Authentication Public Key in EF.DG14,
- o Active Authentication Public Key in EF.DG15,
- o Document Security Object (SOD) in EF.SOD,
- o Common data in EF.COM.

The TOE prevents read access to sensitive User Data

- o Sensitive biometric reference data (EF.DG3, EF.DG4).

Authenticity of the MRTD's chip

The authenticity of the MRTD's chip personalized by the issuing State or Organization for the MRTD holder is used by the traveler to prove his possession of a genuine MRTD. This authenticity relies on the confidentiality and integrity of data such as the Active Authentication Public Key Info or the Chip Authentication Private Key.

3.2. Subjects

This Security Target considers the following subjects:

S.Manufacturer

The generic term for the IC Manufacturer producing the integrated circuit and the MRTD Manufacturer completing the IC to the MRTD's chip. The Manufacturer is the default user of the TOE during the Phase 2 Manufacturing. The TOE does not distinguish between the users IC Manufacturer and MRTD Manufacturer using this role Manufacturer.

S.Personalizer *Personalization Agent*

The agent is acting on behalf of the issuing State or Organization to personalize the MRTD for the holder by some or all of the following activities: (i) establishing the identity of the holder for the biographic data in the MRTD, (ii) enrolling the biometric reference data of the MRTD holder i.e. the portrait, the encoded finger image(s) and/or the encoded iris image(s), (iii) writing these data on the physical and logical MRTD for the holder as defined for global, international and national interoperability, (iv) writing the initial TSF data and (v) signing the Document Security Object defined in [15].

S.Country *Country Verifying Certification Authority*

The Country Verifying Certification Authority (CVCA) enforces the privacy policy of the issuing State or Organization with respect to the protection of sensitive biometric reference data stored in the MRTD. The CVCA represents the country specific root of the PKI of Inspection Systems and creates the Document Verifier Certificates within this PKI. The updates of the public key of the CVCA are distributed in the form of Country Verifying CA Link-Certificates.

S.DV *Document Verifier*

The Document Verifier (DV) enforces the privacy policy of the receiving State with respect to the protection of sensitive biometric reference data to be handled by the Extended Inspection Systems. The Document Verifier manages the authorization of the Extended Inspection Systems for the sensitive data of the MRTD in the limits provided by the issuing States or Organizations in the form of the Document Verifier Certificates.

S.Terminal

A terminal is any technical system communicating with the TOE through its physical interfaces.

S.IS *Inspection system*

A technical system used by the border control officer of the receiving State (i) examining an MRTD presented by the traveler and verifying its authenticity and (ii) verifying the traveler as MRTD holder. The **Basic Inspection System** (BIS) (i) contains a terminal for the communication with the MRTD's chip, (ii) implements the terminals part of the Basic Access Control Mechanism and (iii) gets the

authorization to read the logical MRTD under the Basic Access Control by optical reading the MRTD or other parts of the passport book providing this information. The **General Inspection System** (GIS) is a Basic Inspection System which implements additionally the Chip Authentication Mechanism. The **Extended Inspection System** (EIS) in addition to the General Inspection System (i) implements the Terminal Authentication Protocol and (ii) is authorized by the issuing State or Organization through the Document Verifier of the receiving State to read the sensitive biometric reference data. The security attributes of the EIS are defined of the Inspection System Certificates.

S.Holder*MRTD Holder*

The rightful holder of the MRTD for whom the issuing State or Organization personalized the MRTD.

S.Traveler

Person presenting the MRTD to the inspection system and claiming the identity of the MRTD holder.

3.3. Assumptions

The assumptions describe the security aspects of the environment in which the TOE will be used or is intended to be used.

| |
|--|
| A.MRTD_Manufact <i>MRTD manufacturing on steps 5 to 6</i> |
|--|

It is assumed that appropriate functionality testing of the MRTD is used. It is assumed that security procedures are used during all manufacturing and test operations to maintain confidentiality and integrity of the MRTD and of its manufacturing and test data (to prevent any possible copy, modification, retention, theft or unauthorized use).

| |
|---|
| A.MRTD_Delivery <i>MRTD delivery during steps 5 to 6</i> |
|---|

Procedures shall guarantee the control of the TOE delivery and storage process and conformance to its objectives:

- Procedures shall ensure protection of TOE material/information under delivery and storage.
- Procedures shall ensure that corrective actions are taken in case of improper operation in the delivery process and storage.
- Procedures shall ensure that people dealing with the procedure for delivery have got the required skill.

| |
|---|
| A.Pers_Agent <i>Personalization of the MRTD's chip</i> |
|---|

The Personalization Agent ensures the correctness of

- the logical MRTD with respect to the MRTD holder,
- the Document Basic Access Keys,
- the Chip Authentication Public Key (EF.DG14) if stored on the MRTD's chip, and
- the Document Signer Public Key Certificate (if stored on the MRTD's chip).

The Personalization Agent signs the Document Security Object. The Personalization Agent bears the Personalization Agent Authentication to authenticate himself to the TOE by symmetric cryptographic mechanisms.

| |
|--|
| A.Pers_Agent_AA <i>Personalization of the MRTD's chip including Active Authentication</i> |
|--|

The Personalization Agent ensures the correctness of the Active Authentication Public Key (EF.DG15) if stored on the MRTD's chip.

The Personalization Agent bears the Personalization Agent Authentication to authenticate himself to the TOE by symmetric cryptographic mechanisms.

A.Insp_Sys *Inspection Systems for global interoperability*

The Inspection System is used by the border control officer of the receiving State:

- examining an MRTD presented by the traveler and verifying its authenticity and
- verifying the traveler as MRTD holder.

The Basic Inspection System for global interoperability

- includes the Country Signing CA Public Key and the Document Signer Public Key of each issuing State or Organization, and
- implements the terminal part of the Basic Access Control [15].

The **Basic Inspection System** reads the logical MRTD under Basic Access Control and performs the Passive Authentication to verify the logical MRTD. The **General Inspection System** in addition to the Basic Inspection System implements the Chip Authentication Mechanism. The General Inspection System verifies the authenticity of the MRTD's chip during inspection and establishes secure messaging with keys established by the Chip Authentication Mechanism. The **Extended Inspection System** in addition to the General Inspection System (i) supports the Terminal Authentication Protocol and (ii) is authorized by the issuing State or Organization through the Document Verifier of the receiving State to read the sensitive biometric reference data.

A.Insp_Sys_AA *Inspection Systems for global interoperability with Active Authentication*

The Inspection System may also implement the terminal part of the Active Authentication Protocol.

A.Signature_PKI *PKI for Passive Authentication*

The issuing and receiving States or Organizations establish a public key infrastructure for passive authentication i.e. digital signature creation and verification for the logical MRTD. The issuing State or Organization runs a Certification Authority (CA) which securely generates, stores and uses the Country Signing CA Key pair. The CA keeps the Country Signing CA Private Key secret and is recommended to distribute the Country Signing CA Public Key to ICAO, all receiving States maintaining its integrity. The Document Signer

- generates the Document Signer Key Pair,
- hands over the Document Signer Public Key to the CA for certification,
- keeps the Document Signer Private Key secret and
- uses securely the Document Signer Private Key for signing the Document Security Objects of the MRTDs.

The CA creates the Document Signer Certificates for the Document Signer Public Keys that are distributed to the receiving States and Organizations.

A.Auth_PKI*PKI for Inspection Systems*

The issuing and receiving States or Organizations establish a public key infrastructure for card verifiable certificates of the Extended Access Control. The Country Verifying Certification Authorities, the Document Verifier and Extended Inspection Systems hold authentication key pairs and certificates for their public keys encoding the access control rights. The Country Verifying Certification Authorities of the issuing States or Organizations are signing the certificates of the Document Verifier and the Document Verifiers are signing the certificates of the Extended Inspection Systems of the receiving States or Organizations. The issuing States or Organizations distribute the public keys of their Country Verifying Certification Authority to their MRTD's chip.

3.4. Threat agent

| | |
|-------------------|--|
| S.ATTACKER | <p>A threat agent trying</p> <ul style="list-style-type: none">(i) to manipulate the logical MRTD without authorization,(ii) to read sensitive biometric reference data (i.e. EF.DG3, EF.DG4) or(iii) to forge a genuine MRTD. <p>This threat agent has high attack potential.</p> |
|-------------------|--|

Application note: An impostor is attacking the inspection system as TOE IT environment independent on using a genuine, counterfeit or forged MRTD. Therefore the impostor may use results of successful attacks against the TOE but the attack itself is not relevant for the TOE.

3.5. Threats

Application note: *The threats T.Chip_ID and T.Skimming are averted by the mechanisms described in the BAC PP [4] (cf. P.BAC-PP) which cannot withstand an attack with high attack potential thus these are not addressed here.*

- *T.Chip_ID addresses the threat of tracing the movement of the MRTD by identifying remotely the MRTD's chip by establishing or listening to communications through the physical interfaces.*
- *T.Skimming addresses the threat of imitating the inspection system to read the logical MRTD or parts of it via the communication channel of the TOE. Both attacks are conducted by an attacker who cannot read the MRZ or who does not know the physical MRTD in advance.*

The TOE in collaboration with its IT environment shall avert the threats as specified below.

| |
|---|
| T.Read_Sensitive_Data <i>Read the sensitive biometric reference data</i> |
|---|

An attacker tries to gain the sensitive biometric reference data through the communication interface of the MRTD's chip. The attack T.Read_Sensitive_Data is similar to the threat T.Skimming (cf. [4]) in respect of the attack path (communication interface) and the motivation (to get data stored on the MRTD's chip) but differs from those in the asset under the attack (sensitive biometric reference data vs. digital MRZ, digitized portrait and other data), the opportunity (i.e. knowing Document Basic Access Keys) and therefore the possible attack methods. Note, that the sensitive biometric reference data are stored only on the MRTD's chip as private sensitive personal data whereas the MRZ data and the portrait are visually readable on the physical MRTD as well. The attacker knows the Document Basic Access Keys and is in possession of a legitimate MRTD. Threatened asset is confidentiality of sensitive logical MRTD (i.e. biometric reference) data.

| |
|--|
| T.Forgery <i>Forgery of data on MRTD's chip</i> |
|--|

An attacker alters fraudulently the complete stored logical MRTD or any part of it including its security related data in order to deceive on an inspection system by means of the changed MRTD holder's identity or biometric reference data. This threat comprises several attack scenarios of MRTD forgery. The attacker may alter the biographical data on the biographical data page of the passport book, in the printed MRZ and in the digital MRZ to claim another identity of the traveler. The attacker may alter the printed portrait and the digitized portrait to overcome the visual inspection of the inspection officer and the automated biometric authentication mechanism by face recognition. The attacker may alter the biometric reference data to defeat automated biometric authentication mechanism of the inspection system. The attacker may combine data groups of different logical MRTDs to create a new forged MRTD, e.g. the attacker writes the digitized portrait and optional biometric reference finger data read from the logical MRTD of a traveler into another MRTD's chip leaving their digital MRZ unchanged to claim the identity of the holder this MRTD. The attacker may also copy the complete unchanged logical MRTD to another chip. The attacker is in possession of one or more legitimate MRTDs. Threatened asset is authenticity of logical MRTD data.

T.Counterfeit *Counterfeit MRTD's chip*

An attacker with high attack potential produces an unauthorised copy or reproduction of a genuine MRTD's chip to be used as part of a counterfeit MRTD. This violates the authenticity of the MRTD's chip used for authentication of a traveler by possession of a MRTD. The attacker may generate a new data set or extract completely or partially the data from a genuine MRTD's chip and copy them on another appropriate chip to imitate this genuine MRTD's chip.

The attacker is in possession of one or more legitimate MRTDs.

Threatened asset is authenticity of logical MRTD data.

The TOE shall avert the threats as specified below.

T.Abuse-Func *Abuse of Functionality*

An attacker may use functions of the TOE which shall not be used in "Operational Use" phase in order (i) to manipulate User Data, (ii) to manipulate (explore, bypass, deactivate or change) security features or functions of the TOE or (iii) to disclose or to manipulate TSF Data. This threat addresses the misuse of the functions for the initialization and the personalization in the operational state after delivery to MRTD holder.

The attacker is in possession of a legitimate MRTD.

Threatened assets are confidentiality and authenticity of logical MRTD and TSF data, correctness of TSF.

T.Information_Leakage *Information Leakage from MRTD's chip*

An attacker may exploit information which is leaked from the TOE during its usage in order to disclose confidential TSF data. The information leakage may be inherent in the normal operation or caused by the attacker. Leakage may occur through emanations, variations in power consumption, I/O characteristics, clock frequency, or by changes in processing time requirements. This leakage may be interpreted as a covert channel transmission but is more closely related to measurement of operating parameters which may be derived either from measurements of the communication interfaces (emanation) or direct measurements (by contact to the chip still available even for a contactless chip) and can then be related to the specific operation being performed. Examples are the Differential Electromagnetic Analysis (DEMA) and the Differential Power Analysis (DPA). Moreover the attacker may try actively to enforce information leakage by fault injection (e.g. Differential Fault Analysis).

The attacker is in possession of a legitimate MRTD.

Threatened asset is confidentiality of logical MRTD and TSF data.

T.Phys-Tamper*Physical Tampering*

An attacker may perform physical probing of the MRTD's chip in order (i) to disclose TSF Data, or (ii) to disclose/reconstruct the MRTD's chip Embedded Software. An attacker may physically modify the MRTD's chip in order to (i) modify security features or functions of the MRTD's chip, (ii) modify security functions of the MRTD's chip Embedded Software, (iii) modify User Data or (iv) to modify TSF data. The physical tampering may be focused directly on the disclosure or manipulation of TOE User Data (e.g. the biometric reference data for the inspection system) or TSF Data (e.g. authentication key of the MRTD's chip) or indirectly by preparation of the TOE to following attack methods by modification of security features (e.g. to enable information leakage through power analysis). Physical tampering requires direct interaction with the MRTD's chip internals. Techniques commonly employed in IC failure analysis and IC reverse engineering efforts may be used. Before that, the hardware security mechanisms and layout characteristics need to be identified. Determination of software design including treatment of User Data and TSF Data may also be a pre-requisite. The modification may result in the deactivation of a security function. Changes of circuitry or data can be permanent or temporary.

The attacker is in possession of a legitimate MRTD.

Threatened assets are confidentiality and authenticity of logical MRTD and TSF data, correctness of TSF.

T.Malfunction*Malfunction due to Environmental Stress*

An attacker may cause a malfunction of TSF or of the MRTD's chip Embedded Software by applying environmental stress in order to (i) deactivate or modify security features or functions of the TOE or (ii) circumvent, deactivate or modify security functions of the MRTD's chip Embedded Software. This may be achieved e.g. by operating the MRTD's chip outside the normal operating conditions, exploiting errors in the MRTD's chip Embedded Software or misusing administration function. To exploit these vulnerabilities an attacker needs information about the functional operation.

The attacker is in possession of a legitimate MRTD.

Threatened assets are confidentiality and authenticity of logical MRTD and TSF data, correctness of TSF.

T.MOD_SOFT*Unauthorized Software Modification*

An attacker may perform unauthorized modification of Smart Card Embedded Software using the patch mechanism or the Card Content Loading and Installation mechanism.

3.6. Organisational Security Policies

The TOE shall comply with the following Organizational Security Policies (OSP) as security rules, procedures, practices, or guidelines imposed by an organization upon its operations.

P.BAC-PP

Fulfillment of the Basic Access Control Protection Profile

The issuing States or Organizations ensures that successfully authenticated Basic Inspection Systems have read access to logical MRTD data DG1, DG2, DG5 to DG16 the 'ICAO Doc 9303' [15] as well as to the data groups Common and Security Data. The MRTD is successfully evaluated and certified in accordance with the 'Common Criteria Protection Profile Machine Readable Travel Document with „ICAO Application", Basic Access Control' [4] in order to ensure the confidentiality of standard user data and preventing the traceability of the MRTD data.

Application note: *The organizational security policy P.Personal_Data drawn from the 'ICAO Doc 9303' [15] is addressed by the [4] (cf. P.BAC-PP). The confidentiality of the personal data other than EF.DG3 and EF.DG4 is ensured by the BAC mechanism. Note the BAC mechanisms may not resist attacks with high attack potential (cf. [4]). The TOE shall protect the sensitive biometric reference data in EF.DG3 and EF.DG4 against attacks with high attack potential. Due to the different resistance the protection of EF.DG3 and EF.DG4 on one side and the other EF.SOD, EF.COM, EF.DG1, EF.DG2 and EF.DG5 to EF.DG16 are addressed separated protection profiles, which is assumed to result in technically separated evaluations (at least for classes ASE and VAN) and certificates.*

P.Sensitive_Data

Privacy of sensitive biometric reference data

The biometric reference data of finger(s) (EF.DG3) and iris image(s) (EF.DG4) are sensitive private personal data of the MRTD holder. The sensitive biometric reference data can be used only by inspection systems which are authorized for this access at the time the MRTD is presented to the inspection system (Extended Inspection Systems). The issuing State or Organization authorises the Document Verifiers of the receiving States to manage the authorisation of inspection systems within the limits defined by the Document Verifier Certificate. The MRTD's chip shall protect the confidentiality and integrity of the sensitive private personal data even during transmission to the Extended Inspection System after Chip Authentication.

P.Manufact

Manufacturing of the MRTD's chip

The Initialization Data are written by the IC Manufacturer to identify the IC uniquely. The MRTD Manufacturer writes the Pre-personalization Data which contains at least the Personalization Agent Key.

P.Personalization*Personalization of the MRTD by issuing State or Organization only*

The issuing State or Organization guarantees the correctness of the biographical data, the printed portrait and the digitized portrait, the biometric reference data and other data of the logical MRTD with respect to the MRTD holder. The personalization of the MRTD for the holder is performed by an agent authorized by the issuing State or Organization only.

4. Security Objectives

This chapter describes the security objectives for the TOE and the security objectives for the TOE environment. The security objectives for the TOE environment are separated into security objectives for the development and production environment and security objectives for the operational environment.

4.1. SOs for the TOE

This section describes the security objectives for the TOE addressing the aspects of identified threats to be countered by the TOE and organizational security policies to be met by the TOE.

OT.AC_Pers*Access Control for Personalization of logical MRTD*

The TOE must ensure that the logical MRTD data in EF.DG1 to EF.DG16, the Document security object according to LDS [15] and the TSF data can be written by authorized Personalization Agents only. The logical MRTD data in EF.DG1 to EF.DG16 and the TSF data may be written only during and cannot be changed after its personalization. The Document security object can be updated by authorized Personalization Agents if data in the data groups EF.DG3 to EF.DG16 are added.

Application note: *The OT.AC_Pers implies that:*

- (1) *the data of the LDS groups written during personalization for MRTD holder (at least EF.DG1 and EF.DG2) cannot be changed by write access after personalization,*
- (2) *the Personalization Agents may (i) add (fill) data into the LDS data groups not written yet, and (ii) update and sign the Document Security Object accordingly. The support for adding data in the "Operational Use" phase is optional.*

OT.Data_Int*Integrity of personal data*

The TOE must ensure the integrity of the logical MRTD stored on the MRTD's chip against physical manipulation and unauthorized writing. The TOE must ensure the integrity of the logical MRTD data during their transmission to the General Inspection System after Chip Authentication.

OT.Sens_Data_Conf*Confidentiality of sensitive biometric reference data*

The TOE must ensure the confidentiality of the sensitive biometric reference data (EF.DG3 and EF.DG4) by granting read access only to authorized Extended Inspection Systems. The authorization

of the inspection system is drawn from the Inspection System Certificate used for the successful authentication and shall be a non-strict subset of the authorization defined in the Document Verifier Certificate in the certificate chain to the Country Verifier Certification Authority of the issuing State or Organization. The TOE must ensure the confidentiality of the logical MRTD data during their transmission to the Extended Inspection System. The confidentiality of the sensitive biometric reference data shall be protected against attacks with high attack potential.

| | |
|--------------------------|---|
| OT.Identification | <i>Identification and Authentication of the TOE</i> |
|--------------------------|---|

The TOE must provide means to store IC Identification and Pre-Personalization Data in its nonvolatile memory. The IC Identification Data must provide a unique identification of the IC during Phase 2 “Manufacturing” and Phase 3 “Personalization of the MRTD”. The storage of the Pre-Personalization data includes writing of the Personalization Agent Key(s).

| | |
|---------------------------|--|
| OT.Chip_Auth_Proof | <i>Proof of MRTD’s chip authenticity</i> |
|---------------------------|--|

The TOE must support the General Inspection Systems to verify the identity and authenticity of the MRTD’s chip as issued by the identified issuing State or Organization by means of the Chip Authentication as defined in [16]. The authenticity proof provided by MRTD’s chip shall be protected against attacks with high attack potential.

Application note: *The OT.Chip_Auth_Proof implies the MRTD’s chip to have (i) a unique identity as given by the MRTD’s Document Number, (ii) a secret to prove its identity by knowledge i.e. a private authentication key as TSF data. The TOE shall protect this TSF data to prevent their misuse. The terminal shall have the reference data to verify the authentication attempt of MRTD’s chip i.e. a certificate for the Chip Authentication Public Key that matches the Chip Authentication Private Key of the MRTD’s chip. This certificate is provided by (i) the Chip Authentication Public Key (EF.DG14) in the LDS [15] and (ii) the hash value of the Chip Authentication Public Key in the Document Security Object signed by the Document Signer.*

| | |
|--------------------|---|
| OT.AA Proof | <i>Proof of MRTD’s chip authenticity by Active Authentication</i> |
|--------------------|---|

The TOE may support the Extended Inspection Systems to verify the identity and authenticity of the MRTD’s chip as issued by the identified issuing State or Organization by means of the Active Authentication as defined in [15].

The following TOE security objectives address the protection provided by the MRTD’s chip independent of the TOE environment.

| | |
|---------------------------|--|
| OT.Prot_Abuse-Func | <i>Protection against Abuse of Functionality</i> |
|---------------------------|--|

After delivery of the TOE to the MRTD Holder, the TOE must prevent the abuse of test and support functions that may be maliciously used to (i) disclose critical User Data, (ii) manipulate critical User

Data of the IC Embedded Software, (iii) manipulate Soft-coded IC Embedded Software or (iv) bypass, deactivate, change or explore security features or functions of the TOE.

Details of the relevant attack scenarios depend, for instance, on the capabilities of the Test Features provided by the IC Dedicated Test Software which are not specified here.

| | |
|-------------------------|---|
| OT.Prot_Inf_Leak | <i>Protection against Information Leakage</i> |
|-------------------------|---|

The TOE must provide protection against disclosure of confidential TSF data stored and/or processed in the MRTD's chip

- by measurement and analysis of the shape and amplitude of signals or the time between events found by measuring signals on the electromagnetic field, power consumption, clock, or I/O lines and
- by forcing a malfunction of the TOE and/or
- by a physical manipulation of the TOE.

Application note: *This objective pertains to measurements with subsequent complex signal processing due to normal operation of the TOE or operations enforced by an attacker. Details correspond to an analysis of attack scenarios which is not given here.*

| | |
|----------------------------|--|
| OT.Prot_Phys-Tamper | <i>Protection against Physical Tampering</i> |
|----------------------------|--|

The TOE must provide protection of the confidentiality and integrity of the User Data, the TSF Data, and the MRTD's chip Embedded Software. This includes protection against attacks with high attack potential by means of

- measuring through galvanic contacts which is direct physical probing on the chips surface except on pads being bonded (using standard tools for measuring voltage and current) or
- measuring not using galvanic contacts but other types of physical interaction between charges (using tools used in solid-state physics research and IC failure analysis)
- manipulation of the hardware and its security features, as well as
- controlled manipulation of memory contents (User Data, TSF Data) with a prior
- reverse-engineering to understand the design and its properties and functions.

| | |
|----------------------------|--|
| OT.Prot_Malfunction | <i>Protection against Malfunctions</i> |
|----------------------------|--|

The TOE must ensure its correct operation. The TOE must prevent its operation outside the normal operating conditions where reliability and secure operation has not been proven or tested.

This is to prevent errors. The environmental conditions may include external energy (esp. electromagnetic) fields, voltage (on any contacts), clock frequency, or temperature.

Application note: *A malfunction of the TOE may also be caused using a direct interaction with elements on the chip surface. This is considered as being a manipulation (refer to the objective OT.Prot_Phys-Tamper) provided that detailed knowledge about the TOE's internals.*

OT.CCLI END*Secure termination of Card Content Loading and Installation*

The TOE shall ensure that a mechanism to close the TOE in post issuance is available to the Manufacturer. Terminating Card Content Loading and Installation feature implies that it is not possible for an attacker to load any applet in the card using the GlobalPlatform Card Content Management interfaces.

OT.PATCH SEC*Secure Patch Mechanism*

The TOE must ensure continued correct operation of the patch mechanism. The TOE shall prevent the alteration of its patch mechanism: mis-routing and load of illegal patches.

OT.PATCH END*Secure termination of Patching*

The TOE shall ensure that a mechanism to close the TOE patching mechanism is available to the Manufacturer. Terminating patching feature implies that it is not possible for an attacker to load any patch in the card.

4.2. SOs for the Environment

4.2.1. Issuing State or Organization

The issuing State or Organization will implement the following security objectives of the TOE environment.

| | |
|-------------------------|---|
| OE.MRTD_Manufact | <i>Protection of the MRTD Manufacturing</i> |
|-------------------------|---|

Appropriate functionality testing of the TOE shall be used in step 5 and 6.

During all manufacturing and test operations, security procedures shall be used through steps 5 and 6 to maintain confidentiality and integrity of the TOE and its manufacturing and test data.

| | |
|-------------------------|--|
| OE.MRTD_Delivery | <i>Protection of the MRTD delivery</i> |
|-------------------------|--|

Procedures shall ensure protection of TOE material/information under delivery including the following objectives:

- non-disclosure of any security relevant information,
- identification of the element under delivery,
- meet confidentiality rules (confidentiality level, transmittal form, reception acknowledgment),
- physical protection to prevent external damage,
- secure storage and handling procedures (including rejected TOE's),
- traceability of TOE during delivery including the following parameters:
 - origin and shipment details,
 - reception, reception acknowledgement,
 - location material/information.

Procedures shall ensure that corrective actions are taken in case of improper operation in the delivery process (including if applicable any non-conformance to the confidentiality convention) and highlight all non-conformance to this process.

Procedures shall ensure that people (shipping department, carrier, reception department) dealing with the procedure for delivery have got the required skill, training and knowledge to meet the procedure requirements and be able to act fully in accordance with the above expectations.

| | |
|---------------------------|--|
| OE.Personalization | <i>Personalization of logical MRTD</i> |
|---------------------------|--|

The issuing State or Organization must ensure that the Personalization Agents acting on behalf of the issuing State or Organization (i) establish the correct identity of the holder and create biographical data for the MRTD, (ii) enroll the biometric reference data of the MRTD holder i.e. the portrait, the encoded finger image(s) and/or the encoded iris image(s) and (iii) personalize the MRTD for the holder together with the defined physical and logical security measures to protect the confidentiality and integrity of these data.

OE.Pass_Auth_Sign*Authentication of logical MRTD by Signature*

The issuing State or Organization must (i) generate a cryptographic secure Country Signing CA Key Pair, (ii) ensure the secrecy of the Country Signing CA Private Key and sign Document Signer Certificates in a secure operational environment, and (iii) distribute the Certificate of the Country Signing CA Public Key to receiving States and Organizations maintaining its authenticity and integrity. The issuing State or Organization must (i) generate a cryptographic secure Document Signer Key Pair and ensure the secrecy of the Document Signer Private Keys, (ii) sign Document Security Objects of genuine MRTD in a secure operational environment only and (iii) distribute the Certificate of the Document Signer Public Key to receiving States and Organizations. The digital signature in the Document Security Object relates to all data in the data in EF.DG1 to EF.DG16 if stored in the LDS according to [15].

OE.Auth_Key_MRTD*MRTD Authentication Key*

The issuing State or Organization has to establish the necessary public key infrastructure in order to (i) generate the MRTD's Chip Authentication Key Pair, (ii) sign and store the Chip Authentication Public Key in the Chip Authentication Public Key data in EF.DG14 and (iii) support inspection systems of receiving States or organizations to verify the authenticity of the MRTD's chip used for genuine MRTD by certification of the Chip Authentication Public Key by means of the Document Security Object.

OE.Authoris_Sens_Data*Authorisation for Use of Sensitive Biometric Reference Data*

The issuing State or Organization has to establish the necessary public key infrastructure in order to limit the access to sensitive biometric reference data of MRTD's holders to authorized receiving States or Organizations. The Country Verifying Certification Authority of the issuing State or Organization generates card verifiable Document Verifier Certificates for the authorized Document Verifier only.

OE.BAC_PP*Fulfillment of the Basic Access Control Protection Profile*

It has to be ensured by the issuing State or Organization, that the TOE is additionally successfully evaluated and certified in accordance with the 'Common Criteria Protection Profile Machine Readable Travel Document with „ICAO Application", Basic Access Control' [4]. This is necessary to cover the BAC mechanism ensuring the confidentiality of standard user data and preventing the traceability of the MRTD data. Note that due to the differences within the assumed attack potential the addressed evaluation and certification is a technically separated process.

4.2.2. Receiving State or Organization

The receiving State or Organization will implement the following security objectives of the TOE environment.

OE.Exam_MRTD

Examination of the MRTD passport book

The inspection system of the receiving State or Organization must examine the MRTD presented by the traveler to verify its authenticity by means of the physical security measures and to detect any manipulation of the physical MRTD. The Basic Inspection System for global interoperability (i) includes the Country Signing CA Public Key and the Document Signer Public Key of each issuing State or Organization, and (ii) implements the terminal part of the Basic Access Control [15]. Additionally General Inspection Systems and Extended Inspection Systems perform the Chip Authentication Protocol to verify the Authenticity of the presented MRTD's chip.

OE.Passive_Auth_Verif

Verification by Passive Authentication

The border control officer of the receiving State uses the inspection system to verify the traveler as MRTD holder. The inspection systems must have successfully verified the signature of Document Security Objects and the integrity data elements of the logical MRTD before they are used. The receiving States and Organizations must manage the Country Signing CA Public Key and the Document Signer Public Key maintaining their authenticity and availability in all inspection systems.

OE.Prot_Logical_MRTD

Protection of data from the logical MRTD

The inspection system of the receiving State or Organization ensures the confidentiality and integrity of the data read from the logical MRTD. The inspection system will prevent eavesdropping to their communication with the TOE before secure messaging is successfully established based on the Chip Authentication Protocol.

Application note: *The figure 2.1 in [16] supposes that the GIS and the EIS follow the order (i) running the Basic Access Control Protocol, (ii) reading and verifying only those parts of the logical MRTD that are necessary to know for the Chip Authentication Mechanism (i.e. Document Security Object and Chip Authentication Public Key), (iii) running the Chip Authentication Protocol, and (iv) reading and verifying the less-sensitive data of the logical MRTD after Chip Authentication. The supposed sequence has the advantage that the less-sensitive data are protected by secure messaging with cryptographic keys based on the Chip Authentication Protocol which quality is under control of the TOE. The inspection system will prevent additionally eavesdropping to their communication with the TOE before secure messaging is successfully established based on the Chip Authentication Protocol. Note that reading the less sensitive data directly after Basic Access Control Mechanism is allowed and is not assumed as threat in this PP. But the TOE ensures that reading of sensitive data is possible after successful Chip Authentication and Terminal Authentication Protocol only.*

OE.Ext_Insp_Systems*Authorisation of Extended Inspection Systems*

The Document Verifier of receiving States or Organizations authorizes Extended Inspection Systems by creation of Inspection System Certificates for access to sensitive biometric reference data of the logical MRTD. The Extended Inspection System authenticates themselves to the MRTD's chip for access to the sensitive biometric reference data with its private Terminal Authentication Key and its Inspection System Certificate.

5. Extended Components Definition

This ST contains the following extended components defined as extensions to CC part 2 in the claimed Protection Profile [5]:

- SFR FAU_SAS 'Audit data storage'
- SFR FCS_RND 'Generation of random numbers'
- SFR FIA_API 'Authentication Proof of Identity'
- SFR FMT_LIM 'Limited capabilities and availability'
- SFR FPT_EMSEC.1 'TOE emanation'

5.1. Audit data storage (FAU_SAS)

To define the security functional requirements of the TOE, a sensitive family (FAU_SAS) of the Class FAU (Security Audit) is defined here. This family describes the functional requirements for the storage of audit data. It has a more general approach than FAU_GEN, because it does not necessarily require the data to be generated by the TOE itself and because it does not give specific details of the content of the audit records.


The family "Audit data storage (FAU_SAS)" is specified as follows.

FAU_SAS Audit data storage

Family behaviour

This family defines functional requirements for the storage of audit data.

Component levelling:



FAU_SAS.1 Requires the TOE to provide the possibility to store audit data.

Management: FAU_SAS.1
There are no management activities foreseen.

Audit: FAU_SAS.1
There are no actions defined to be auditable.

FAU_SAS.1 Audit storage

Hierarchical to: No other components.

Dependencies: No dependencies.

FAU_SAS.1.1 **The TSF shall provide [assignment: *authorized users*] with the capability to store [assignment: *list of audit information*] in the audit records.**

5.2. Generation of random numbers (FCS_RND)

To define the IT security functional requirements of the TOE, a sensitive family (FCS_RND) of the Class FCS (cryptographic support) is defined here. This family describes the functional requirements for random number generation used for cryptographic purposes. The component FCS_RND is not limited to generation of cryptographic keys unlike the component FCS_CKM.1. The similar component FIA_SOS.2 is intended for non-cryptographic use.

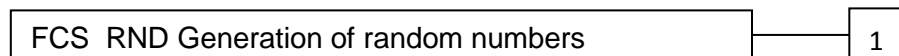
The family “Generation of random numbers (FCS_RND)” is specified as follows.

FCS_RND Generation of random numbers

Family behaviour

This family defines quality requirements for the generation of random numbers which are intended to be used for cryptographic purposes.

Component levelling:



FCS_RND.1 Generation of random numbers requires that random numbers meet a defined quality metric.

Management: FCS_RND.1

There are no management activities foreseen.

Audit: FCS_RND.1

There are no actions defined to be auditable.

FCS_RND.1 Quality metric for random numbers

Hierarchical to: No other components.

Dependencies: No dependencies.

FCS_RND.1.1 **The TSF shall provide a mechanism to generate random numbers that meet [assignment: a defined quality metric].**

5.3. Authentication Proof of Identity (FIA_API)

To describe the IT security functional requirements of the TOE a sensitive family (FIA_API) of the Class FIA (Identification and authentication) is defined here. This family describes the functional requirements for the proof of the claimed identity for the authentication verification by an external entity where the other families of the class FIA address the verification of the identity of an external entity.

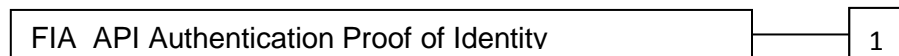
Application note: *The other families of the Class FIA describe only the authentication verification of users' identity performed by the TOE and do not describe the functionality of the user to prove their identity. The following paragraph defines the family FIA_API in the style of the Common Criteria part 2 (cf. [3], chapter "Extended Components definition (ASE_ECD)") from a TOE point of view.*

FIA_API Authentication Proof of Identity

Family behaviour

This family defines functions provided by the TOE to prove their identity and to be verified by an external entity in the TOE IT environment.

Component levelling:



FIA_API.1 Authentication Proof of Identity.

Management: FIA_API.1

The following actions could be considered for the management functions in FMT:
Management of authentication information used to prove the claimed identity.

Audit: FIA_API.1

There are no actions defined to be auditable.

FIA_API.1 Authentication Proof of Identity

Hierarchical to: No other components.

Dependencies: No dependencies.

FIA_API.1.1 **The TSF shall provide a [assignment: *authentication mechanism*] to prove the identity of the [assignment: *authorized user or role*].**

5.4. Limited capabilities and availability (FMT_LIM)

The family FMT_LIM describes the functional requirements for the Test Features of the TOE.

The new functional requirements were defined in the class FMT because this class addresses the management of functions of the TSF. The examples of the technical mechanism used in the TOE show that no other class is appropriate to address the specific issues of preventing the abuse of functions by limiting the capabilities of the functions and by limiting their availability.

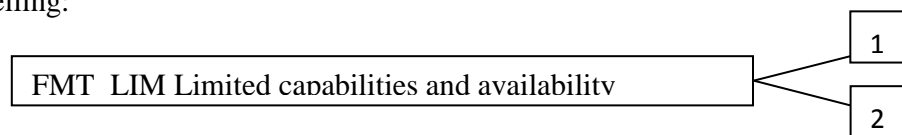
The family “Limited capabilities and availability (FMT_LIM)” is specified as follows.

FMT_LIM Limited capabilities and availability

Family behaviour

This family defines requirements that limit the capabilities and availability of functions in a combined manner. Note, that FDP_ACF restricts the access to functions whereas the Limited capability of this family requires the functions themselves to be designed in a specific manner.

Component levelling:



FMT_LIM.1 Limited capabilities requires that the TSF is built to provide only the capabilities (perform action, gather information) necessary for its genuine purpose.

FMT_LIM.2 Limited availability requires that the TSF restrict the use of functions (refer to Limited capabilities (FMT_LIM.1)). This can be achieved, for instance, by removing or by disabling functions in a specific phase of the TOE’s lifecycle.

Management: FMT_LIM.1, FMT_LIM.2

There are no management activities foreseen.

Audit: FMT_LIM.1, FMT_LIM.2

There are no actions defined to be auditable.

To define the IT security functional requirements of the TOE a sensitive family (FMT_LIM) of the Class FMT (Security Management) is defined here. This family describes the functional requirements for the Test Features of the TOE. The new functional requirements were defined in the class FMT because this class addresses the management of functions of the TSF. The examples of the technical mechanism used in the TOE show that no other class is appropriate to address the specific issues of preventing the abuse of functions by limiting the capabilities of the functions and by limiting their availability.

The TOE Functional Requirement “Limited capabilities (FMT_LIM.1)” is specified as follows.

FMT_LIM.1 Limited capabilities

Hierarchical to: No other components.

Dependencies: FMT_LIM.2 Limited availability.

FMT_LIM.1.1 The TSF shall be designed in a manner that limits their capabilities so that in conjunction with “Limited availability (FMT_LIM.2)” the following policy is enforced [assignment: *Limited capability and availability policy*].

The TOE Functional Requirement “Limited availability (FMT_LIM.2)” is specified as follows.

FMT_LIM.2 Limited availability

Hierarchical to: No other components.

Dependencies: FMT_LIM.1 Limited capabilities.

FMT_LIM.2.1 The TSF shall be designed in a manner that limits their availability so that in conjunction with “Limited capabilities (FMT_LIM.1)” the following policy is enforced [assignment: *Limited capability and availability policy*].

Application note: *The functional requirements FMT_LIM.1 and FMT_LIM.2 assume that there are two types of mechanisms (limited capabilities and limited availability) which together shall provide protection in order to enforce the policy. This also allows that:*

(i) the TSF is provided without restrictions in the product in its user environment but its capabilities are so limited that the policy is enforced

or conversely

(ii) the TSF is designed with test and support functionality that is removed from, or disabled in, the product prior to the Operational Use Phase.

The combination of both requirements shall enforce the policy.

5.5. TOE emanation (FPT_EMSEC.1)

The sensitive family FPT_EMSEC (TOE Emanation) of the Class FPT (Protection of the TSF) is defined here to describe the IT security functional requirements of the TOE. The TOE shall prevent attacks against the TOE and other secret data where the attack is based on external observable physical phenomena of the TOE. Examples of such attacks are evaluation of TOE's electromagnetic radiation, simple power analysis (SPA), differential power analysis (DPA), timing attacks, etc. This family describes the functional requirements for the limitation of intelligible emanations which are not directly addressed by any other component of CC part 2 [2].


The family "TOE Emanation (FPT_EMSEC)" is specified as follows.

FPT_EMSEC TOE Emanation

Family behaviour

This family defines requirements to mitigate intelligible emanations.

Component levelling:



| | |
|--------------------|--|
| FPT_EMSEC.1 | TOE Emanation has two constituents: |
| FPT_EMSEC.1.1 | Limit of Emissions requires to not emit intelligible emissions enabling access to TSF data or user data. |
| FPT_EMSEC.1.2 | Interface Emanation requires not to emit interface emanation enabling access to TSF data or user data. |
| Management: | FPT_EMSEC.1 There are no management activities foreseen. |
| Audit: | FPT_EMSEC.1 There are no actions defined to be auditable. |
| FPT_EMSEC.1 | TOE Emanation |
| Hierarchical to: | No other components. |
| Dependencies: | No dependencies. |
| FPT_EMSEC.1.1 | The TOE shall not emit [assignment: <i>types of emissions</i>] in excess of [assignment: <i>specified limits</i>] enabling access to [assignment: <i>list of types of TSF data</i>] and [assignment: <i>list of types of user data</i>]. |
| FPT_EMSEC.1.2 | The TSF shall ensure [assignment: <i>type of users</i>] are unable to use the following interface [assignment: <i>type of connection</i>] to gain access to [assignment: <i>list of types of TSF data</i>] and [assignment: <i>list of types of user data</i>]. |

6. Security Requirements

This chapter gives the security functional requirements and the security assurance requirements for the TOE.

Some security functional requirements represent extensions to [2].

Operations for assignment, selection and refinement have been made and are designated by an underline (e.g. none), in addition, where operations that were uncompleted in the PP [5] are also identified by *italic underlined* type.

The TOE security assurance requirements statement given in section 0 is drawn from the security assurance components from Common Criteria part 3 [3].

The definition of the subjects “Manufacturer”, “Personalization Agent”, “Extended Inspection System”, “Country Verifying Certification Authority”, “Document Verifier” and “Terminal” used in the following chapter is given in section 3.2. Note that all these subjects are acting for homonymous external entities. All used objects are defined either in section 9 or in the following table. The operations “write”, “modify”, “read” and “disable read access” are used in accordance with the general linguistic usage. The operations “store”, “create”, “transmit”, “receive”, “establish communication channel”, “authenticate” and “re-authenticate” are originally taken from [2]. The operation “load” is synonymous to “import” used in [2].

Definition of security attributes:

| Security attribute | Values | Meaning |
|--------------------------------|-----------------------------------|---|
| Terminal authentication status | none (any Terminal) | default role (i.e. without authorization after start-up) |
| | CVCA | roles defined in the certificate used for authentication (cf. [16], A.5.1); Terminal is authenticated as Country Verifying Certification Authority after successful CA and TA |
| | DV (domestic) | roles defined in the certificate used for authentication (cf. [16], A.5.1); Terminal is authenticated as domestic Document Verifier after successful CA and TA |
| | DV (foreign) | roles defined in the certificate used for authentication (cf. [16], A.5.1); Terminal is authenticated as foreign Document Verifier after successful CA and TA |
| | IS | roles defined in the certificate used for authentication (cf. [16], A.5.1); Terminal is authenticated as Extended Inspection System after successful CA and TA |
| Terminal Authorization | none | |
| | DG4 (Iris) | Read access to DG4: (cf. [16], A.5.1) |
| | DG3 (Fingerprint) | Read access to DG3: (cf. [16], A.5.1) |
| | DG3 (Iris) / DG4 (Fingerprint) | Read access to DG3 and DG4: (cf. [16], A.5.1) |

The following table provides an overview of the keys and certificates used:

| Name | Data |
|---|---|
| CVCA Private Key (SKCVCA) | The Country Verifying Certification Authority (CVCA) holds a private key (SKCVCA) used for signing the Document Verifier Certificates. |
| CVCA Public Key (PKCVCA) | The TOE stores the Country Verifying Certification Authority Public Key (PKCVCA) as part of the TSF data to verify the Document Verifier Certificates. The PKCVCA has the security attribute Current Date as the most recent valid effective date of the Country Verifying Certification Authority Certificate or of a domestic Document Verifier Certificate. |
| Country Verifying Certification Authority Certificate (CCVCA) | The Country Verifying Certification Authority Certificate may be a self-signed certificate or a link certificate (cf. [16] and Glossary). It contains (i) the Country Verifying Certification Authority Public Key (PKCVCA) as authentication reference data, (ii) the coded access control rights of the Country Verifying Certification Authority, (iii) the Certificate Effective Date and the Certificate Expiration Date as security attributes. |
| Document Verifier Certificate (CDV) | The Document Verifier Certificate CDV is issued by the Country Verifying Certification Authority. It contains (i) the Document Verifier Public Key (PKDV) as authentication reference data (ii) identification as domestic or foreign Document Verifier, the coded access control rights of the Document Verifier, the Certificate Effective Date and the Certificate Expiration Date as security attributes. |
| Inspection System Certificate (CIS) | The Inspection System Certificate (CIS) is issued by the Document Verifier. It contains (i) as authentication reference data the Inspection System Public Key (PKIS), (ii) the coded access control rights of the Extended Inspection System, the Certificate Effective Date and the Certificate Expiration Date as security attributes. |
| Active Authentication Key Pair | The Active Authentication asymmetric Key Pair (KPr_{AA} , KPu_{AA}) is used for the Active Authentication Protocol: allowing the chip to be authenticated as genuine by the inspection system. |
| Active Authentication Private Key (KPr_{AA}) | The Active Authentication Private Key (KPr_{AA}) is used by the TOE to be authenticated as a genuine MRTD's chip by the inspection system. It is part of the TSF data. |
| Active Authentication Public Key (KPu_{AA}) | The Active Authentication Public Key (KPu_{AA}) is stored in the EF.DG15 Active Authentication Public Key of the TOE's logical MRTD and used by the inspection system for Active Authentication of the MRTD's chip. It is part of the user data provided by the TOE for the IT environment. |
| Chip Authentication Public Key Pair | The Chip Authentication Public Key Pair (SKICC, PKICC) are used for Key Agreement Protocol: Diffie-Hellman (DH) according to RFC 2631 or Elliptic Curve Diffie-Hellman according to ISO 15946. |
| Chip Authentication Private Key (SKICC) | The Chip Authentication Private Key (SKICC) is used by the TOE to authenticate itself as authentic MRTD's chip. It is part of the TSF data. |
| Chip Authentication | The Chip Authentication Public Key (PKICC) is stored in the EF.DG14 Chip Authentication |

| Name | Data |
|--|--|
| Public Key (PKICC) | Public Key of the TOE's logical MRTD and used by the inspection system for Chip Authentication of the MRTD's chip. It is part of the user data provided by the TOE for the IT environment. |
| Country Signing Certification Authority Key Pair | Country Signing Certification Authority of the issuing State or Organization signs the Document Signer Public Key Certificate with the Country Signing Certification Authority Private Key and the signature will be verified by receiving State or Organization (e.g. a Basic Inspection System) with the Country Signing Certification Authority Public Key. |
| Document Signer Key Pairs | Document Signer of the issuing State or Organization signs the Document Security Object of the logical MRTD with the Document Signer Private Key and the signature will be verified by a Basic Inspection Systems of the receiving State or Organization with the Document Signer Public Key. |
| Document Basic Access Keys | The Document Basic Access Key is created by the Personalization Agent, loaded to the TOE, and used for mutual authentication and key agreement for secure messaging between the Basic Inspection System and the MRTD's chip. |
| BAC Session Keys | Secure messaging TDES key and Retail-MAC key agreed between the TOE and a BIS in result of the Basic Access Control Authentication Protocol. |
| Chip Session Key | Secure messaging TDES key and Retail-MAC key agreed between the TOE and a GIS in result of the Chip Authentication Protocol. |

Application note: *The Country Verifying Certification Authority identifies a Document Verifier as "domestic" in the Document Verifier Certificate if it belongs to the same State as the Country Verifying Certification Authority. The Country Verifying Certification Authority identifies a Document Verifier as "foreign" in the Document Verifier Certificate if it does not belong to the same State as the Country Verifying Certification Authority. From MRTD's point of view the domestic Document Verifier belongs to the issuing State or Organization.*

6.1. TOE Security Functional Requirements

6.1.1. Security Audit (FAU)

6.1.1.1. Audit Storage (FAU_SAS.1)

FAU_SAS.1.1 The TSF shall provide the Manufacturer with the capability to store the IC Identification Data in the audit records.

Application note: The Manufacturer role is the default user identity assumed by the TOE in the Phase 2 Manufacturing. The IC manufacturer and the MRTD manufacturer in the Manufacturer role write the Initialization Data and/or Pre-personalization Data as TSF Data of the TOE. The audit records are write-only-once data of the MRTD's chip (see FMT_MTD.1/INI_DIS).

6.1.2. Cryptographic support (FCS)

| Function | | Algorithm | Key Size(s) |
|-------------------------|------------------------|---|------------------------------|
| Chip Authentication | Hashing | SHA-1 | - |
| | Authentication | DH | 1024, 1536, 2048 bits |
| ECDH | | 192, 224, 256 bits | |
| Retail MAC | | 112 bits | |
| Terminal Authentication | Signature verification | <u>RSA</u> Pad: PKCS#1 (v1.5 [11] or PSS [23]) Hash: SHA-1, SHA-256 | 1024, 1280, 1536, 2048 bits |
| | | <u>ECDSA</u> Hash: SHA-1, SHA-224, SHA-256 | 192, 224, 256, 384, 521 bits |
| Active Authentication | Signature generation | <u>RSA</u> ISO9796-2 scheme 1 | 1024, 1280, 1536, 2048 bits |
| Secure Messaging | ENC/DEC | TDES CBC [22] | 112 bits |
| | MAC | Retail MAC | 112 bits |

6.1.2.1. Cryptographic key generation (FCS_CKM.1)

→ Diffie-Hellman keys generation

FCS_CKM.1.1/
DH The TSF shall generate cryptographic keys in accordance with a specified cryptographic key generation algorithm based on the key Diffie-Hellman key derivation Protocol compliant to PKCS#3 [19], or ECDH compliant to ISO 15946 [20] and specified cryptographic key sizes DH 1024-1536-2048 bits or ECDH 192-224-256 bits respectively that meet the following: [16] Annex A.1.

Application note: The TOE generates a shared secret value with the terminal during the Chip Authentication Protocol, see [16], sec. 3.1 and Annex A.1. This protocol may be based on the Diffie-Hellman-Protocol compliant to PKCS#3 (i.e. modulo arithmetic based cryptographic algorithm, cf. [19]) or on the ECDH compliant to ISO 15946 (i.e. an elliptic curve cryptography algorithm) (cf. [16] Annex A.1,

[20] and [17] for details). The shared secret value is used to derive the TDES key for encryption and the Retail-MAC Chip Session Keys according to the Document Basic Access Key Derivation Algorithm [15], normative appendix 5, A5.1, for the TSF required by FCS_COP.1/SYM and FCS_COP.1/MAC.

→ Cryptographic Key Pair generation

FCS_CKM.1.1/
KP The TSF shall generate cryptographic keys in accordance with a specified cryptographic key generation algorithm RSA and EC key pair generation and specified cryptographic key sizes RSA 1024-1280-1536-2048 bits or EC 192-224-256-384-521 bits respectively that meet the following: IEEE 1363 [23].

Application note: The component FMT_MTD.1/PK applies to both the Active Authentication Private Key and the Chip Authentication Private Key. This component defines an operation “create” that means here that these keys are generated by the TOE itself. This resulted in this instantiation of the component FCS_CKM.1 as SFR for the generation of these two key.

6.1.2.2. Cryptographic key destruction (FCS_CKM.4)

FCS_CKM.4.1 The TSF shall destroy cryptographic keys in accordance with a specified cryptographic key destruction method zeroization that meets the following: none.

Application note: The TOE destroys the BAC Session Keys after detection of an error in a received command by verification of the MAC, and after successful run of the Chip Authentication Protocol. The TOE destroys the Chip Session Keys after detection of an error in a received command by verification of the MAC. The TOE clears the memory area of any session keys before starting the communication with the terminal in a new power-on-session.

6.1.2.3. Cryptographic operation (FCS_COP.1)

→ Hashing

FCS_COP.1.1/
SHA The TSF shall perform hashing in accordance with a specified cryptographic algorithm SHA-1, SHA-224 or SHA-256 and cryptographic key sizes none that meet the following: FIPS 180-2 [21].

Application note: The Chip Authentication Protocol uses SHA-1 (cf. [16], normative appendix 5, A5.1). The TOE implements additional hash function SHA-256 and SHA-224 for the Terminal Authentication Protocol (cf. [16], Annex A.2.2). SHA-224 is supported by the TOE for ECDSA Signature operations only.

→ SM Encrypt/Decrypt

FCS_COP.1.1/
SYM The TSF shall perform secure messaging – encryption and decryption in accordance with a specified cryptographic algorithm TDES in CBC mode and cryptographic key sizes 112 bits that meet the following: ‘TR-03110’, [16].

Application note: The TOE implements the cryptographic primitives (e.g. TDES) for secure messaging with encryption of the transmitted data. The keys are agreed between the TOE and the terminal as part

of the Chip Authentication Protocol according to the FCS_CKM.1. Furthermore the SFR is used for authentication attempts of a terminal as Personalization Agent by means of the symmetric authentication mechanism.

→ SM - MAC

FCS_COP.1.1/
MAC The TSF shall perform secure messaging – message authentication code in accordance with a specified cryptographic algorithm Retail MAC and cryptographic key sizes 112 bits that meet the following: 'TR-03110' [16].

Application note: The TOE implements the cryptographic primitive for secure messaging with encryption and message authentication code over the transmitted data. The key is agreed between the TSF by Chip Authentication Protocol according to the FCS_CKM.1. Retail-MAC is part of the Basic Access Control Authentication Mechanism according to the FCS_CKM.1 (cf. [4]) is DES resp. two-key TDES base.

→ Signature verification

FCS_COP.1.1/
SIG_VER The TSF shall perform digital signature verification in accordance with a specified cryptographic algorithm RSA or ECDSA and cryptographic key sizes RSA 1024-1280-1536-2048 bits or ECDSA 192-224-256-384-521 bits respectively that meet the following: PKCS#1 v1.5 [11] or PKCS#1 PSS [23] and FIPS 180-2 [21].

Application note: The signature verification is used to verify the card verifiable certificates and the authentication attempt of the terminal creating a digital signature for the TOE challenge.

→ Signature generation

FCS_COP.1.1/
SIG_GEN The TSF shall perform digital signature generation in accordance with a specified cryptographic algorithm RSA and cryptographic key sizes RSA 1024-1536-2048 bits that meet the following: ISO/IEC 9796-2 [18].

Application note: For signature generation in the Active Authentication mechanism, the TOE uses ISO/IEC 9796-2 compliant cryptography (scheme 1).

6.1.2.4. Random Number Generation (FCS_RND.1)

FCS_RND.1.1 The TSF shall provide a mechanism to generate random numbers that meet AIS31 class "P2 – SOF-High".

Application note: This SFR requires the TOE to generate random numbers used for the authentication protocols as required by FIA_UAU.4.

6.1.3. User data protection (FDP)

6.1.3.1. Subset access control (FDP_ACC.1)

FDP_ACC.1.1 The TSF shall enforce the Access Control SFP on terminals gaining write, read and modification access to data in the EF.COM, EF.SOD, EF.DG1 to EF.DG16 of the logical MRTD.

6.1.3.2. Security attribute based access control (FDP_ACF.1)

FDP_ACF.1.1 The TSF shall enforce the Access Control SFP to objects based on the following:

1. Subjects:
 - a. Personalization Agent,
 - b. Extended Inspection System
 - c. Terminal,
2. Objects:
 - a. data EF.DG1, EF.DG2 and EF.DG5 to EF.DG16 of the logical MRTD,
 - b. data EF.DG3 and EF.DG4 of the logical MRTD,
 - c. data in EF.COM,
 - d. data in EF.SOD,
3. Security attributes:
 - a. authentication status of terminals,
 - b. Terminal Authorization.

FDP_ACF.1.2 The TSF shall enforce the following rules to determine if an operation among controlled subjects and controlled objects is allowed:

1. the successfully authenticated Personalization Agent is allowed to write and to read the data of the EF.COM, EF.SOD, EF.DG1 to EF.DG16 of the logical MRTD,
2. the successfully authenticated Extended Inspection System with the Read access to DG 3 (Fingerprint) granted by the relative certificate holder authorization encoding is allowed to read the data in EF.DG3 of the logical MRTD.
3. the successfully authenticated Extended Inspection System with the Read access to DG 4 (Iris) granted by the relative certificate holder authorization encoding is allowed to read the data in EF.DG4 of the logical MRTD.

FDP_ACF.1.3 The TSF shall explicitly authorize access of subjects to objects based on the following additional rules: none.

FDP_ACF.1.4 The TSF shall explicitly deny access of subjects to objects based on the rule:

1. A terminal authenticated as CVCA is not allowed to read data in the EF.DG3,
2. A terminal authenticated as CVCA is not allowed to read data in the EF.DG4,
3. A terminal authenticated as DV is not allowed to read data in the EF.DG3,
4. A terminal authenticated as DV is not allowed to read data in the EF.DG4,
5. Any terminal is not allowed to modify any of the EF.DG1 to EF.DG16 of the logical MRTD,

6. Any terminal not being successfully authenticated as Extended Inspection System is not allowed to read any of the EF.DG3 to EF.DG4 of the logical MRTD.

Application note: The relative certificate holder authorization encoded in the CVC of the inspection system is defined in [16], Annex A.5.1, table A.8. The TOE verifies the certificate chain established by the Country Verifying Certification Authority, the Document Verifier Certificate and the Inspection System Certificate (cf. FMT_MTD.3). The Terminal Authorization is the intersection of the Certificate Holder Authorization in the certificates of the Country Verifying Certification Authority, the Document Verifier Certificate and the Inspection System Certificate in a valid certificate chain.

Application note: Note the BAC mechanism controls the read access of the EF.COM, EF.SOD, EF.DG1, EF.DG2, EF.DG5 to EF.DG16 of the logical MRTD. According to P.BAC-PP this security features of the MRTD are not subject of this protection profile.

6.1.3.3. Basic data exchange confidentiality (FDP_UCT.1)

FDP_UCT.1.1 The TSF shall enforce the Access Control SFP to be able to transmit and receive user data in a manner protected from unauthorized disclosure **after Chip Authentication**.

6.1.3.4. Data exchange integrity (FDP_UIT.1)

FDP_UIT.1.1 The TSF shall enforce the Access Control SFP to be able to transmit and receive user data in a manner protected from modification, deletion, insertion and replay errors **after Chip Authentication**.

FDP_UIT.1.2 The TSF shall be able to determine on receipt of user data, whether modification, deletion, insertion and replay has occurred **after Chip Authentication**.

Rationale for Refinement: Note that the Access Control SFP (cf. FDP_ACF.1.2) allows the Extended Inspection System (as of [15] and [5]) to access the data EF.COM, EF.SOD, EF.DG1, EF.DG2 and EF.DG5 to EF.DG16 of the logical MRTD. Nevertheless there is explicitly no rule for preventing access to these data. Moreover their data integrity (cf. FDP_UIT.1) and confidentiality (cf. FDP_UCT.1) is ensured by the BAC mechanism being addressed and covered by [4]. The fact that the BAC mechanism is not part of the PP in hand is addressed by the refinement “after Chip Authentication”.

Application note: FDP_UCT.1 and FDP_UIT.1 require the protection of the User Data transmitted from the TOE to the terminal by secure messaging with encryption and message authentication codes after successful Chip Authentication to the General Inspection System. The authentication mechanism as part of Basic Access Control Mechanism and the Chip Authentication Protocol establish different key sets to be used for secure messaging (each set of keys for the encryption and the message authentication key).

6.1.4. Identification and authentication (FIA)

The following table provides an overview on the authentication mechanisms used:

| Name | SFR for the TOE |
|---|---------------------------------|
| Symmetric Authentication Mechanism for Personalization Agents | FIA_UAU.4 |
| Chip Authentication Protocol | FIA_API.1, FIA_UAU.5, FIA_UAU.6 |

| | |
|----------------------------------|-----------|
| Terminal Authentication Protocol | FIA_UAU.5 |
| Active Authentication Protocol | FIA_API.1 |

Note: the Chip Authentication Protocol as defined in the PP [5] includes:

- the BAC authentication protocol as defined in 'ICAO Doc 9303' [15] in order to gain access to the Chip Authentication Public Key in EF.DG14,
- the asymmetric key agreement to establish symmetric secure messaging keys between the TOE and the terminal based on the Chip Authentication Public Key and the Terminal Public Key used later in the Terminal Authentication Protocol,
- the check whether the TOE is able to generate the correct message authentication code with the expected key for any message received by the terminal.

The BAC mechanism does not provide a security function on its own. The Chip Authentication Protocol may be used independent of the Terminal Authentication Protocol. But if the Terminal Authentication Protocol is used the terminal shall use the same public key as presented during the Chip Authentication Protocol.

6.1.4.1. Authentication Proof of Identity (FIA_API.1)

→ Chip Authentication Protocol

FIA_API.1.1/ CAP The TSF shall provide a Chip Authentication Protocol according to [16] to prove the identity of the TOE.

Application note: This SFR requires the TOE to implement the Chip Authentication Mechanism specified in [16]. The TOE and the terminal generate a shared secret using the Diffie-Hellman Protocol (DH or EC-DH) and two session keys for secure messaging in ENC_MAC mode according to [15], normative appendix 5, A5.1. The terminal verifies by means of secure messaging whether the MRTD's chip was able or not to run his protocol properly using its Chip Authentication Private Key corresponding to the Chip Authentication Key (EF.DG14).

→ Active Authentication Protocol

FIA_API.1.1/ AAP The TSF shall provide an Active Authentication Protocol according to [15] to prove the identity of the TOE.

Application note: The TOE may implement the Active Authentication Mechanism specified in [15] Part 1 Appendix 4 to section IV. This mechanism is a challenge response protocol where TOE challenge response is calculated being digital signature over the terminal's 8 bytes nonce.

6.1.4.2. Timing of authentication (FIA_UAU.1)

FIA_UAU.1.1 The TSF shall allow

1. to establish the communication channel,
2. to read the Initialization Data if it is not disabled by TSF according to FMT_MTD.1/INI_DIS,

3. to identify themselves by selection of the authentication key
 4. to carry out the Chip Authentication Protocol
- on behalf of the user to be performed before the user is authenticated.

FIA_UAU.1.2 The TSF shall require each user to be successfully authenticated before allowing any other TSF-mediated actions on behalf of that user.

6.1.4.3. *Single-use authentication mechanisms (FIA_UAU.4)*

FIA_UAU.4.1 The TSF shall prevent reuse of authentication data related to

1. Terminal Authentication Protocol,
2. Authentication Mechanism based on TDES,
3. Active Authentication Protocol.

Application note: *The authentication mechanisms use a challenge freshly and randomly generated by the TOE to prevent reuse of a response generated by a terminal in a successful authentication attempt.*

6.1.4.4. *Multiple authentication mechanisms (FIA_UAU.5)*

FIA_UAU.5.1 The TSF shall provide

1. Terminal Authentication Protocol,
 2. Secure messaging in MAC-ENC mode,
 3. Symmetric Authentication Mechanism based on TDES
- to support user authentication.

FIA_UAU.5.2 The TSF shall authenticate any user's claimed identity according to the following rules:

1. The TOE accepts the authentication attempt as Personalization Agent by the Symmetric Authentication Mechanism with Personalization Agent Key.
2. After run of the Chip Authentication Protocol the TOE accepts only received commands with correct message authentication code sent by means of secure messaging with key agreed with the terminal by means of the Chip Authentication Mechanism.
3. The TOE accepts the authentication attempt by means of the Terminal Authentication Protocol only if the terminal uses the public key presented during the Chip Authentication Protocol and the secure messaging established by the Chip Authentication Mechanism.

Application note: *Depending on the authentication methods used the Personalization Agent holds a key for the Symmetric Authentication Mechanism. The Basic Access Control Mechanism includes the secure messaging for all commands exchanged after successful authentication of the inspection system. The Personalization Agent may use Symmetric Authentication Mechanism without secure messaging mechanism as well if the personalization environment prevents eavesdropping to the communication between TOE and personalization terminal. The Basic Inspection System shall use the Basic Access Control Authentication Mechanism with the Document Basic Access Keys and the secure messaging after the mutual authentication. The General Inspection System shall use the secure messaging with the keys*

generated by the Chip Authentication Mechanism.

6.1.4.5. Re-authenticating (FIA_UAU.6)

FIA_UAU.6.1 The TSF shall re-authenticate the user under the conditions each command sent to the TOE after successful run of the Chip Authentication Protocol shall be verified as being sent by the GIS.

Application note: *The Basic Access Control Mechanism and the Chip Authentication Protocol specified in [15] include secure messaging for all commands exchanged after successful authentication of the Inspection System. The TOE checks by secure messaging in MAC_ENC mode each command based on Retail-MAC whether it was sent by the successfully authenticated terminal (see FCS_COP.1/MAC for further details). The TOE does not execute any command with incorrect message authentication code. Therefore the TOE re-authenticates the user for each received command and accepts only those commands received from the previously authenticated user.*

6.1.4.6. Timing of identification (FIA_UID.1)

FIA_UID.1.1 The TSF shall allow

1. to establish the communication channel,
2. to read the Initialization Data if it is not disabled by TSF according to FMT_MTD.1/INI_DIS
3. to carry out the Chip Authentication Protocol

on behalf of the user to be performed before the user is identified.

FIA_UID.1.2 The TSF shall require each user to be successfully identified before allowing any other TSF-mediated actions on behalf of that user.

Application note: *In the Phase 2 “Manufacturing of the TOE” the Manufacturer is the only user role known to the TOE which writes the Initialization Data and/or Pre-personalization Data in the audit records of the IC. The MRTD manufacturer may create the user role Personalization Agent for transition from Phase 2 to Phase 3 “Personalization of the MRTD”. The users in role Personalization Agent identify themselves by means of selecting the authentication key. After personalization in Phase 3 the Document Basic Access Keys, the Chip Authentication data and Terminal Authentication Reference Data are written into the TOE. The Basic Inspection System (cf. PP MRTD BAC [4]) is identified as default user after power up or reset of the TOE i.e. the TOE will use the Document Basic Access Key to run the BAC Authentication Protocol, to gain access to the Chip Authentication Reference Data and to run the Chip Authentication Protocol (i.e. the BAC mechanism is not seen as an independent mechanism in this PP, it is a mandatory part within the Chip Authentication Protocol, and thus noted here for reasons of completeness). After successful authentication of the chip the terminal may identify itself as (i) Extended Inspection System by selection of the templates for the Terminal Authentication Protocol or (ii) if necessary and available by symmetric authentication as Personalization Agent (using the Personalization Agent Key).*

6.1.5. Security management (FMT)

6.1.5.1. Limited capabilities (FMT_LIM.1)

FMT_LIM.1.1 The TSF shall be designed in a manner that limits their capabilities so that in conjunction with “Limited availability (FMT_LIM.2)” the following policy is enforced:

Deploying Test Features after TOE Delivery does not allow,

1. User Data to be manipulated,
2. sensitive User Data (EF.DG3 and EF.DG4) to be disclosed,
3. TSF data to be disclosed or manipulated
4. software to be reconstructed and
5. substantial information about construction of TSF to be gathered which may enable other attacks.

6.1.5.2. Limited availability (FMT_LIM.2)

FMT_LIM.2.1 The TSF shall be designed in a manner that limits their availability so that in conjunction with “Limited capabilities (FMT_LIM.1)” the following policy is enforced:

Deploying Test Features after TOE Delivery does not allow,

1. User Data to be manipulated,
2. sensitive User Data (EF.DG3 and EF.DG4) to be disclosed,
3. TSF data to be disclosed or manipulated
4. software to be reconstructed and
5. substantial information about construction of TSF to be gathered which may enable other attacks.

Application note: The formulation of “Deploying Test Features ...” in FMT_LIM.2.1 might be a little bit misleading since the addressed features are no longer available (e.g. by disabling or removing the respective functionality). Nevertheless the combination of FMT_LIM.1 and FMT_LIM.2 is introduced to provide an optional approach to enforce the same policy.

Note that the term “software” in item 4 of FMT_LIM.1.1 and FMT_LIM.2.1 refers to both IC Dedicated and IC Embedded Software.

6.1.5.3. Management of security functions behaviour (FMT_MOF.1)

FMT_MOF.1.1 The TSF shall restrict the ability to disable the functions Card Content Loading and Installation, and Patching to the Manufacturer.

Application note: The Card Content Loading and Installation particularly refers to the loading and installation of Java Card applets into the TOE. Disabling these functions is permanent: the functions are terminated.

6.1.5.4. Management of TSF data (FMT_MTD.1)

→ Writing of Initialization Data and Pre-personalization Data

FMT_MTD.1.1/ INI_ENA The TSF shall restrict the ability to write the Initialization Data and Pre-personalization Data to the Manufacturer.

Application note: *The pre-personalization Data includes but is not limited to the authentication reference data for the Personalization Agent which is the symmetric cryptographic Personalization Agent Key.*

→ Disabling of Read Access to Initialization Data and Pre-personalization Data

FMT_MTD.1.1/ INI_DIS The TSF shall restrict the ability to disable read access for users to the Initialization Data to the Personalization Agent.

Application note: *According to P.Manufact the IC Manufacturer and the MRTD Manufacturer are the default users assumed by the TOE in the role Manufacturer during the Phase 2 “Manufacturing” but the TOE is not requested to distinguish between these users within the role Manufacturer. The TOE may restrict the ability to write the Initialization Data and the Pre-personalization Data by (i) allowing to write these data only once and (ii) blocking the role Manufacturer at the end of the Phase 2. The IC Manufacturer may write the Initialization Data which includes but are not limited to the IC Identifier as required by FAU_SAS.1. The Initialization Data provides a unique identification of the IC which is used to trace the IC in the Phase 2 and 3 “personalization” but is not needed and may be misused in the Phase 4 “Operational Use”. Therefore the external read access shall be blocked. The MRTD Manufacturer will write the Pre-personalization Data.*

→ Initialization of CVCA Certificate and Current Date

FMT_MTD.1.1/ CVCA_INI The TSF shall restrict the ability to write the

1. initial Country Verifying Certification Authority Public Key,
2. initial Country Verifying Certification Authority Certificate,
3. initial Current Date

to the Personalization Agent.

Application note: *The initial Country Verifying Certification Authority Public Key may be written by the Manufacturer in the production or pre-personalization phase or by the Personalization Agent (cf. [16], section 2.2.6). The initial Country Verifying Certification Authority Public Keys (and their updates later on) are used to verify the Country Verifying Certification Authority Link-Certificates. The initial Country Verifying Certification Authority Certificate and the initial Current Date is needed for verification of the certificates and the calculation of the Terminal Authorization.*

→ Country Verifying Certification Authority

FMT_MTD.1.1/ CVCA_UPD The TSF shall restrict the ability to update the

1. Country Verifying Certification Authority Public Key,
2. Country Verifying Certification Authority Certificate,

to Country Verifying Certification Authority.

Application note: *The Country Verifying Certification Authority updates its asymmetric key pair and distributes the*

public key be means of the Country Verifying CA Link-Certificates (cf. [16], sec. 2.2). The TOE updates its internal trust-point if a valid Country Verifying CA Link- Certificates (cf. FMT_MTD.3) is provided by the terminal (cf. [16], sec. 2.2.3 and 2.2.4).

→ Current date

FMT_MTD.1.1/ The TSF shall restrict the ability to modify the Current date to

- DATE
1. Country Verifying Certification Authority,
 2. Document Verifier,
 3. Domestic Extended Inspection System.

Application note: The authorized roles are identified in their certificate (cf. [16], sec. 2.2.4 and Table A.5) and authorized by validation of the certificate chain (cf. FMT_MTD.3). The authorized role of the terminal is part of the Certificate Holder Authorization in the card verifiable certificate provided by the terminal for the identification and the Terminal Authentication (cf. to [16], annex A.3.3, for details).

→ Key Write

FMT_MTD.1.1/ The TSF shall restrict the ability to write the Document Basic Access Keys to the
KEY_WRITE Personalization Agent.

Application note: The Country Verifying Certification Authority Public Key is the TSF data for verification of the certificates of the Document Verifier and the Extended Inspection Systems including the access rights for the Extended Access Control.

→ Chip Authentication Private Key

FMT_MTD.1.1/ The TSF shall restrict the ability to load or create the Chip Authentication Private
CAPK Key to the Personalization Agent.

Application note: The component FMT_MTD.1/CAPK was refined in this Security Target by selecting both “create” and “load” operations. The verb “load” means here that the Chip Authentication Private Key is generated securely outside the TOE and written into the TOE memory: the generator, the modulus and the order. The verb “create” means here that the Chip Authentication Private Key order is generated by the TOE itself. See the instantiation of the component FCS_CKM.1/PK as SFR for this key generation.

→ Active Authentication Private Key

FMT_MTD.1.1/ The TSF shall restrict the ability to load or create the Active Authentication Private
AAPK Key to the Personalization Agent.

Application note: Two operations are selected here and may be used by the successfully authenticated Personalization Agent if he is willing to include the optional Active Authentication Key in the MRTD. The verb “load” means here that the Active Authentication Private Key is generated securely outside the TOE and written into the TOE memory. The verb “create” means here that the Personalization Agent is requesting the creation of the Active Authentication Key on the

TOE and is requesting its secure generation by the TOE itself. See the instantiation of the component FCS_CKM.1/PK as SFR for this key generation.

→ Key Read

FMT_MTD.1.1/ The TSF shall restrict the ability to read the

KEY_READ

1. Document Basic Access Keys,
2. Chip Authentication Private Key,
3. Personalization Agent Keys
4. Active Authentication Private Key

to none.

6.1.5.5. *Secure TSF data (FMT_MTD.3)*

FMT_MTD.3.1 The TSF shall ensure that only secure values **of the certificate chain** are accepted for TSF data of the Terminal Authentication Protocol and the Access Control.

Refinement: *The certificate chain is valid if and only if*

- (1) *the digital signature of the Inspection System Certificate can be verified as correct with the public key of the Document Verifier Certificate and the expiration date of the Inspection System Certificate is not before the Current Date of the TOE,*
- (2) *the digital signature of the Document Verifier Certificate can be verified as correct with the public key in the Certificate of the Country Verifying Certification Authority and the expiration date of the Document Verifier Certificate is not before the Current Date of the TOE,*
- (3) *the digital signature of the Certificate of the Country Verifying Certification Authority can be verified as correct with the public key of the Country Verifying Certification Authority known to the TOE and the expiration date of the Certificate of the Country Verifying Certification Authority is not before the Current Date of the TOE.*

The Inspection System Public Key contained in the Inspection System Certificate in a valid certificate chain is a secure value for the authentication reference data of the Extended Inspection System. The intersection of the Certificate Holder Authorizations contained in the certificates of a valid certificate chain is a secure value for Terminal Authorization of a successful authenticated Extended Inspection System.

Application note: *The Terminal Authentication is used for Extended Inspection System as required by FIA_UAU.4 and FIA_UAU.5. The Terminal Authorization is used as TSF data for access control required by FDP_ACF.1.*

6.1.5.6. Specifications of Management Functions (FMT_SMF.1)

FMT_SMF.1.1 The TSF shall be capable of performing the following security management functions:

1. Initialization,
2. Pre-personalization,
3. Personalization,
4. Card Content Loading and Installation termination,
5. Patching termination.

6.1.5.7. Security roles (FMT_SMR.1)

FMT_SMR.1.1 The TSF shall maintain the roles

1. Manufacturer,
2. Personalization Agent,
3. Country Verifying Certification Authority,
4. Document Verifier,
5. domestic Extended Inspection System
6. foreign Extended Inspection System.

FMT_SMR.1.2 The TSF shall be able to associate users with roles.

Application note: Note that the MRTD also maintains the role Basic Inspection System due to a direct consequence of P.BAC-PP resp. OE.BAC-PP. Nevertheless this role is not explicitly listed in FMT_SMR.1.1, above since the TSF cannot maintain the role with respect to the assumed high attack potential due to the known weaknesses of the Document Basic Access Keys.

Application note: The SFR FMT_LIM.1 and FMT_LIM.2 address the management of the TSF and TSF data to prevent misuse of test features of the TOE over the lifecycle phases.

6.1.6. Protection of the TSF (FPT)

6.1.6.1. TOE Emanation (FPT_EMSEC.1)

FPT_EMSEC.1.1 The TOE shall not emit information of IC Power consumption in excess of State of the Art values enabling access to Personalization Agent Key(s) and Chip Authentication Private Key and Active Authentication Private Key.

FPT_EMSEC.1.2 The TSF shall ensure any users are unable to use the following interface smart card circuit contacts to gain access to Personalization Agent Key(s) and Chip Authentication Private Key and Active Authentication Private Key.

Application note: The TOE prevents attacks against the listed secret data where the attack is based on external observable physical phenomena of the TOE. Such attacks may be observable at the interfaces of the TOE or may be originated from internal operation of the TOE or may be caused by an attacker that varies the physical environment under which the TOE operates. The set of measurable physical phenomena is influenced by the technology employed to implement the smart card. The MRTD's chip provides a smart card contactless interface but may have also (not used by the terminal but maybe by an attacker) sensitive contacts according to ISO/IEC 7816-2 as well. Examples of measurable phenomena include, but are not limited to variations in the power consumption, the timing of signals and the

electromagnetic radiation due to internal operations or data transmissions.

6.1.6.2. Failure with preservation of secure state (FPT_FLS.1)

- FPT_FLS.1.1 The TSF shall preserve a secure state when the following types of failures occur:
1. Exposure to out-of-range operating conditions where therefore a malfunction could occur,
 2. failure detected by TSF according to FPT_TST.1.

6.1.6.3. Resistance to physical attack (FPT_PHP.3)

- FPT_PHP.3.1 The TSF shall resist Physical manipulation and physical probing to the TSF by responding automatically such that the SFRs are always enforced.

Application note: *The TOE implements appropriate measures to continuously counter physical manipulation and physical probing. Due to the nature of these attacks (especially manipulation) the TOE can by no means detect attacks on all of its elements. Therefore, permanent protection against these attacks is required ensuring that the TSP could not be violated at any time. Hence, “automatic response” means here (i) assuming that there might be an attack at any time and (ii) countermeasures are provided at any time.*

Application note: *The SFRs “Non-bypassability of the TSF FPT_RVM.1” and “TSF domain separation FPT_SEP.1” are no longer part of [2]. These requirements are now an implicit part of the assurance requirement ADV_ARC.1.*

6.1.6.4. TSF testing (FPT_TST.1)

- FPT_TST.1.1 The TSF shall run a suite of self-tests during initial start-up to demonstrate the correct operation of the TSF.
- FPT_TST.1.2 The TSF shall provide authorized users with the capability to verify the integrity of TSF data.
- FPT_TST.1.3 The TSF shall provide authorized users with the capability to verify the integrity of stored TSF executable code.

Application note: *self-test for the verification of the integrity of stored TSF executable code are executed during initial start-up in the Phase 3 “Personalization” and Phase 4 “Operational Use”.*

6.2. TOE Security Assurance Requirements

TOE Security Assurance Requirements as stated in section 6.2 of the claimed PP [5].

Compared to the CC V3.1 package for EAL5, the following augmentations are claimed:

- ALC_DVS is augmented from 1 to 2,
- AVA_VAN is augmented from 3 to 5

6.2.1. SARs Measures

The assurance measures that satisfy the TOE security assurance requirements are the following:

| Assurance Class | Component | Description |
|------------------------------------|------------------|---|
| ADV: Development | ADV_ARC.1 | Security architecture description |
| | ADV_FSP.5 | Complete Semi-formal functional specification with additional error information |
| | ADV_IMP.1 | Implementation representation of the TSF |
| | ADV_INT.2 | Well-structured internals |
| | ADV_TDS.4 | Semi-formal modular design |
| AGD: Guidance documents | AGD_OPE.1 | Operational user guidance |
| | AGD_PRE.1 | Preparative procedures |
| ALC: Lifecycle support | ALC_CMC.4 | Production support, acceptance procedures and automation |
| | ALC_CMS.5 | Development tools CM coverage |
| | ALC_DEL.1 | Delivery procedures |
| | ALC_DVS.2 | Sufficiency of security measures |
| | ALC_LCD.1 | Developer defined lifecycle model |
| | ALC_TAT.2 | Compliance with implementation standards |
| ASE: Security Target evaluation | ASE_CCL.1 | Conformance claims |
| | ASE_ECD.1 | Extended components definition |
| | ASE_INT.1 | ST introduction |
| | ASE_OBJ.2 | Security objectives |
| | ASE_REQ.2 | Derived security requirements |
| | ASE_SPD.1 | Security problem definition |
| | ASE_TSS.1 | TOE summary specification |
| ATE: Test | ATE_COV.2 | Analysis of coverage |
| | ATE_DPT.3 | Testing: modular design |
| | ATE_FUN.1 | Functional testing |
| | ATE_IND.2 | Independent testing - sample |

| Assurance Class | Component | Description |
|----------------------------------|------------------|---|
| AVA: Vulnerability assessment | AVA_VAN.5 | Advanced methodical vulnerability analysis |

Table 3 – Assurance Requirements: EAL5 augmented on ALC_DVS.2 & AVA_VAN.5

7. TOE summary specification

This set of TSFs manages the identification and/or authentication of the external user and enforces role separation (FMT_SMR.1).

7.1. SF.Access Control

This function checks that for each operation initiated by a user, the security attributes for user authorization (FMT_SMR.1) and data communication required are satisfied.

The function includes control over the Terminal gaining access to MRTD's chip data (FDP_ACC.1, FDP_ACF.1) based on authentication status of the Terminal and Terminal authorizations:

Control over the authorization of Manufacturer during Pre-personalization Phase 2 to:

- Write the initialization data and pre-personalization data (FMT_MTD.1/INI_ENA)

Control over the authorization of Personalization Agent during Personalization Phase 3 to:

- Create, Write and Read EF.COM, EF.SOD, EF.DG1 to EF.DG16
- Create, import and generate initial Active Authentication Private Key (FMT_MTD.1/AAPK)
- Create, import and generate initial Chip Authentication Private Key (FMT_MTD.1/CAPK)
- Write initial Country Verifying Certification Authority Public Key (FMT_MTD.1/CVCA_INI)
- Write initial Country Verifying Certification Authority Certificate (FMT_MTD.1/CVCA_INI)
- Write initial Current Date (FMT_MTD.1/CVCA_INI)
- Write Document Basic Access Keys (FMT_MTD.1/KEY_WRITE)
- Disable read access to initialization data for users (FMT_MTD.1/INI_DIS)

Control over the authorization of Extended Inspection System during Usage Phase 4 to:

- Read EF.DG3 (fingerprint)
- Read EF.DG4 (Iris)
- Update Current Date (FMT_MTD.1/DATE)

Control over the authorization of CVCA during Usage Phase 4 to:

- Update Country Verifying Certification Authority Public Key (FMT_MTD.1/CVCA_UPD)
- Update Country Verifying Certification Authority Certificate (FMT_MTD.1/CVCA_UPD)
- Update Current Date (FMT_MTD.1/DATE)

Control over the Terminal during Usage Phase 4 to:

- Read EF.DG1, EF.DG2, EF.DG5 to EF.DG16
- Create new Active Authentication Keys (FMT_MTD.1/AAPK)
- Update Current Date when Terminal is a Document Verifier (FMT_MTD.1/DATE)
- Prevent reading EF.DG3, even when Terminal is authenticated as CVCA or DV
- Prevent reading EF.DG4, even when Terminal is authenticated as CVCA or DV

- Prevent reading Document Basic Access Keys, Chip Authentication Private Key, Personalization Agent Keys, Active Authentication Private Key (FMT_MTD.1/KEY_READ)
- Prevent modification of EF.DG1 to EF.DG16

Control over the enforcement of Secure Messaging over:

- Importation and exportation of data (including but not restricted to EF.COM, EF.SOD, EF.DG1-EF.DG16) after successful chip authentication (FDP_UCT.1, FDP_UIT.1)

7.2. SF.Card Personalization

This TSF provides Card initialization and pre-personalization services (FMT_SMF.1) as per GlobalPlatform. This includes but is not restricted to card initialization, patch loading, applet installation and instantiation.

This TSF also provides MRTD's chip personalization functions to allow the Personalization Agent to create and set the initial MRTD's LDS data (FMT_SMF.1). This includes disabling read access to Initialization data at completion of the personalization phase (FMT_SMF.1).

7.3. SF.Manufacturer Authentication

The Manufacturer is the only user authenticated through the GlobalPlatform Mutual Authentication process. He authenticates during the Manufacturing Phase of the TOE (FAU_SAS.1) using the Secure Channel protocol (SCP01 or SCP02).

This user is able to authenticate with the Operating System to launch the installation of the ICAO applet and to perform TOE Operating System (OS) personalization (MRTD IC pre-personalization). He is also able to read the Initialization Data (FIA_UAU.1, FIA_UID.1).

When the TOE is ready to be personalized, the Manufacturer will create the authentication data for the Personalization Agent and terminate this manufacturing stage by disabling the card content loading and installation functions (FMT_MOF.1).

In Usage phase, the Manufacturer could only authenticate to TERMINATE the TOE.

7.4. SF.Personalizer Authentication

The Personalization Agent is authenticated by the TOE using its symmetric key (FIA_UAU.5). He is able to read the random identifier in that phase (FIA_UAU.1, FIA_UID.1).

The authentication requires a symmetric encryption using TDES in CBC mode with a key length of 112 bits (FCS_COP.1/SYM).

IC power variation emanation is below state of the art values, and physical access to the authentication data is protected during this SF activity (FPT_EMSEC.1).

7.5. SF.BAC Authentication

This TSF provides the Basic Access Control passive authentication protocol (The Terminal is then allowed to select this authentication key and proceed with BAC Authentication (FIA_UAU.1, FIA_UAU.5). This is the only authentication mechanism that involves symmetric keys (K_{ENC} and K_{MAC}): TDES 112 bits. The use of challenges enforces a protection against replay (FIA_UAU.4).

As part of the protocol, the BAC Session Keys are derived from the MRZ of the MRTD's chip: this is done using SHA-1 (FCS_COP.1/SHA). The authentication initialization requires that the MRTD's chip generates 8 bytes challenge (nonce r_{PICC}) that is read by the Basic Inspection System (FIA_UAU.1), and 16 bytes Key (K_{PICC}) (FCS_RND.1). The MRTD BAC authentication stages also require TDES encryption of 32 bytes of concatenated data (FCS_COP.1/SYM) and a Retail MAC computation over the 32 bytes of encryption output (FCS_COP.1/MAC). The Basic Inspection System also generated a pair (K_{PCD} , r_{PCD}).

Completion of the BAC Authentication protocol means that a Secure Messaging session is started with the session keys (K_{ENC} and K_{MAC}). All further communication with the TOE is handled by SF.Secure Messaging Security Function, enforcing confidentiality and integrity over transferred data (FIA_UAU.5).

7.6. SF.Chip Authentication

This TSF provides the Chip Authentication protocol to allow the Extended Inspection System to authenticate the TOE (FIA_UAU.1, FIA_UID.1). This authentication mechanism involves the Chip Authentication Key Pair: Diffie-Hellman Public Key PK_{PICC} and Private Key SK_{PICC} . The public key is stored in EF.DG14 and available to any Terminal wishing to perform Chip Authentication (FIA_API.1/CAP).

This protocol requires that a shared secret is calculated by both the inspection system and the MRTD's chip. The MRTD's chip exports its static Diffie-Hellman Public Key, and the inspection system imports an ephemeral public key that will help the MRTD's chip to compute the shared secret. This computation requires a hash computation (FCS_COP.1/SHA) and a Diffie-Hellman key derivation (FCS_CKM.1/DH).

Completion of the Chip Authentication protocol means that the Secure Messaging session started with BAC is updated: the session keys (K_{ENC} and K_{MAC}) are derived from the shared secret. All further communication with the TOE is handled by SF.Secure Messaging Security Function, enforcing confidentiality and integrity over transferred data (FIA_UAU.5).

IC power variation emanation is below state of the art values, and physical access to the authentication data is protected during this SF activity (FPT_EMSEC.1).

7.7. SF.Terminal Authentication

This TSF provides Terminal Authentication to allow the TOE to authenticate the terminal using the public authentication material that is presented during the Chip Authentication protocol (DH or ECDH), enforcing the Secure Messaging session that was then open (FIA-UAU.1, FIA_UAU.5).

Terminal Authentication is a two move challenge-response protocol that provides explicit unilateral authentication of the inspection system. The terminal Authentication protocol requires that the card

validates the chain of certificates sent by the inspection system (Terminal) (FMT_MTD.3). Certificate validation corresponds to a signature verification (FCS_COP.1/SIG_VER) requiring Hash calculation (FCS_COP.1/SHA). A successful sequence of certificates validation (CVCA-DV-IS) completes the terminal authentication.

The protocol involves the CVCA public key stored on the chip and a nonce, generated by the TOE (FCS_RND.1). The use of challenges enforces a protection against replay (FIA_UAU.4).

7.8. SF.Active Authentication

Active Authentication is provided by this TSF based on the availability of DG15 in the MRTD's chip information data (FIA_API.1/AAP). This is decided by the Personalization Agent during phase 3 when the LDS is personalized. The Terminal is then allowed to select this authentication key and proceed with Active Authentication after successful BAC Authentication (to prevent the privacy threat Challenge Semantics). See the inspection procedures in section 2.1 of [16].

This TSF involves an optional asymmetric Key Pair (KPr_{AA} , KPu_{AA}) which public part is stored in DG15 and private part is stored securely within the chip. This Key Pair is securely generated on the TOE under request of the Personalization Agent (FCS_CKM.1/KP).

This TSF ensures that the chip has not been substituted, by means of a challenge-response protocol between the inspection system and the MRTD's chip. The TOE's challenge is a true random generated by the TOE (FCS_RND.1). And the challenge-response involves an RSA signature generation based on ISO/IEC 9796-2 Digital Signature scheme 1 (FCS_COP.1/SIG_GEN). The use of challenges enforces a protection against replay (FIA_UAU.4). IC power variation emanation is below state of the art values, and physical access to the authentication data is protected during this SF activity (FPT_EMSEC.1).

7.9. SF.Secure Messaging

Commands and responses are exchanged between the TOE and the external device. This TSF provides a secure mean for the terminal and the card to exchange data (FIA_UAU.1, FIA_UAU.5): such as (and not restricted to) EF.COM, EF.SOD, EF.DG1 to EF.DG16.

The SF.Secure Messaging function is capable of providing a trusted path between legitimate end points both of the TOE and the external device. The secure communication channels are enforced by cryptographic functions.

This function enforces confidentiality (FDP_UCT.1) and integrity (FDP_UIT.1) of the transferred data:

- Confidentiality is ensured by a TDES encryption (FCS_COP.1/SYM)
- Integrity is achieved by calculation, embodiment and verification of a Retail MAC (FCS_COP.1/MAC)

This function provides means to detect if modification, deletion, insertion or replay is occurring during a Secure Messaging session. In such cases, this TSF will terminate the session and securely destroyed the session keys (FCS_CKM.4). A session is also terminated upon reset of the TOE. A re-authentication using

the Chip Authentication protocol is required after termination of a Secure Messaging session (FIA_UAU.6).

7.10. SF.Crypto

This Security Function is responsible for providing cryptographic support to all the other Security Functions including secure key generation, secure random generator, and data hashing:

- Secure generation of asymmetric Key Pair (FCS_CKM.1/KP), key generation is protected against SPA, Timing attacks, and electromagnetic emanation (FPT_EMSEC.1) and includes Key Pair Correspondence verification.
 - RSA key pair with length from 1024 to 2048 bits
 - Elliptic Curves ECDSA Keys with length 192, 224, 256, 384, 521 bits
- Data hashing using SHA-1, SHA-224, SHA-256 (FCS_COP.1/SHA)
- RSA Sign and Verify operations with both CRT and standard Key Pairs of length 1024, 1280, 1536, 2048 bits (FCS_COP.1/SIG_GEN, FCS_COP.1/SIG_VER)
- ECDSA Signature Verification with ECC Keys of length 192, 224, 256, 384, 521 bits (FCS_COP.1/SIG_VER)
- TDES 2 Keys and 3 Keys in CBC and ECB modes (FCS_COP.1/SYM, FCS_COP.1/MAC)
- Secure destruction of cryptographic key secret or private material (FCS_CKM.4)
- The random number generator of the underlying IC is used by the TOE whenever the generation of a nonce is required (FCS_RND.1)
- Adequate number of Rabin Miller test rounds is performed in addition to GCD test in order to ensure correct generation of primes
- MAC is generated and verified using TDES with 2 or 3 keys
- Diffie-Hellman calculations for DH and ECDH based protocols (FCS_CKM.1/DH)

This TSF enforces protection of Key material during cryptographic functions processing and Key Generation, against state-of-the-art attacks, including IC power consumption analysis (FPT_EMSEC.1).

7.11. SF.Protection

This Security Function is responsible for protection of the TSF data, user data, and TSF functionality.

The SF. Protection function is composed of software implementations of test and security functions including:

- Performing self-tests of the TOE at each power-up (FPT_TST.1)
- Deleting authentication resources (Biometrics, PINs, secret and private keys) when relevant memory is de-allocated (FCS_CKM.4)

- Validating the integrity of all stored cryptographic keys and PINs before use and informing the Terminal when such validation fails (FPT_TST.1).
- Ensuring that Information is not leaked.
- Performing a set of test to verify that the underlying cryptographic algorithms are operating correctly (FPT_TST.1).
- Initializing memory after reset
- Initializing memory of de-allocated data
- Preserving secure state after sensitive processing failure (RNG, EEPROM handling) or potential physical tampering or intrusion detection (FPT_FLS.1, FPT_PHP.3)
- Termination of the Card Content Loading and Installation services (FMT_MOF.1, FMT_SMF.1)
- Patch loading and termination (FMT_MOF.1, FMT_SMF.1)

The TOE provides the ability to patch some identified native functions of the original TOE. This mechanism is available during Initialization phase but in the case of this TOE, no patch is loaded. The patch activities during the initialization phase are reduced to the termination of the patch mechanism.

This TSF prevents re-activation of de-activated or disabled or terminated mechanisms: the code area and data area are protected (FMT_LIM.1, FMT_LIM.2)

8. Rationale

This level of information is not provided in the ST-Lite document. Please contact Athena support for details (email support@athena-scs.com).

9. Terminology

| Term | Definition |
|-------------------------------|---|
| Active Authentication | Security mechanism defined in [15] option by which means the MRTD's chip proves and the inspection system verifies the identity and authenticity of the MRTD's chip as part of a genuine MRTD issued by a known State of Organization. |
| Application note | Optional informative part of the PP containing sensitive supporting information that is considered relevant or useful for the construction, evaluation, or use of the TOE. |
| Audit records | Write-only-once non-volatile memory area of the MRTDs chip to store the Initialization Data and Pre-personalization Data. |
| Authenticity | Ability to confirm the MRTD and its data elements on the MRTD's chip were created by the issuing State or Organization. |
| Basic Access Control (BAC) | Security mechanism defined in [15] by which means the MRTD's chip proves and the inspection system protects their communication by means of secure messaging with Document Basic Access Keys (see there). |
| Basic Inspection System (BIS) | An inspection system which implements the terminals part of the Basic Access Control Mechanism and authenticates itself to the MRTD's chip using the Document Basic Access Keys derived from the printed MRZ data for reading the logical MRTD. |
| Biographical data (biodata) | The personalized details of the MRTD holder of the document appearing as text in the visual and machine readable zones on the biographical data page of a passport book or on a travel card or visa. [15] |
| Biometric reference data | Data stored for biometric authentication of the MRTD holder in the MRTD's chip as (i) digital portrait and (ii) optional biometric reference data. |
| Certificate chain | Hierarchical sequence of Inspection System Certificate (lowest level), Document Verifier Certificate and Country Verifying Certification Authority Certificates (highest level), where the certificate of a lower level is signed with the private key corresponding to the public key in the certificate of the next higher level. The Country Verifying Certification Authority Certificate is signed with the private key corresponding to the public key it contains (self-signed certificate). |

| Term | Definition |
|--|---|
| Counterfeit | An unauthorized copy or reproduction of a genuine security document made by whatever means. [15] |
| Country Signing CA Certificate (CCSCA) | Certificate of the Country Signing Certification Authority Public Key (KPU_CSCA) issued by Country Signing Certification Authority stored in the inspection system. |
| Country Verifying Certification Authority | The country specific root of the PKI of Inspection Systems and creates the Document Verifier Certificates within this PKI. It enforces the Privacy policy of the issuing State or Organization in respect to the protection of sensitive biometric reference data stored in the MRTD. |
| Current date | The maximum of the effective dates of valid CVCA, DV and domestic Inspection System certificates known to the TOE. It is used to validate card verifiable certificates. |
| CVCA link Certificate | Certificate of the new public key of the Country Verifying Certification Authority signed with the old public key of the Country Verifying Certification Authority where the certificate effective date for the new key is before the certificate expiration date of the certificate for the old key. |
| Document Basic Access Key Derivation Algorithm | The [15], normative appendix 5, A5.1 describes the Document Basic Access Key Derivation Algorithm on how terminals may derive the Document Basic Access Keys from the second line of the printed MRZ data. |
| Document Basic Access Keys | Pair of symmetric (two-key) TDES keys used for secure messaging with encryption (key KENC) and message authentication (key KMAC) of data transmitted between the MRTD's chip and the inspection system [15]. It is drawn from the printed MRZ of the passport book to authenticate an entity able to read the printed MRZ of the passport book. |
| Document Security Object (SOD) | A RFC3369 CMS Signed Data Structure, signed by the Document Signer (DS). Carries the hash values of the LDS Data Groups. It is stored in the MRTD's chip. It may carry the Document Signer Certificate (CDS). [15] |
| Document Verifier | Certification authority creating the Inspection System Certificates and managing the authorization of the Extended Inspection Systems for the sensitive data of the MRTD in the limits provided by the issuing States or Organizations. |

| Term | Definition |
|----------------------------------|--|
| Eavesdropper | A threat agent with Enhanced-Basic attack potential reading the communication between the MRTD's chip and the inspection system to gain the data on the MRTD's chip. |
| Enrolment | The process of collecting biometric samples from a person and the subsequent preparation and storage of biometric reference templates representing that person's identity. [15] |
| Extended Access Control | Security mechanism identified in [15] by which means the MRTD's chip (i) verifies the authentication of the inspection systems authorized to read the optional biometric reference data, (ii) controls the access to the optional biometric reference data and (iii) protects the confidentiality and integrity of the optional biometric reference data during their transmission to the inspection system by secure messaging. The Personalization Agent may use the same mechanism to authenticate itself with Personalization Agent Private Key and to get write and read access to the logical MRTD and TSF data. |
| Extended Inspection System | A General Inspection System which (i) implements the Chip Authentication Mechanism, (ii) implements the Terminal Authentication Protocol and (iii) is authorized by the issuing State or Organization through the Document Verifier of the receiving State to read the sensitive biometric reference data. |
| Extended Inspection System (EIS) | A role of a terminal as part of an inspection system which is in addition to Basic Inspection System authorized by the issuing State or Organization to read the optional biometric reference data and supports the terminals part of the Extended Access Control Authentication Mechanism. |
| Forgery | Fraudulent alteration of any part of the genuine document, e.g. changes to the biographical data or the portrait. [15] |
| General Inspection System | A Basic Inspection System which implements sensitively the Chip Authentication Mechanism. |
| Global Interoperability | The capability of inspection systems (either manual or automated) in different States throughout the world to exchange data, to process data received from systems in other States, and to utilize that data in inspection operations in their respective States. Global interoperability is a major objective of the standardized specifications for placement of both eye-readable and machine readable data in all MRTDs. [15] |

| Term | Definition |
|-------------------------------|---|
| IC Dedicated Support Software | That part of the IC Dedicated Software (refer to above) which provides functions after TOE Delivery. The usage of parts of the IC Dedicated Software might be restricted to certain phases. |
| IC Dedicated Test Software | That part of the IC Dedicated Software (refer to above) which is used to test the TOE before TOE Delivery but which does not provide any functionality thereafter. |
| IC Identification Data | The IC manufacturer writes a unique IC identifier to the chip to control the IC as MRTD material during the IC manufacturing and the delivery process to the MRTD manufacturer. |
| Impostor | A person who applies for and obtains a document by assuming a false name and identity, or a person who alters his or her physical appearance to represent himself or herself as another person for the purpose of using that person's document. [15] |
| Improperly documented person | A person who travels, or attempts to travel with: (a) an expired travel document or an invalid visa; (b) a counterfeit, forged or altered travel document or visa; (c) someone else's travel document or visa; or (d) no travel document or visa, if required. [15] |
| Initialization | Process of writing Initialization Data (see below) to the TOE (cf. 1.8.2, TOE lifecycle phase 2 step 3). |
| Initialization Data | Any data defined by the TOE Manufacturer and injected into the non-volatile memory by the Integrated Circuits manufacturer (Phase 2). These data are for instance used for traceability and for IC identification as MRTD's material (IC identification data). |
| Inspection | The act of a State examining an MRTD presented to it by a traveler (the MRTD holder) and verifying its authenticity. [15] |
| Inspection system (IS) | A technical system used by the border control officer of the receiving State (i) examining an MRTD presented by the traveler and verifying its authenticity and (ii) verifying the traveler as MRTD holder. |
| Integrated circuit (IC) | Electronic component(s) designed to perform processing and/or memory functions. The MRTD's chip is an integrated circuit. |
| Integrity | Ability to confirm the MRTD and its data elements on the MRTD's chip have not been altered from that created by the issuing State or Organization. |

| Term | Definition |
|---|--|
| Issuing Organization | Organization authorized to issue an official travel document (e.g. the United Nations Organization, issuer of the Laissez-passer). [15] |
| Issuing State | The Country issuing the MRTD. [15] |
| Logical Data Structure (LDS) | The collection of groupings of Data Elements stored in the optional capacity expansion technology [15]. The capacity expansion technology used is the MRTD's chip. |
| Logical MRTD | <p>Data of the MRTD holder stored according to the Logical Data Structure [15] as specified by ICAO on the contactless integrated circuit. It presents contactless readable data including (but not limited to):</p> <ul style="list-style-type: none"> a. personal data of the MRTD holder b. the digital Machine Readable Zone Data (digital MRZ data, EF.DG1), c. the digitized portraits (EF.DG2), d. the biometric reference data of finger(s) (EF.DG3) or iris image(s) (EF.DG4) or both and e. the other data according to LDS (EF.DG5 to EF.DG16) f. EF.COM and EF.SOD |
| Logical travel document | <p>Data stored according to the Logical Data Structure as specified by ICAO in the contactless integrated circuit including (but not limited to)</p> <ul style="list-style-type: none"> (1) data contained in the machine-readable zone (mandatory), (2) digitized photographic image (mandatory) and (3) fingerprint image(s) and/or iris image(s) (optional). |
| Machine readable travel document (MRTD) | Official document issued by a State or Organization which is used by the holder for international travel (e.g. passport, visa, official document of identity) and which contains mandatory visual (eye readable) data and a separate mandatory data summary, intended for global use, reflecting essential data elements capable of being machine read. [15] |

| Term | Definition |
|---------------------------------------|---|
| Machine readable visa (MRV) | A visa or, where appropriate, an entry clearance (hereinafter collectively referred to as visas) conforming to the specifications contained herein, formulated to improve facilitation and enhance security for the visa holder. Contains mandatory visual (eye readable) data and a separate mandatory data summary capable of being machine read. The MRV is normally a label which is attached to a visa page in a passport. [15] |
| Machine readable zone (MRZ) | Fixed dimensional area located on the front of the MRTD or MRP Data Page or, in the case of the TD1, the back of the MRTD, containing mandatory and optional data for machine reading using OCR methods. [15] |
| Machine-verifiable biometrics feature | A unique physical personal identification feature (e.g. an iris pattern, fingerprint or facial characteristics) stored on a travel document in a form that can be read and verified by machine. [15] |
| MRTD application | <p>Non-executable data defining the functionality of the operating system on the IC as the MRTD's chip. It includes</p> <ul style="list-style-type: none"> - the file structure implementing the LDS [15], - the definition of the User Data, but does not include the User Data itself (i.e. content of EF.DG1 to EF.DG13, EF.DG16, EF.COM and EF.SOD) and - the TSF Data including the definition the authentication data but except the authentication data itself. |
| MRTD Basic Access Control | Mutual authentication protocol followed by secure messaging between the inspection system and the MRTD's chip based on MRZ information as key seed and access condition to data stored on MRTD's chip according to LDS. |
| MRTD holder | The rightful holder of the MRTD for whom the issuing State or Organization personalized the MRTD. |
| MRTD's Chip | A contactless integrated circuit chip complying with ISO/IEC 14443 and programmed according to the Logical Data Structure as specified by ICAO. |
| MRTD's chip Embedded Software | Software embedded in a MRTD's chip and not being developed by the IC Designer. The MRTD's chip Embedded Software is designed in Phase 1 and embedded into the MRTD's chip in Phase 2 of the TOE life-cycle. |

| Term | Definition |
|--|---|
| Optional biometric reference data | Data stored for biometric authentication of the MRTD holder in the MRTD's chip as (i) encoded finger image(s) (EF.DG3) or (ii) encoded iris image(s) (EF.DG4) or (iii) both. Note, that the European commission decided to use only fingerprint and not to use iris images as optional biometric reference data. |
| Passive authentication | (i) verification of the digital signature of the Document Security Object and (ii) comparing the hash values of the read LDS data fields with the hash values contained in the Document Security Object |
| Personalization | The process by which the portrait, signature and biographical data are applied to the document. This may also include the optional biometric data collected during the "Enrolment" (cf. 0 TOE lifecycle phase 3 step 6). |
| Personalization Agent | The agent acting on the behalf of the issuing State or Organization to personalize the MRTD for the holder by (i) establishing the identity the holder for the biographic data in the MRTD, (ii) enrolling the biometric reference data of the MRTD holder i.e. the portrait, the encoded finger image(s) or (ii) the encoded iris image(s) and (iii) writing these data on the physical and logical MRTD for the holder. |
| Personalization Agent Authentication Information | TSF data used for authentication proof and verification of the Personalization Agent. |
| Personalization Agent Key | Symmetric cryptographic authentication key used (i) by the Personalization Agent to prove his identity and to get access to the logical MRTD and (ii) by the MRTD's chip to verify the authentication attempt of a terminal as Personalization Agent. |
| Physical travel Document | Travel document in form of paper, plastic and chip using secure printing to present data including (but not limited to) (1) biographical data, (2) data of the machine-readable zone, (3) photographic image and (4) other data |
| Pre-Personalization | Process of writing Pre-Personalization Data (see below) to the TOE including the creation of the MRTD Application (cf. 1.8.2, TOE lifecycle phase 2 step 5) |

| Term | Definition |
|------------------------------------|---|
| Pre-personalization Data | Any data that is injected into the non-volatile memory of the TOE by the MRTD Manufacturer (Phase 2) for traceability of non-personalized MRTD's and/or to secure shipment within or between lifecycle phases 2 and 3. It contains (but is not limited to) the Active Authentication Key Pair and the Personalization Agent Key Pair. |
| Pre-personalized MRTD's chip | MRTD's chip equipped with a unique identifier and a unique asymmetric Active Authentication Key Pair of the chip. |
| Receiving State | The Country to which the Traveler is applying for entry. [15] |
| Reference data | Data enrolled for a known identity and used by the verifier to check the verification data provided by an entity to prove this identity in an authentication attempt. |
| Secondary image | A repeat image of the holder's portrait reproduced elsewhere in the document by whatever means. [15] |
| Secure messaging in encrypted mode | Secure messaging using encryption and message authentication code according to ISO/IEC 7816-4 Skimming Limitation of the inspection system to read the logical MRTD or parts of it via the contactless communication channel of the TOE without knowledge of the printed MRZ data. |
| Terminal Authorization | Intersection of the Certificate Holder Authorizations defined by the Inspection System Certificate, the Document Verifier Certificate and Country Verifying Certification Authority which shall be all valid for the Current Date. |
| Travel document | A passport or other official document of identity issued by a State or Organization which may be used by the rightful holder for international travel. |
| Traveler | Person presenting the MRTD to the inspection system and claiming the identity of the MRTD holder. |
| TSF data | Data created by and for the TOE that might affect the operation of the TOE. |
| Un-personalized MRTD | The MRTD that contains the MRTD Chip holding only Initialization Data and Pre-personalization Data as delivered to the Personalization Agent from the Manufacturer. |
| User data | Data created by and for the user that does not affect the operation of the TSF. |

| Term | Definition |
|-------------------|--|
| Verification | The process of comparing a submitted biometric sample against the biometric reference template of a single enrollee whose identity is being claimed, to determine whether it matches the enrollee's template. [15] |
| Verification data | Data provided by an entity in an authentication attempt to prove their identity to the verifier. The verifier checks whether the verification data match the reference data known for the claimed identity. |

10. References

- [1] Common Criteria for Information Technology Security Evaluation - CCMB-2012-09-001 - Part 1: Introduction and general model, Revision 4, September 2012.
- [2] Common Criteria for Information Technology Security Evaluation - CCMB-2012-09-002 -Part 2: Security functional requirements, Revision 4, September 2012.
- [3] Common Criteria for Information Technology Security Evaluation - CCMB-2012-09-003 -Part 3: Security assurance requirements, Revision 4, September 2012.
- [4] BSI-CC-PP0055 – Protection Profile - Machine Readable Travel Document with “ICAO Application”, Basic Access Control – EAL 4+ – Version: 1.10, 25th March 2009
- [5] BSI-CC-PP0056 – Protection Profile - Machine Readable Travel Document with “ICAO Application”, Extended Access Control – EAL 4+ – Version: 1.10, 25th March 2009
- [6] Inside Secure AT90SC28880RCFV2 Technical Datasheet – TPR0548 revision DX
- [7] Inside Secure AD-X Technical Datasheet – TPR0116 revision FX
- [8] BSI-PP-0035-2007 – Security IC Platform Protection Profile – version 1.0 – EAL4+
- [9] Common Criteria Surveillance Report No. ANSSI-CC-2013/59-S01, Agence Nationale de la Sécurité des Systèmes D'information, ANSSI-CC-SUR-F-08/004, 13th January 2015.
- [10] AT90SC28880RCFV2 Security Target Lite - Public Version – Ref: TPG0224 - Revision C
- [11] PKCS#1: RSA Cryptography Standard, Version 1.5
- [12] Java Card 2.2.2 Specification. March 2006. Published by Sun Microsystems, Inc.
 - Virtual Machine Specification [JCVM]
 - Application Programming Interface [JCAPI]
 - Runtime Environment Specification [JCRE]
- [13] GlobalPlatform, Card Specification, Version 2.1.1, March 2003
- [14] CCDB-2007-09-001 – Composite product evaluation for Smart Cards and similar devices – Version: 1.0, revision 1, September 2007
- [15] ICAO Doc 9303, Machine Readable Travel Documents, part 1 – Machine Readable Passports, Sixth Edition, 2006, International Civil Aviation Organization
- [16] TR-03110, Technical Guideline Advanced Security Mechanisms for Machine Readable Travel Documents – Extended Access Control (EAC), Version 1.11, BSI
- [17] ISO/IEC 9796-2: Information technology — Security techniques — Signature Schemes giving message recovery — Part 2: Integer factorization based mechanisms, 2002
- [18] FIPS PUB 180-2, FIPS Publication – Secure hash standard (+ Change Notice to include SHA-224), 2002, NIST

- [19] FIPS PUB 46-3, FIPS Publication – Data Encryption Standard (DES), Reaffirmed 1999 October 25, U.S. Department of Commerce/NIST
- [20] IEEE 1363-2000 – IEEE Standard Specification for Public-Key Cryptography